



**COLORADO**  
Department of Health Care  
Policy & Financing

Department of Health Care Policy & Financing  
1570 Grant Street  
Denver, CO 80203

January 15, 2021

Governor Jared Polis  
136 State Capitol  
Denver, CO 80203

Dear Governor Polis:

Enclosed, please find the Department of Health Care Policy and Financing's legislative report, Hospital Expenditure Report.

*Section 25.5-4-402.8, C.R.S. requires the Department, on or before January 15, 2020, and on or before January 15 each year thereafter, the state department shall submit the annual hospital expenditure report to: the public health care and human services committee of the house of representatives, or any successor committee; the health and human services committee of the senate, or any successor committee; the joint budget committee of the general assembly; the governor; and the state board.*

*In addition, Section 25.5-1-703, C.R.S., enacted with the adoption of HB 19-1320, requires the Department to include a summary of the hospital community benefit implementation reports submitted by hospitals to the Department.*


This report details the activities the Department has undertaken to implement HBs 19- 1001 and 19-1320 to date.

In addition to providing these reports as directed through legislation, the Department is analyzing the rise in Colorado hospital prices, costs, and profits in the state and its impact on the cost of health care coverage for consumers and businesses. The Department is undertaking this analysis as directed by the General Assembly. In the coming months, the Department will publish additional reports and analytical tools examining this topic. The additional reporting and tools will be posted on the Department's website at [Colorado.gov/pacific/hcpf/hospital-reports-hub](http://Colorado.gov/pacific/hcpf/hospital-reports-hub).



If you require further information or have additional questions, please contact the Department's Legislative Liaison, Jo Donlin at [Jo.Donlin@state.co.us](mailto:Jo.Donlin@state.co.us) or 720-610-7795.

Sincerely,



Kim Bimestefer  
Executive Director

KB/ND

Enclosure(s): Health Care Policy & Financing 2021 Hospital Expenditure Report

Cc: Elisabeth Arenales, Senior Health Policy Advisor, Governor's Office  
Legislative Council Library  
State Library  
John Bartholomew, Finance Office Director, HCPF  
Tracy Johnson, Medicaid Director, HCPF  
Tom Massey, Policy, Communications, and Administration Office Director, HCPF  
Bonnie Silva, Community Living Office Director, HCPF  
Parrish Steinbrecher, Health Information Office Director, HCPF  
Anne Saumur, Cost Control and Quality Improvement Office Director, HCPF  
Rachel Reiter, External Relations Division Director, HCPF





**COLORADO**  
Department of Health Care  
Policy & Financing

Department of Health Care Policy & Financing  
1570 Grant Street  
Denver, CO 80203

January 15, 2021

The Honorable Susan Lontine, Chair  
House Health and Insurance Committee  
200 E. Colfax Avenue  
Denver, CO 80203

Dear Representative Lontine:

Enclosed, please find the Department of Health Care Policy and Financing's legislative report, Hospital Expenditure Report.

*Section 25.5-4-402.8, C.R.S. requires the Department, on or before January 15, 2020, and on or before January 15 each year thereafter, the state department shall submit the annual hospital expenditure report to: the public health care and human services committee of the house of representatives, or any successor committee; the health and human services committee of the senate, or any successor committee; the joint budget committee of the general assembly; the governor; and the state board.*

*In addition, Section 25.5-1-703, C.R.S., enacted with the adoption of HB 19-1320, requires the Department to include a summary of the hospital community benefit implementation reports submitted by hospitals to the Department.*

This report details the activities the Department has undertaken to implement HBs 19- 1001 and 19-1320 to date.

In addition to providing these reports as directed through legislation, the Department is analyzing the rise in Colorado hospital prices, costs, and profits in the state and its impact on the cost of health care coverage for consumers and businesses. The Department is undertaking this analysis as directed by the General Assembly. In the coming months, the Department will publish additional reports and analytical tools examining this topic. The additional reporting and tools will be posted on the Department's website at [Colorado.gov/pacific/hcpf/hospital-reports-hub](http://Colorado.gov/pacific/hcpf/hospital-reports-hub).



If you require further information or have additional questions, please contact the Department's Legislative Liaison, Jo Donlin at [Jo.Donlin@state.co.us](mailto:Jo.Donlin@state.co.us) or 720-610-7795.

Sincerely,



Kim Bimestefer  
Executive Director

KB/ND

Enclosure(s): Health Care Policy & Financing 2021 Hospital Expenditure Report

Cc: Representative Yadira Caraveo, Vice Chair, Health and Insurance Committee  
Representative Mark Baisley, Health and Insurance Committee  
Representative Tonya Van Beber, Health and Insurance Committee  
Representative Ron Hanks, Health and Insurance Committee  
Representative Dominique Jackson, Health and Insurance Committee  
Representative Chris Kennedy, Health and Insurance Committee  
Representative Karen McCormick, Health and Insurance Committee  
Representative Kyle Mullica, Health and Insurance Committee  
Representative David Ortiz, Health and Insurance Committee  
Representative Matt Soper, Health and Insurance Committee  
Representative Brianna Titone, Health and Insurance Committee  
Representative Dave Williams, Health and Insurance Committee  
Legislative Council Library  
State Library  
John Bartholomew, Finance Office Director, HCPF  
Tracy Johnson, Medicaid Director, HCPF  
Tom Massey, Policy, Communications, and Administration Office Director, HCPF  
Bonnie Silva, Community Living Office Director, HCPF  
Parrish Steinbrecher, Health Information Office Director, HCPF  
Anne Saumur, Cost Control and Quality Improvement Office Director, HCPF  
Rachel Reiter, External Relations Division Director, HCPF





**COLORADO**  
Department of Health Care  
Policy & Financing

Department of Health Care Policy & Financing  
1570 Grant Street  
Denver, CO 80203

January 15, 2021

The Honorable Dafna Michaelson Jenet, Chair  
House Public & Behavioral Health & Human Services Committee  
200 E. Colfax Avenue  
Denver, CO 80203

Dear Representative Michaelson Jenet:

Enclosed, please find the Department of Health Care Policy and Financing's legislative report, Hospital Expenditure Report.

*Section 25.5-4-402.8, C.R.S. requires the Department, on or before January 15, 2020, and on or before January 15 each year thereafter, the state department shall submit the annual hospital expenditure report to: the public health care and human services committee of the house of representatives, or any successor committee; the health and human services committee of the senate, or any successor committee; the joint budget committee of the general assembly; the governor; and the state board.*

*In addition, Section 25.5-1-703, C.R.S., enacted with the adoption of HB 19-1320, requires the Department to include a summary of the hospital community benefit implementation reports submitted by hospitals to the Department.*

This report details the activities the Department has undertaken to implement HBs 19- 1001 and 19-1320 to date.

In addition to providing these reports as directed through legislation, the Department is analyzing the rise in Colorado hospital prices, costs, and profits in the state and its impact on the cost of health care coverage for consumers and businesses. The Department is undertaking this analysis as directed by the General Assembly. In the coming months, the Department will publish additional reports and analytical tools examining this topic. The additional reporting and tools will be posted on the Department's website at [Colorado.gov/pacific/hcpf/hospital-reports-hub](http://Colorado.gov/pacific/hcpf/hospital-reports-hub).



If you require further information or have additional questions, please contact the Department's Legislative Liaison, Jo Donlin at [Jo.Donlin@state.co.us](mailto:Jo.Donlin@state.co.us) or 720-610-7795.

Sincerely,



Kim Bimestefer  
Executive Director

KB/ND

Enclosure(s): Health Care Policy & Financing 2021 Hospital Expenditure Report

Cc: Representative Emily Sirota, Vice Chair, Public Health Care and Human Services Committee  
Representative Mary Bradford, Public Health Care and Human Services Committee  
Representative Lisa Cutter, Public Health Care and Human Services Committee  
Representative Serena Gonzales-Gutierrez, Public Health Care and Human Services Committee  
Representative Richard Holtorf, Public Health Care and Human Services Committee  
Representative Iman Jodeh, Public Health Care and Human Services Committee  
Representative Colin Larson, Public Health Care and Human Services Committee  
Representative David Ortiz, Public Health Care and Human Services Committee  
Representative Rod Pelton, Public Health Care and Human Services Committee  
Representative Naquetta Ricks, Public Health Care and Human Services Committee  
Representative Dan Woog, Public Health Care and Human Services Committee  
Representative Mary Young, Public Health Care and Human Services Committee  
Legislative Council Library  
State Library  
John Bartholomew, Finance Office Director, HCPF  
Tracy Johnson, Medicaid Director, HCPF  
Tom Massey, Policy, Communications, and Administration Office Director, HCPF  
Bonnie Silva, Community Living Office Director, HCPF  
Parrish Steinbrecher, Health Information Office Director, HCPF  
Anne Saumur, Cost Control and Quality Improvement Office Director, HCPF  
Rachel Reiter, External Relations Division Director, HCPF





**COLORADO**  
Department of Health Care  
Policy & Financing

Department of Health Care Policy & Financing  
1570 Grant Street  
Denver, CO 80203

January 15, 2021

The Honorable Dominick Moreno  
Joint Budget Committee  
200 East 14<sup>th</sup> Avenue, Third Floor  
Denver, CO 80203

Dear Senator Moreno:

Enclosed, please find the Department of Health Care Policy and Financing's legislative report, Hospital Expenditure Report.

*Section 25.5-4-402.8, C.R.S. requires the Department, on or before January 15, 2020, and on or before January 15 each year thereafter, the state department shall submit the annual hospital expenditure report to: the public health care and human services committee of the house of representatives, or any successor committee; the health and human services committee of the senate, or any successor committee; the joint budget committee of the general assembly; the governor; and the state board.*

*In addition, Section 25.5-1-703, C.R.S., enacted with the adoption of HB 19-1320, requires the Department to include a summary of the hospital community benefit implementation reports submitted by hospitals to the Department.*


This report details the activities the Department has undertaken to implement HBs 19- 1001 and 19-1320 to date.

In addition to providing these reports as directed through legislation, the Department is analyzing the rise in Colorado hospital prices, costs, and profits in the state and its impact on the cost of health care coverage for consumers and businesses. The Department is undertaking this analysis as directed by the General Assembly. In the coming months, the Department will publish additional reports and analytical tools examining this topic. The additional reporting and tools will be posted on the Department's website at [Colorado.gov/pacific/hcpf/hospital-reports-hub](http://Colorado.gov/pacific/hcpf/hospital-reports-hub).



If you require further information or have additional questions, please contact the Department's Legislative Liaison, Jo Donlin at [Jo.Donlin@state.co.us](mailto:Jo.Donlin@state.co.us) or 720-610-7795.

Sincerely,



Kim Bimestefer  
Executive Director

KB/ND

Enclosure(s): Health Care Policy & Financing 2021 Hospital Expenditure Report

Cc: Representative Julie McCluskie, Vice-Chair, Joint Budget Committee  
Representative Kim Ransom, Joint Budget Committee  
Senator Bob Rankin, Joint Budget Committee  
Senator Chris Hansen, Joint Budget Committee  
Representative Leslie Herod, Joint Budget Committee  
Carolyn Kampman, Staff Director, JBC  
Eric Kurtz, JBC Analyst  
Lauren Larson, Director, Office of State Planning and Budgeting  
Edmond Toy, Budget Analyst, Office of State Planning and Budgeting  
Legislative Council Library  
State Library  
John Bartholomew, Finance Office Director, HCPF  
Tracy Johnson, Medicaid Director, HCPF  
Tom Massey, Policy, Communications, and Administration Office Director, HCPF  
Bonnie Silva, Community Living Office Director, HCPF  
Parrish Steinbrecher, Health Information Office Director, HCPF  
Anne Saumur, Cost Control and Quality Improvement Office Director, HCPF  
Rachel Reiter, External Relations Division Director, HCPF







**COLORADO**  
Department of Health Care  
Policy & Financing

Department of Health Care Policy & Financing  
1570 Grant Street  
Denver, CO 80203

January 15, 2021

The Honorable Rhonda Fields, Chair  
Senate Health and Human Services Committee  
200 E. Colfax Avenue  
Denver, CO 80203

Dear Senator Fields:

Enclosed, please find the Department of Health Care Policy and Financing's legislative report, Hospital Expenditure Report.

*Section 25.5-4-402.8, C.R.S. requires the Department, on or before January 15, 2020, and on or before January 15 each year thereafter, the state department shall submit the annual hospital expenditure report to: the public health care and human services committee of the house of representatives, or any successor committee; the health and human services committee of the senate, or any successor committee; the joint budget committee of the general assembly; the governor; and the state board.*

*In addition, Section 25.5-1-703, C.R.S., enacted with the adoption of HB 19-1320, requires the Department to include a summary of the hospital community benefit implementation reports submitted by hospitals to the Department.*

This report details the activities the Department has undertaken to implement HBs 19- 1001 and 19-1320 to date.

In addition to providing these reports as directed through legislation, the Department is analyzing the rise in Colorado hospital prices, costs, and profits in the state and its impact on the cost of health care coverage for consumers and businesses. The Department is undertaking this analysis as directed by the General Assembly. In the coming months, the Department will publish additional reports and analytical tools examining this topic. The additional reporting and tools will be posted on the Department's website at [Colorado.gov/pacific/hcpf/hospital-reports-hub](http://Colorado.gov/pacific/hcpf/hospital-reports-hub).



If you require further information or have additional questions, please contact the Department's Legislative Liaison, Jo Donlin at [Jo.Donlin@state.co.us](mailto:Jo.Donlin@state.co.us) or 720-610-7795.

Sincerely,



Kim Bimestefer  
Executive Director

KB/ND

Enclosure(s): Health Care Policy & Financing 2021 Hospital Expenditure Report

Cc: Senator Joann Ginal, Vice Chair, Health and Human Services Committee  
Senator Sonya Jaquez Lewis, Health and Human Services Committee  
Senator Janet Buckner, Health and Human Services Committee  
Senator Jim Smallwood, Health and Human Services Committee  
Senator Barbara Kirkmeyer, Health and Human Services Committee  
Senator Cleave Simpson, Health and Human Services Committee  
Legislative Council Library  
State Library  
John Bartholomew, Finance Office Director, HCPF  
Tracy Johnson, Medicaid Director, HCPF  
Tom Massey, Policy, Communications, and Administration Office Director, HCPF  
Bonnie Silva, Community Living Office Director, HCPF  
Parrish Steinbrecher, Health Information Office Director, HCPF  
Anne Saumur, Cost Control and Quality Improvement Office Director, HCPF  
Rachel Reiter, External Relations Division Director, HCPF





**COLORADO**  
Department of Health Care  
Policy & Financing

Department of Health Care Policy & Financing  
1570 Grant Street  
Denver, CO 80203

January 15, 2021

Amanda Moorer, President  
1570 Grant Street  
Denver, CO 80211

Dear Ms. Moorer:

Enclosed, please find the Department of Health Care Policy and Financing's legislative report, Hospital Expenditure Report.

*Section 25.5-4-402.8, C.R.S. requires the Department, on or before January 15, 2020, and on or before January 15 each year thereafter, the state department shall submit the annual hospital expenditure report to: the public health care and human services committee of the house of representatives, or any successor committee; the health and human services committee of the senate, or any successor committee; the joint budget committee of the general assembly; the governor; and the state board.*

*In addition, Section 25.5-1-703, C.R.S., enacted with the adoption of HB 19-1320, requires the Department to include a summary of the hospital community benefit implementation reports submitted by hospitals to the Department.*

This report details the activities the Department has undertaken to implement HBs 19- 1001 and 19-1320 to date.

In addition to providing these reports as directed through legislation, the Department is analyzing the rise in Colorado hospital prices, costs, and profits in the state and its impact on the cost of health care coverage for consumers and businesses. The Department is undertaking this analysis as directed by the General Assembly. In the coming months, the Department will publish additional reports and analytical tools examining this topic. The additional reporting and tools will be posted on the Department's website at [Colorado.gov/pacific/hcpf/hospital-reports-hub](http://Colorado.gov/pacific/hcpf/hospital-reports-hub).



If you require further information or have additional questions, please contact the Department's Legislative Liaison, Jo Donlin at [Jo.Donlin@state.co.us](mailto:Jo.Donlin@state.co.us) or 720-610-7795.

Sincerely,



Kim Bimestefer  
Executive Director

KB/ND

Enclosure(s): Health Care Policy & Financing 2021 Hospital Expenditure Report

Cc: David Pump, Vice-President, Medical Services Board  
Christy Blakely, Medical Services Board  
Martha Cecile Fraley, Medical Services Board  
Patricia Lynn Givens, Medical Services Board  
Simon Hambidge, Medical Services Board  
Bregitta Hughes, Medical Services Board  
Jessica Hughes, Medical Services Board  
Charolette Lippolis, Medical Services Board  
An Nguyen, Medical Services Board  
Donna M. Roberts, Medical Services Board  
Legislative Council Library  
State Library  
John Bartholomew, Finance Office Director, HCPF  
Tracy Johnson, Medicaid Director, HCPF  
Tom Massey, Policy, Communications, and Administration Office Director, HCPF  
Bonnie Silva, Community Living Office Director, HCPF  
Parrish Steinbrecher, Health Information Office Director, HCPF  
Anne Saumur, Cost Control and Quality Improvement Office Director, HCPF  
Rachel Reiter, External Relations Division Director, HCPF



# Hospital Expenditure Report & Hospital Community Benefit Accountability

---

*Annual Report*

**January 15, 2021**



**COLORADO**  
Department of Health Care  
Policy & Financing

# Contents

- I. Overview
- II. Hospital Expenditure Report
  - Executive Summary
  - Annual Report
- III. Hospital Community Benefit Accountability Annual Report
  - Executive Summary
  - Annual Report
- IV. Hospital Expenditure Report Detailed Dataset by Hospital



## I. Overview

The purpose of the Hospital Expenditure Report is to fulfill the directive in House Bill (HB) 19-1001 to “annually prepare a written hospital expenditure report detailing uncompensated hospital costs and the different categories of expenditures”.<sup>1</sup> To serve this directive, this report provides data summaries and analysis of Colorado hospitals that have submitted financial and utilization data to the Department of Health Care Policy and Financing (the Department).

HB 19-1320 requires nonprofit tax-exempt general hospitals, Denver Health Medical Center and University of Colorado Hospital to complete a community health needs assessment every three years and an annual community benefit implementation plan every year. Critical access hospitals are not required to participate, but are encouraged to do so. Each reporting hospital is required to convene a public meeting at least once per year to seek feedback on the hospital’s community benefit activities and implementation plans. These hospitals are required to submit a report each July 1 to the Department that includes, but is not limited to the following:

- Information on the public meeting held within the last year.
- The most recent Community Health Needs Assessment.
- The most recent Community Benefit Implementation Plan.
- The most recent submitted Internal Revenue Service (IRS) form 990 including Schedule H.
- A description of investments included in Schedule H.
- Expenses included on form 990.

### A. Legislative Background

Under [§ 25.5-4-402.8, C.R.S.](#), the Department shall annually prepare a written hospital expenditure report detailing the uncompensated hospital costs and the different categories of expenditures made by hospitals in the state. The Department shall consult with the Colorado Healthcare Affordability and Sustainability Enterprise Board (CHASE Board) in the development of the report.

---

<sup>1</sup> Hospital Transparency Measures to Analyze Efficacy, HB19-1001. 2019 Regular Session. (2019). Available from [www.leg.colorado.gov/bills/hb19-1001](http://www.leg.colorado.gov/bills/hb19-1001).



In compiling the Hospital Expenditure Report, the Department shall use publicly available data sources whenever possible. Each hospital in the state shall make information available to the Department for the compilation of the data set for and the completion of the Hospital Expenditure Report.

Under [§ 25.5-1-700, C.R.S.](#), the Department is required to submit a report that includes a summary of the reports submitted from reporting hospitals that includes the following.

1. The amount that each reporting hospital invested in:
  - a. Free or reduced-cost health care services addressing community identified health needs.
  - b. Programs addressing health behaviors or risks.
  - c. Programs addressing social determinants of health.
  - d. All services and programs addressing community identified health needs.
2. A summary of the reporting hospitals' investments that have been effective in improving community health outcomes.
3. Any legislative recommendations the Department has for the General Assembly.

Additionally, under § 25.5-1-700, C.R.S., the Department is instructed to provide the summary of those reports within the report authorized under § 25.5-4-402.8, C.R.S., the Hospital Expenditure Report.

In April 2019, Gov. Jared Polis released the [“Polis-Primavera Roadmap to Saving Coloradans Money on Health Care”](#). The roadmap outlines the Polis administration's plan to lower health care costs. Since the roadmap's publication, many cost control efforts have been achieved, including the passage of legislation that provides hospital transparency or improves health care affordability. These two pieces of legislation are part of those affordability efforts. It is impossible to understand what is driving health care costs in the state if we do not have access to timely data for analysis. With data required through this legislation, analysis can begin to get to the root cause of increasing costs. Ultimately, we hope to identify savings within the costliest components of





health care and work with hospitals to become more cost-efficient and accountable for costs.





## COLORADO

Department of Health Care  
Policy & Financing

1570 Grant Street  
Denver, CO 80203

# Executive Summary

---

## *II. Hospital Expenditure Report*

This annual report is prepared by the Department of Health Care Policy & Financing (the Department) pursuant to Section 25.5-4-402.8, C.R.S.. Since the passage of House Bill (HB) 19-1001 in 2019, the Department has worked with Colorado hospitals to compile a dataset of hospital financial and utilization metrics to present a full picture of the hospital industry in Colorado. The Hospital Expenditure Report represents the compilation of historic dataset to date and includes some basic analysis of the dataset.

For the completion of the report, the bill requires hospitals to submit three forms of financial and utilization information: Medicare Cost Reports, audited financial statements and the completion of a data submission template. The Department believes hospitals have made a good-faith effort to satisfy the bill requirements, although some hospitals did not make a statement and/or submit data.

The Hospital Expenditure Report presents aggregated information on Colorado hospitals, with hospital-specific information in **Hospital Expenditure Report Detailed Dataset by Hospital** in this report.

## Key Findings

- Overall, net patient revenue increased by 35.8% from 2014 to 2019, or \$4.3 billion, averaging 6.3% growth per year. From 2018 to 2019 net patient revenue increased by 2.3% or \$368 million.
- While hospitals with more than 91 beds had the largest increase in net patient revenue in dollars, it increased the lowest in terms of percent change (34.2%). Over the period, net patient revenue for hospitals with between 26 and 90 beds increased the most with 50.3% percent change. Net patient revenue for the hospitals with 25 or fewer beds increased by 47.6%.
- While uncompensated care charges decreased after the expansion of health care coverage following the implementation of the Affordable Care Act (ACA), there was an uptick in 2019. Between 2018 and 2019, charity care charges increased by 25.7% or \$189.6 million. Bad debt charges increased by 12.4% or \$81.3 million. From 2014 to 2019, charity care decreased by 9.9%. Bad debt has increased over the period by 7.4%.
- Uncompensated care charges did not decrease to the same extent for all hospital peer groups. Hospitals with 25 or fewer beds saw the largest decline in uncompensated care (8.6%). Hospitals with more than 91 beds decreased by 3.4%. Hospital with 26 to 90 beds saw an increase in uncompensated care charges by 7.7%.



- ✓ The decline in uncompensated care was driven by a decline in charity care. Charity care declined 9.9% between 2014 and 2019, while bad debt increased 7.4%.
- ✓ Hospitals with 25 or fewer beds, unlike their counterparts, saw a decrease in bad debt of \$633,000 from 2014 to 2019, or 2.0%. Between 2018 and 2019, uncompensated care for the large peer group increased by 19.7% or \$251.4 million; the medium peer group increased by 27.7% or \$19.8 million; and the small peer group decreased by 0.7% or \$299.3 thousand.
- In 2019, there was \$452.4 million in total uncompensated care costs with charity care making up \$247.7 million, or 54.6%, and bad debt costs making up \$206.3 million, or 45.4%.
- Self-pay was the largest portion of uncompensated costs in 2019 with \$242.7 million, or 53.6%, and it was the largest in both components of charity care and bad debt: \$131.3 million and \$111.4 million, respectively.
- Total operating expenses increased on average \$736.0 million per year or 5.6%. Between 2018 and 2019 total operating expense increased by 2.7% or \$409.4 million.
- Patient expenses make up 66.8% of operating expenses with 57.0% for patient services and 9.8% for other patient related expenses.
- When added on to operating expenses, uncompensated care costs represent 2.6% of operating expenses.
- Hospital expenses can be for both inpatient services and outpatient services. Small hospitals reported that more of their expenses are for outpatient services (68.1%).
- In 2019, more people were insured through public programs (60.3% Medicaid/Medicare payer mix) than in 2014 (55.2%).



# Hospital Expenditure Report

---

*Annual Report*

January 15, 2021



**COLORADO**  
Department of Health Care  
Policy & Financing

**Contents**

- I. Overview ..... 3**
  - A. Legislative Background .....3
  - B. Background to this Report.....3
  - C. Methodology and Limitations .....4
- II. Financial Analysis ..... 6**
  - A. Net Patient Revenue in Total .....6
  - B. Net Patient Revenue by Payer Type .....9
  - C. Uncompensated Care Charges in Total ..... 11
  - D. Uncompensated Care Costs by Payer Type ..... 15
  - E. Operating Expenses ..... 19
  - F. Payer Mix..... 32
- III. Conclusion..... 34**
- IV. Map & Definitions ..... 37**

## I. Overview

The purpose of the Hospital Expenditure Report is to fulfill the directive in House Bill (HB) 19-1001 to “annually prepare a written hospital expenditure report detailing uncompensated hospital costs and the different categories of expenditures”.<sup>1</sup> To serve this directive, this report provides data summaries and analysis of Colorado hospitals that have submitted financial and utilization data to the Department of Health Care Policy & Financing.

Also included in this report is a map of Colorado hospitals as well as the Department of Regulatory Agencies’ Division of Insurance (DOI) regions. A list of definitions is available as well.

### A. Legislative Background

Under § 25.5-4-402.8, C.R.S., the Department shall annually prepare a written hospital expenditure report detailing the uncompensated hospital costs and the different categories of expenditures made by hospitals in the state. The Department shall consult with the Colorado Healthcare Affordability and Sustainability Enterprise Board (CHASE Board) in the development of the report. In compiling the Hospital Expenditure Report, the Department shall use publicly available data sources whenever possible. Each hospital in the state shall make information available to the Department for the compilation of the data set for and the completion of the Hospital Expenditure Report.

### B. Background to this Report

HB 19-1001 requires hospitals make a good-faith effort to submit Medicare Cost Reports and audited financial statements and other utilization and financial data. The Department began gathering Audited Financial Statements and the Department-provided template of financial and utilization metrics in mid-2020. The Center for Medicare and Medicaid Services granted providers with fiscal years (FY) ending on Dec. 31 extensions for the submission for FY 2019 Medicare Cost Reports. In turn

---

<sup>1</sup> Hospital Transparency Measures to Analyze Efficacy, HB19-1001. 2019 Regular Session. (2019). Available from [www.leg.colorado.gov/bills/hb19-1001](http://www.leg.colorado.gov/bills/hb19-1001).



the Department chose not to request Medicare Cost Reports at the time of Audited Financial Statements.

Data submitted represent most Colorado hospitals. For 2019, hospital submissions account for 98.6% of all licensed hospital beds. The **Hospital Expenditure Report Detailed Dataset by Hospital** displays the status of hospital data submissions and data for all hospital data submissions for 2014 through 2019 with notes when applicable.

### C. Methodology and Limitations

The data within this report represents the cumulation of both historic and current financial and utilization data reported to the Department. After consultation with the CHASE Board and the Colorado Hospital Association (CHA), the Department developed rules to help with the administrative task of the data collection process. The Department collected data from general hospitals and critical access hospitals. Given the rules developed for the Hospital Expenditure Report, data from psychiatric, long term care and rehabilitation hospitals was not requested. For the historical data submission process, hospitals had the option to submit reports from the CHA's DATABANK Program<sup>2</sup> or to complete the Department's Acquisition, Financial and Utilization Reporting Tool. Most health systems or hospitals submitted a DATABANK report. For the current data submission process, hospitals only utilized the Department's reporting tool.

The Department presents the data by peer grouping based on the number of licensed beds. The three hospital peer groups are as follow: small with 25 or fewer beds, medium with 26 to 90 beds and large with 91 or more beds. The Department also presents the data by the Department of Regulatory Agencies' DOI geographic regional rating areas.

The **Hospital Expenditure Report Detailed Dataset by Hospital** is a representation of the dataset compilation, with both the historic data submissions and the current data submissions. As discussed in the previous

---

<sup>2</sup> CHA DATABANK is an online program available to Colorado Hospital Association members and serves as a centralized location for the collection of hospital utilization and financial data.



section, not all hospitals submitted data. While all Colorado hospitals are listed in these tables, blank fields indicate hospitals that did not submit data for that year. In some cases, the hospital was not open at that time.

There are limitations in the dataset, including the following:

- Historic dataset does not have bad debt and charity care by payer type. Because of this limitation, uncompensated care and net patient revenue are not available by payer type for the dataset.
- Historic dataset is not fully complete:
  - Some hospitals did not report for all years that the hospital was open. For example, if a hospital was acquired by a health system, the health system submission only included data for the years that hospital was part of a health system.
  - Reported data is not complete for all years and/or for all categories even if a hospital has reported some data. This report looks at 2014 through 2018 because this was the most complete section of data collected.

To address the limitations of the dataset, the Department is analyzing trends for the most comprehensive period of the dataset (2014 through 2019). The aggregate and hospital peer group analysis within the report includes hospitals that submitted data for all years. This analytical approach is referred to as a same-store analysis.

- For the trend analyses, of the 77 hospitals open for the period, 57 hospitals are part of the same-store analysis within the body of the report, representing 93.8% of licensed beds.
- For the 2019 analyses, of the 84 hospitals open, 77 hospitals are part of the analysis within the body of the report, representing 98.6% of licensed beds.

Other limitations include the analysis of hospital volume or the number of hospital patients. There is a challenge in using a volume metric when



hospitals have different volume metrics for inpatient services, like discharges or patient days, and outpatient services like outpatient visits. Currently, the Department is not including an analysis that adjusts to a “per patient” or “per bed” basis. The Department has provided two volume metrics within the **Hospital Expenditure Report Detailed Dataset by Hospital**: discharges and outpatient visits.

### 1. A Note on Submissions

For the completion of the report, the bill requires hospitals to submit three forms of financial and utilizations information: Medicare Cost Reports, audited financial statements and the completion of a data submission template. The Department believes hospitals have made a good-faith effort to satisfy the bill requirements, although some hospitals did not make a statement and/or data submission. The hospitals that did not make a data submission and are not included within the analysis of this report:

- Haxtun Hospital District
- Kit Carson County Health Service District
- The Memorial Regional Health
- Middle Park Medical Center
- Yuma District Hospital

The Department will continue to work with hospitals to gather missing data points where possible and improve upon the report.

The Hospital Expenditure Report presents aggregated information on Colorado hospitals, with hospital-specific information in the **Hospital Expenditure Report Detailed Dataset by Hospital** of this report.

## II. Financial Analysis

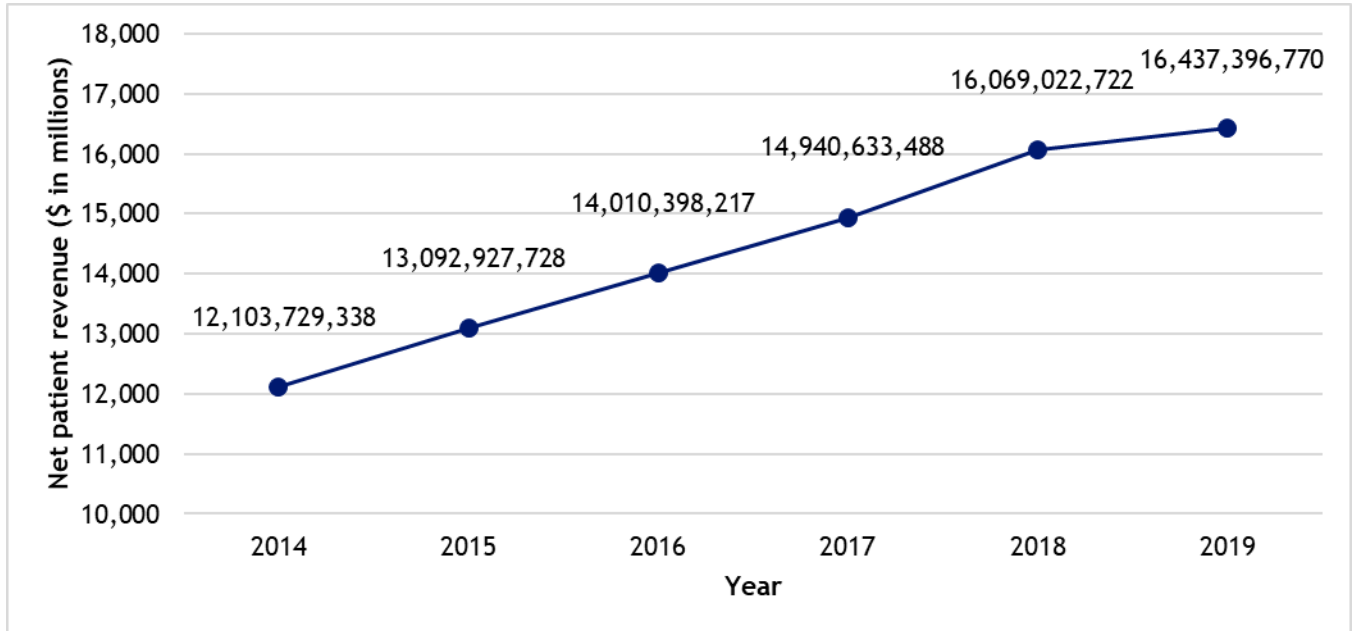
### A. Net Patient Revenue in Total

Net patient revenue approximates the payments a hospital receives for patient services. Net patient revenue is calculated by totaling all charges the hospital billed to patients, subtracting the total of all contractual

allowances for each major payer, such as Medicare, Medicaid, commercial, etc., then subtracting uncompensated care.



**Graph 1: Total Net Patient Revenue**



The above graph (**Graph 1**) presents net patient revenue in total for each year in the period. From 2014 to 2019, net patient revenue grew by 35.8% or approximately \$4.3 billion. Net patient revenue grew by an average of 6.3% a year.

In the analysis that follows (**Table 1**), the Department reports the breakdown of net patient revenue by hospital peer groups, which groups hospitals by the number of licensed beds. The three (3) groups are small: 25 beds or fewer, medium: 26 to 90 beds, and large: 91 beds and more.

**Table 1: Net Patient Revenue by Hospital Peer Groups (in millions)**

Peer Group	2014	2015	2016	2017	2018	2019
Large	\$10,815.8	\$11,657.3	\$12,432.9	\$13,259.4	\$14,222.1	\$14,512.7
Medium	\$884.9	\$991.1	\$1,111.3	\$1,188.3	\$1,299.0	\$1,329.9
Small	\$403.0	\$444.5	\$466.2	\$492.9	\$547.9	\$594.8
Total	\$12,103.7	\$13,092.9	\$14,010.4	\$14,940.6	\$16,069.0	\$16,437.4

Each hospital peer group had growth for net patient revenue from 2014 to 2019. Overall, net patient revenue increased by \$4.3 billion, as stated above. The large peer group primarily made up the bulk of the overall increase with \$3.6 billion whereas the medium and small peer groups increased by \$445.0 million and \$191.8 million, respectively.

**Table 2: Net Patient Revenue Percent Change by Hospital Peer Groups**

Peer Group	Net Patient Revenue % Change (2014- 2019)
Large	34.2%
Medium	50.3%
Small	47.6%
Total	35.8%

In Table 2 above, the percent change of net patient revenue for each hospital peer group is displayed. While the large peer group had the largest dollar amount, it increased the lowest in terms of percent change (34.2%). The medium peer group increased the most with 50.3% percent change and the small peer group increased by 47.6% percent change over the period. Overall, net patient revenue increased by 35.8% from 2014 to 2019.

**B. Net Patient Revenue by Payer Type**

Net patient revenue by payer type approximates the payments a hospital receives for a particular payer type. For the analysis of this section all numbers are representative of all hospitals that reported for FY 2019. Due to this, one may see discrepancies between the trended analysis above. In addition to the peer groups for FY 2019 statewide totals are presented by payer type for the DOI regions.

**Table 3: 2019 Net Patient Revenue by Payer Type (in millions)**

Major Payer Type	Net Patient Revenue
Medicare	\$ 4,574.8
Medicaid	\$ 2,633.4
Commercial	\$ 9,677.0
Self-Pay	\$ 145.8
Colorado Indigent Care Program (CICP)/Other	\$ 536.6
Total	\$ 17,567.6

In Table 3, totals for net patient revenue by payer type is represented in millions. In 2019, total net patient revenue was \$ 17.3 billion. The commercial payer category made up approximately half (55.1%) of total net patient revenue with \$9.6 billion. The next largest payer category was Medicare, which roughly 26.0% of total net patient revenue with \$4.5 billion. Medicaid net patient revenue was \$2.6 billion, or 15.0% of total. The two remaining categories make up a little under 5% with CICP/Other

net patient revenue totaling \$536.6 million and self-pay totaling \$145.8 million, or 3.1% and 0.8%, respectively.

**Table 4: 2019 Net Patient Revenue by Payer Type by Hospital Peer Group (in millions)**

Payer Type	Large	Medium	Small
Medicare	\$ 3,746.6	\$ 501.5	\$ 326.7
Medicaid	\$ 2,278.5	\$ 209.9	\$ 144.9
Commercial	\$ 8,149.7	\$ 1,122.4	\$ 404.9
Self-Pay	\$ 87.4	\$ 31.7	\$ 26.6
CICP/Other	\$ 472.7	\$ 35.6	\$ 28.4
Total	\$ 14,735.0	\$ 1,901.1	\$ 931.5

In **Table 4**, 2019 net patient revenue by payer type is broken down by hospital peer groups. For the large peer group, net patient revenue came to a total of \$14.7 billion, which was approximately 83.9% of total net patient revenue. The commercial payer category makes up approximately half (55.3%) of the large peer group’s total with \$8.1 billion. For the medium peer group, a total net patient revenue came to \$1.9 billion, 10.8% of the total net patient revenue for 2019. The split of net patient revenue by payer category was fairly similar for the large and the medium peer groups; the medium peer group was approximately half commercial payer category with \$1.1 billion, 59.0% and Medicare with \$501.5 million, or 26.4%. For the small peer group, the total net patient revenue came to \$931.5 million, which was approximately 5.3% of total net patient revenue for 2019. While commercial net patient revenue is the largest portion of the small peer group’s total net patient revenue with \$404.9 million, or 43.5%; the Medicare category, \$326.7 million or 35.1%, made up a larger portion of the small peer groups net patient revenue compared to the large and medium peer groups, 25.4% and 26.4%, respectively.



**Table 5: 2019 Net Patient Revenue by Payer by DOI region (in millions)**

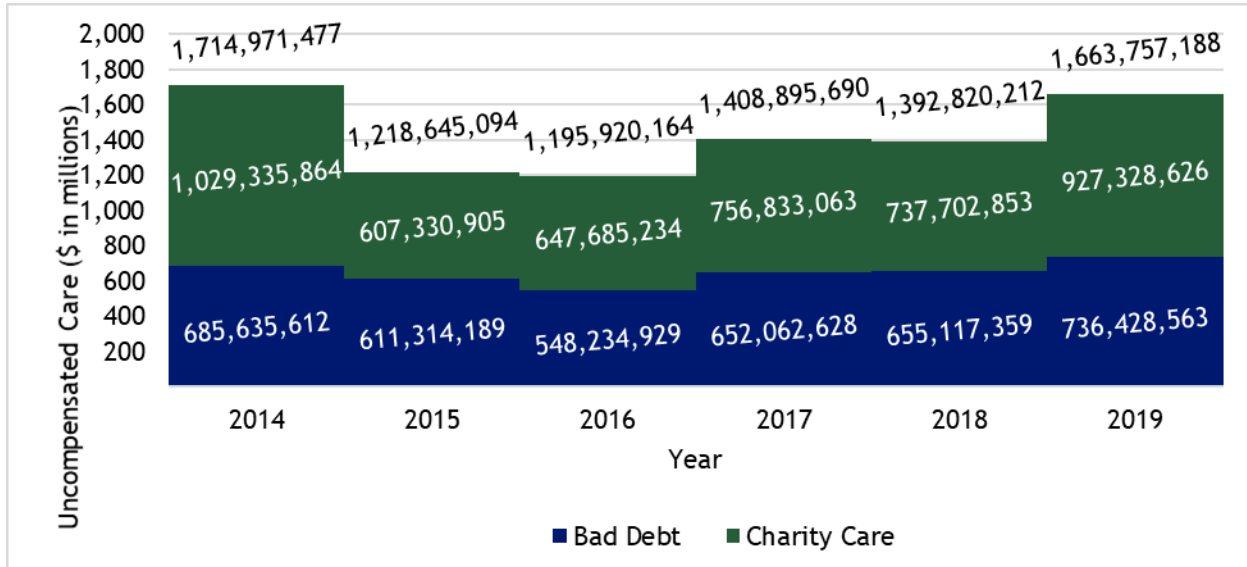
Payer Type	Medicare	Medicaid	Commercial	Self-pay	CICP/ Other	Total
Boulder	\$ 288.4	\$ 76.8	\$ 535.8	\$ 19.1	\$ 17.9	\$ 937.9
Colorado Springs	\$ 511.1	\$ 254.0	\$ 879.0	\$ 25.5	\$ 97.4	\$ 1,767.1
Denver	\$ 2,248.1	\$ 1,658.3	\$ 5,589.7	\$ 1.0	\$ 300.1	\$ 9,797.2
East	\$ 222.8	\$ 136.1	\$ 214.9	\$ 18.5	\$ 28.9	\$ 621.1
Ft. Collins	\$ 403.2	\$ 158.1	\$ 877.3	\$ 16.0	\$ 28.0	\$ 1,482.6
Grand Junction	\$ 204.0	\$ 61.4	\$ 291.2	\$ 6.5	\$ 79.2	\$ 642.3
Greeley	\$ 123.3	\$ 85.6	\$ 228.5	\$ 15.0	\$ 47.4	\$ 461.8
Pueblo	\$ 201.2	\$ 67.2	\$ 190.6	\$ 11.2	-\$ 4.1	\$ 466.2
West	\$ 372.7	\$ 135.9	\$ 870.1	\$ 32.9	-\$ 20.2	\$ 1,391.4
Total	\$ 4,574.8	\$ 2,316.6	\$ 9,677.6	\$ 145.8	\$ 604.4	\$ 17,318.6

In **Table 5**, 2019 net patient revenue by payer type is broken down by the nine DOI regions. The Denver region made up total net patient revenue with \$9.7 billion, or 55.8% of total net patient revenue. Overall, the Denver region made up most of the net patient revenue in each of the payer categories, except for the self-pay category, which was more evenly distributed across all regions, with the highest being in the West region with \$32.9 million, or 22.6%. In the majority of regions, commercial net patient revenue made up the highest proportion of total net patient revenue; on average, the percentage of total net patient each region had for commercial is 50.7%. Medicare was the second largest in terms of net patient revenue for each DOI region; when averaged Medicare net patient revenue approximated 30.5% for all regions.

### C. Uncompensated Care Charges in Total

Uncompensated care is the total amount of care a hospital provides that does not expect to, or will not, receive compensation for providing the service. There are two main components that make up uncompensated care, bad debt and charity care, both are expressed within this report in terms of charges written-off.

**Graph 2: Uncompensated Care Charges by Type**



The data in **Graph 2** shows total uncompensated care has declined since 2014, but that there was a noticeable uptick from 2018 to 2019, that brought total uncompensated care almost to 2014 levels. This graph indicates charity care is where the most variation takes place, with a range of \$422.0 million over the period. From 2014 to 2019, charity care decreased by 9.9%, or \$102.0 million. Bad debt has had less variation over the period with a range of \$188.2 million. Bad debt has increased over the period, with an uptick in 2019, saw an increase over the period of 7.4% or \$50.8 million.

**Table 6: Uncompensated Care Charges by Hospital Peer Groups (in millions)**

Peer Group	2014	2015	2016	2017	2018	2019
Large	\$1,582.1	\$1,120.0	\$1,092.8	\$1,273.3	\$1,277.1	\$1,528.4
Medium	\$84.6	\$61.7	\$64.4	\$89.8	\$71.3	\$91.1
Small	\$48.2	\$36.9	\$38.8	\$45.8	\$44.4	\$44.1
<b>Total</b>	<b>\$1,715.0</b>	<b>\$1,218.6</b>	<b>\$1,195.9</b>	<b>\$1,408.9</b>	<b>\$1,392.8</b>	<b>\$1,663.8</b>

**Table 7: Uncompensated Care Charges Percent Change by Hospital Peer Groups**

Peer Group	Uncompensated Care Charges % Change (2014 -2019)
Large	-3.4%
Medium	7.7%
Small	-8.6%
<b>Total</b>	<b>-3.0%</b>

In the table above (**Table 6**) uncompensated care is broken down by the hospital peer groups, with whole dollar amounts for each year and hospital peer group and in total presented. **Table 7** shows uncompensated growth care from 2014 to 2019 for each of the hospital peer groups. The majority of uncompensated care can be found in the large peer group, \$1.5 billion of the total \$1.6 billion in 2019. Overall, uncompensated care for the large peer group decreased by 3.8% from 2014 to 2019. The small peer groups decreased overall but less than the large peer group, by 1.3%. The Medium peer group increased in uncompensated care costs by \$13.2 million, or 7.7%. Uncompensated care decreased by 3.8% over the same period.

## 2. Charity Care Charges

One main component of uncompensated care is charity care. It is defined as health services for which hospitals do not expect to receive, in full or in part, payment because the hospital had determined, with the assistance of the patient, the patient’s inability to pay.<sup>3</sup>

**Table 8: Charity Care Charges by Hospital Peer Group**

Peer Group	2014	2015	2016	2017	2018	2019
Large	\$980.7	\$573.2	\$615.9	\$712.8	\$703.3	\$882.9
Medium	\$32.7	\$24.2	\$24.8	\$33.0	\$23.7	\$32.0
Small	\$16.0	\$9.9	\$7.0	\$11.0	\$10.6	\$12.5
Total	\$1,029.3	\$607.3	\$647.7	\$756.8	\$737.7	\$927.3

**Table 9: Charity Care Charges Percent Change by Hospital Peer Group**

Peer Group	Charity Care Charges % Change (2014 -2019)
Large	-10.0%
Medium	-2.3%
Small	-22.0%
Total	-9.9%

The data in **Table 8** shows how charity care was distributed amongst the hospital peer groups and in total. **Table 9** shows the

<sup>3</sup> Definition of Uncompensated Care. Retrieved from <https://www.aha.org/system/files/2019-01/uncompensated-care-fact-sheet-jan-2019.pdf>.



percent change for each hospital peer group. Overall, charity care decreased by \$102.0 million, or as mentioned above, 9.9% from 2014 to 2019. The large peer group composed most of the overall decrease with a reduction of \$97.8 million over the period, or a decrease 10.0%. The medium and small peer groups by roughly \$0.7 million and \$3.5 million, respectively. The medium peer groups decreased by 2.3% and the small peer group decreased by 22.0%.

### 3. Bad Debt Charges

The other portion of uncompensated care is bad debt. Bad debt is a record of lost revenue for health services for which a hospital determined the patient had a financial responsibility to pay, but that patient did not pay.<sup>10</sup> This is in contrast to charity care, in which hospitals have determined before the billing process begins that partial or full non-payments would occur for patients.

**Table 10: Bad Debt Charges by Hospital Peer Group (in millions)**

Peer Group	2014	2015	2016	2017	2018	2019
Large	\$601.5	\$546.8	\$476.9	\$560.5	\$573.7	\$645.6
Medium	\$51.9	\$37.5	\$39.5	\$56.8	\$47.6	\$59.2
Small	\$32.2	\$27.0	\$31.8	\$34.8	\$33.8	\$31.6
Total	\$685.6	\$611.3	\$548.2	\$652.1	\$655.1	\$736.4

**Table 11: Bad Debt Charges Percent Change by Hospital Peer Group**

Peer Group	Bad Debt Charges % Change (2014 -2019)
Large	7.3%
Medium	13.9%
Small	-2.0%
Grand Total	7.4%

In **Table 10**, bad debt is displayed in total by year and by each of the hospital peer groups. In **Table 11**, the percent change for each category in **Table 10** is presented. On the aggregate level, bad debt increased by \$50.7 million between 2014 and 2019, or 7.4%. Like charity care the large peer group made up the bulk of the decrease in overall bad debt for the period. Bad debt for the

large peer group increased by \$44.2 million, or 7.3%. The medium peer group saw an increase in bad debt of \$7.2 million, or 13.9%, while the small peer group, saw a decrease in bad debt over the period of \$633.1 thousand, or 2.0%.

#### D. Uncompensated Care Costs by Payer Type

Uncompensated care costs are calculated by adding charity care and bad debt charges together and multiplying by a cost-to-charge ratio. Each individual hospital has a cost-to-charge ratio and it is calculated by total expenses (exclusive of bad debt) and dividing that figure by the sum of total charges and other operating revenue. The table below represents uncompensated care costs by payer types.

**Table 12: 2019 Uncompensated Care Costs by Payer Type (in millions)**

Major Payer	Bad Debt Costs	Charity Care Costs	Uncompensated Care Costs
Medicare	\$ 19.3	\$ 5.2	\$ 24.5
Medicaid	\$ 4.1	\$ 6.6	\$ 10.6
Commercial	\$ 60.7	\$ 14.5	\$ 75.1
Self-pay	\$ 111.4	\$ 131.3	\$ 242.7
CICP/ Other	\$ 9.2	\$ 90.2	\$ 99.4
Total	\$ 204.7	\$ 247.7	\$ 452.4

In **Table 12**, uncompensated care costs are represented in total and for bad debt and charity care by payer type. In 2019, uncompensated care costs totaled \$452.4 million, and was primarily made up of the self-pay category with \$242.7 million, or 53.6%. The second highest payer type to contribute to uncompensated care costs was the CICP/other payer type with \$99.4 million in uncompensated care costs. The lowest proportion of uncompensated care costs came from the Medicaid payer type category with \$10.7 million in compensated care costs, or 2.4%.

Charity care costs came to a total of \$247.7 million, which is approximately 53.6% of total uncompensated care. The self-pay payer category made up most of charity care in 2019, 53.0% of the costs, or \$131.3 million. The second largest category for charity care uncompensated care costs was the CICP/Other category, which was \$90.2 million, or 36.4% of total uncompensated care costs.

Bad debt costs were \$204.7 million, representing approximately 45.2% of total uncompensated care costs. The self-pay category made up approximately half of the costs for bad debt with 54.4%, followed by commercial payers making up 29.6%, or \$ 111.4 million and \$60.7 million, respectively.

### 1. Charity Care Costs

**Table 13: 2019 Charity Care Costs by Payer by Peer Group (in million)**

Payer Type	Large	Medium	Small	Total
Medicare	\$ 3.6	\$ 1.0	\$ 0.5	\$ 5.2
Medicaid	\$ 5.7	\$ 0.8	\$ 0.1	\$ 6.6
Commercial	\$ 8.7	\$ 3.9	\$ 1.9	\$ 14.5
Self-pay	\$ 119.5	\$ 6.4	\$ 5.4	\$ 131.3
CICP/ Other	\$ 71.7	\$ 14.7	\$ 3.9	\$ 90.2
Total	\$ 209.2	\$ 26.8	\$ 11.8	\$ 247.7

In **Table 13**, charity care costs are broken down by hospital peer groups and by major payer types. In 2019, the large peer group made up the majority of charity care costs which totaled \$209.2 million, or 84.5% of the total charity care costs. Self-pay payer made up 57.1% of charity care costs, or \$119.5 million. The medium peer group made up approximately 10.8% of total charity care costs, or \$26.8 million. Unlike the large or the small peer groups, the CICP/Other category made up the majority of charity care costs for the medium peer group with \$14.7 million, or 54.9% of total. The small peer group made up approximately 4.7% of total charity care costs with \$11.8 million. Like the large peer group, the self-pay payer category made up the majority of the small peer group's charity care costs with \$5.4 million. Overall the large peer group made up the majority of charity care costs for each payer type.

**Table 14: 2019 Charity Care Costs by Payer Type by DOI Region (in millions)**

DOI Region	Medicare	Medicaid	Commercial	Self-pay	CICP/ Other	Total
Boulder	\$ 1.5	\$ 0.3	\$ 1.3	\$ 0.8	\$ 4.1	\$ 8.1



DOI Region	Medicare	Medicaid	Commercial	Self-pay	CICP/ Other	Total
Colorado Springs	\$ 0.3	\$ 0.3	\$ 1.5	\$ 3.5	\$ 15.2	\$ 20.7
Denver	\$ 1.4	\$ 4.7	\$ 6.0	\$ 97.5	\$ 46.2	\$ 155.8
East	\$ 0.8	\$ 0.4	\$ 0.4	\$ 2.3	\$ 1.9	\$ 5.8
Ft. Collins	\$ 0.2	\$ 0.1	\$ 1.2	\$ 9.5	\$ 5.9	\$ 16.9
Grand Junction	\$ 0.3	\$ 0.3	\$ 1.8	\$ 5.6	\$ 0.7	\$ 8.8
Greeley	\$ 0.1	\$ 0.0	\$ 0.4	\$ 8.4	\$ 1.5	\$ 10.4
Pueblo	\$ 0.0	\$ 0.0	\$ 0.0	\$ 0.0	\$ 2.8	\$ 2.8
West	\$ 0.6	\$ 0.5	\$ 1.8	\$ 3.7	\$ 11.9	\$ 18.4
Total	\$ 5.2	\$ 6.6	\$ 14.4	\$ 131.3	\$ 90.2	\$ 247.7

In **Table 14**, charity care costs are represented in total for each payer type broken down by DOI regions. In 2019, total charity care costs were \$245.0 million. The majority of charity care costs were in the Denver region with \$155.8 million, or 62.9%. The second largest region in total for charity care costs was the Colorado Springs region with \$20.7 million, or 8.3%. The Denver region was the driver of charity care costs in 2019, making up the largest portion of each payer type except for the Medicare payer, which was slightly more in the Boulder region.

## 2. Bad Debt Costs

**Table 15: 2019 Bad Debt Costs by Payer by Peer Group (in millions)**

Payer Type	Large	Medium	Small	Total
Medicare	\$ 13.0	\$ 4.3	\$ 2.1	\$ 19.3
Medicaid	\$ 2.1	\$ 1.1	\$ 0.9	\$ 4.1
Commercial	\$ 42.1	\$ 11.7	\$ 6.9	\$ 60.7
Self-pay	\$ 84.8	\$ 15.8	\$ 10.7	\$ 111.4
CICP/ Other	\$ 6.2	\$ 0.7	\$ 2.3	\$ 9.2
Total	\$ 148.2	\$ 33.6	\$ 22.9	\$ 204.7

In **Table 15**, bad debt costs are broken down by hospital peer groups and by major payer types. In 2019, the large peer group made up the majority of bad debt costs which totaled \$148.2 million, or 72.4% of the total bad debt costs. Self-pay made up 57.3% of bad debt costs for the large peer group, or \$84.8 million. The second largest payer category was the commercial payer,

with \$42.1 million, or 28.4% of the total large peer group. The medium peer group made up approximately 16.4% of total bad debt costs, or \$33.6 million. Like the large peer groups the self-pay category made up the majority of bad debt costs for the medium peer group with \$15.8 million, or 47.2% of total bad debt costs for the medium peer group. The small peer group made up approximately 11.2% of total bad debt costs with \$22.9 million. Like the large and medium peer group, the self-pay payer category made up the majority of the small peer group's bad debt costs with \$11.3 million. Overall the large peer group made up the majority of bad debt costs for each payer type. The self-pay category made up the majority of total bad debt costs with \$111.4 million, or 54.4%; followed by the Commercial payer group with \$60.7 million, or 29.6%.

**Table 16: 2019 Bad Debt Costs by Payer Type by DOI Region (in millions)**

DOI Region	Medicare	Medicaid	Commercial	Self-Pay	CICP/ Other	Total
Boulder	\$ 1.6	\$ 0.2	\$ 3.3	\$ 2.1	\$ 0.2	\$ 7.4
Colorado Springs	\$ 2.0	\$ 0.8	\$ 4.0	\$ 10.9	\$ 0.8	\$ 18.6
Denver	\$ 7.5	\$ 0.0	\$ 26.8	\$ 61.7	\$ 4.3	\$ 100.2
East	\$ 2.6	\$ 1.4	\$ 5.2	\$ 5.6	\$ 0.6	\$ 15.4
Ft. Collins	\$ 1.0	\$ 0.5	\$ 4.8	\$ 7.0	\$ 0.2	\$ 13.6
Grand Junction	\$ 1.4	\$ 0.1	\$ 3.0	\$ 3.2	\$ 0.6	\$ 8.4
Greeley	\$ 1.0	\$ 0.3	\$ 3.6	\$ 2.2	\$ 0.1	\$ 7.2
Pueblo	\$ 0.5	\$ 0.0	\$ 1.7	\$ 1.8	\$ 0.1	\$ 4.1
West	\$ 1.7	\$ 0.5	\$ 8.3	\$ 16.9	\$ 2.3	\$ 29.7
Total	\$ 19.3	\$ 4.1	\$ 60.7	\$ 111.4	\$ 9.2	\$ 204.7

In **Table 16**, bad debt costs are represented in total for each payer type and broken down by DOI regions. In 2019, total bad debt costs were \$204.7 million. The majority of bad debt costs were in the Denver region with \$100.0 million, or 48.9%. The second largest region in total for bad debt costs was the West region with \$29.7 million, or 14.5%. The Denver region was the driver of bad debt costs in 2019 and made up the largest portion



of each payer type except for the Medicaid payer, which was spread out over several regions, with the largest being the East region with 35.2% of total Medicaid bad debt costs, or \$1.4 million. While they appear as zero in million, both Denver and Pueblo regions reported bad debt Medicaid costs of \$28 thousand and \$18 thousand, respectively.

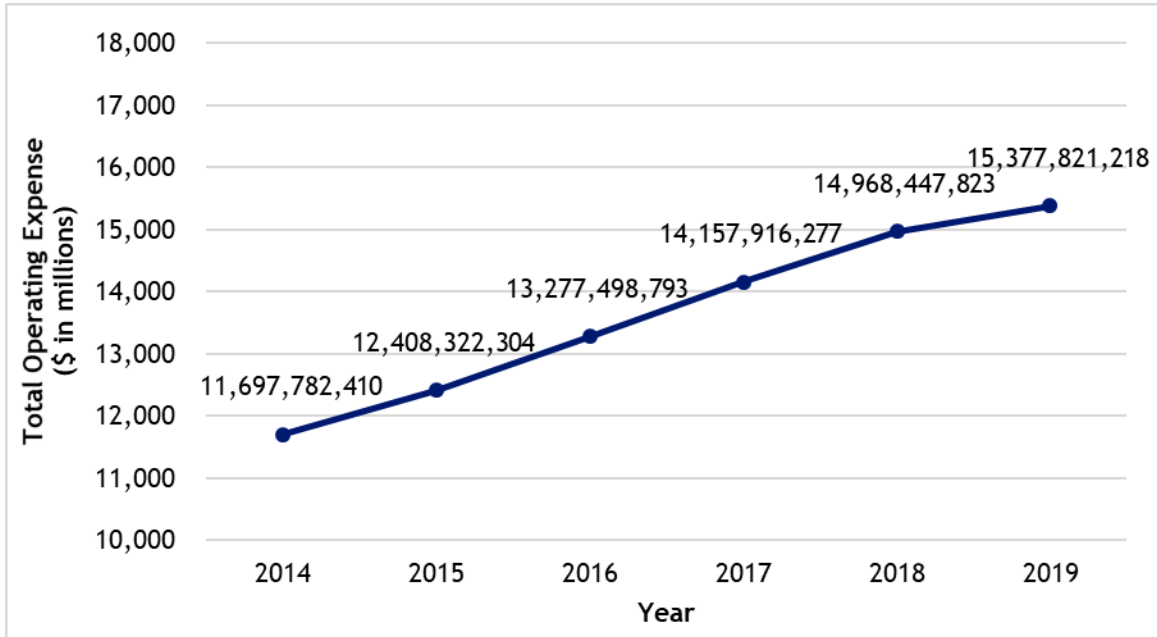
## E. Operating Expenses

Operating expenses for hospitals are the expenses incurred from the normal business operations of running and operating a hospital. For a hospital, some of these expenses could include salaries, rent, management fees, purchase of supplies and utilities. In this section, the Department will break down total operating expenses by expense type and review total operating expense over the period.

### 1. Total Operating Expense Growth

In **Graph 3**, total operating expense for all reporting hospitals is displayed for the period of 2014 to 2019. Between this period, the total operating expenses increased by roughly \$3.7 billion, or 31.5%. This analysis is only looking at hospitals open for the full period of the dataset (from 2014 to 2019) and reported data for all year.

**Graph 3: Total Operating Expense**



Each year, total operating expenses grew between \$409.4 million and \$880.4 million, or between 2.7% and 7.0% percent change, with an average growth of \$736.0 million each year, or 5.6%.

When split up by hospital peer group, total operating expenses growth is greatest for the medium peer group (Tables 17 and 18).

**Table 17: Total Operating Expense by Total and by Hospital Peer Group (in millions)**

Peer Group	2014	2015	2016	2017	2018	2019
Large	\$10,296.1	\$10,874.1	\$11,628.3	\$12,406.9	\$13,091.9	\$13,372.7
Medium	\$978.4	\$1,083.1	\$1,166.5	\$1,235.4	\$1,319.7	\$1,408.6
Small	\$423.3	\$451.1	\$482.7	\$515.6	\$556.8	\$596.5
Total	\$11,697.8	\$12,408.3	\$13,277.5	\$14,157.9	\$14,968.4	\$15,377.8

**Table 18: Total Operating Expense Percent Change by Hospital Peer Group**

Peer Group	Total Operating Expense % Change (2014 -2019)
Large	29.9%
Medium	44.0%
Small	40.9%
Total	31.5%

## 2. Operating Expense Mix

Hospitals submitted around 30 different types of expenses. Expense types ranged from the highest expense category (salaries, benefits, and wages) to small fill-in categories for expenses like bank fees and debt issuance.

To better understand operating expenses, in addition to reporting the total for each expense type, the Department also asked hospitals to allocate expenses into categories: general and administrative, patient and other. Some hospitals did not allocate their expenses to these categories, so an unallocated category is presented as well.

The pie chart in **Graph 4** displays a high-level mix of aggregate operating expenses by type for 2019, showing most Colorado hospital expenses are for patient services. **Table 19** below provides a more detailed breakdown of operating expenses and uses color to indicate how the expenses are included in the operating expense pie chart of **Graph 4**.

Patient expenses (service and other) represent 66.8% of Colorado hospital operating expenses. Patient service expenses make up 57.0% of operating expenses and patient other expenses make up 9.8% of operating expenses.<sup>4</sup>

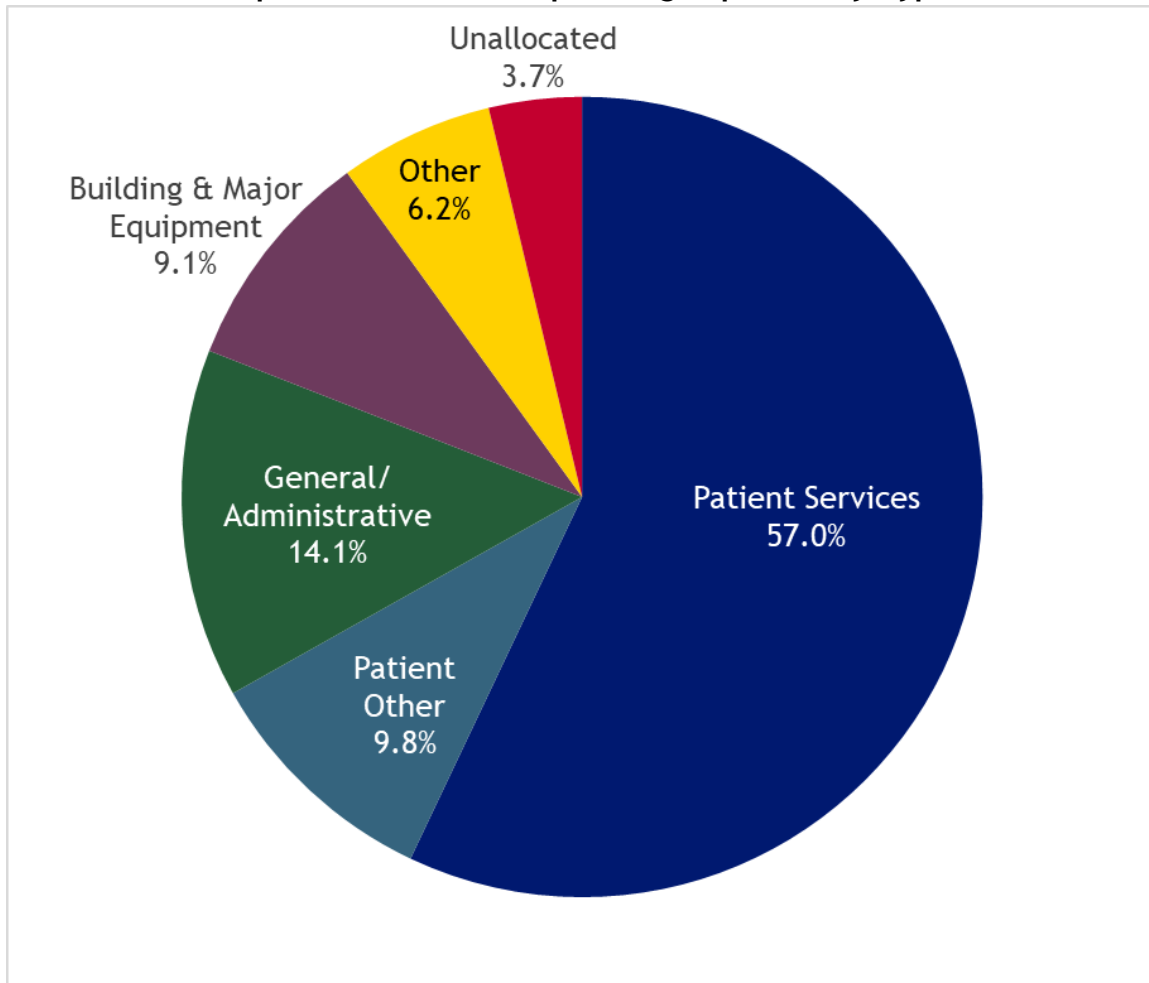
General and administrative expenses represent 14.1% of operating expenses and building and major equipment expenses make up 9.1% of operating expenses.

---

<sup>4</sup> For expenses that hospitals allocated as being for patients, the Department chose expense lines that clearly relate to patient services to be classified as patient services, while the remainder are classified as patient other. Examples of expenses that hospitals reported as being for patients that fall in the patient other category include: contracted services, general other, insurance expense, management fees, provider fees, and purchased services.



**Graph 4: 2019 Mix of Operating Expenses by Type**



**Table 19: 2019 Mix of Operating Expenses by Type (in millions)**

Expense Type	Expense	Patient	General/ Admin	Other	Unallocated <sup>5</sup>	Total
Services	Salaries, Wages, & Benefits	\$5,734.2	\$980.3	\$344.1	\$455.0	\$7,513.9
Services	Physician Remuneration	\$860.0	\$6.3	\$27.6	\$10.3	\$904.3
Services	Medical Drugs	\$877.4	\$84.6	\$16.9	\$27.2	\$1,006.1
Services	Medical Supplies	\$1,613.6	\$7.2	\$30.5	\$58.0	\$1,709.3
Services	Minor Equipment & Other Supplies	\$421.1	\$39.8	\$20.1	\$15.9	\$496.6
Other	Interest	\$120.1	\$65.0	\$14.6	\$13.8	\$213.4

<sup>5</sup> Unallocated costs that were other expenses were put into the Other category.

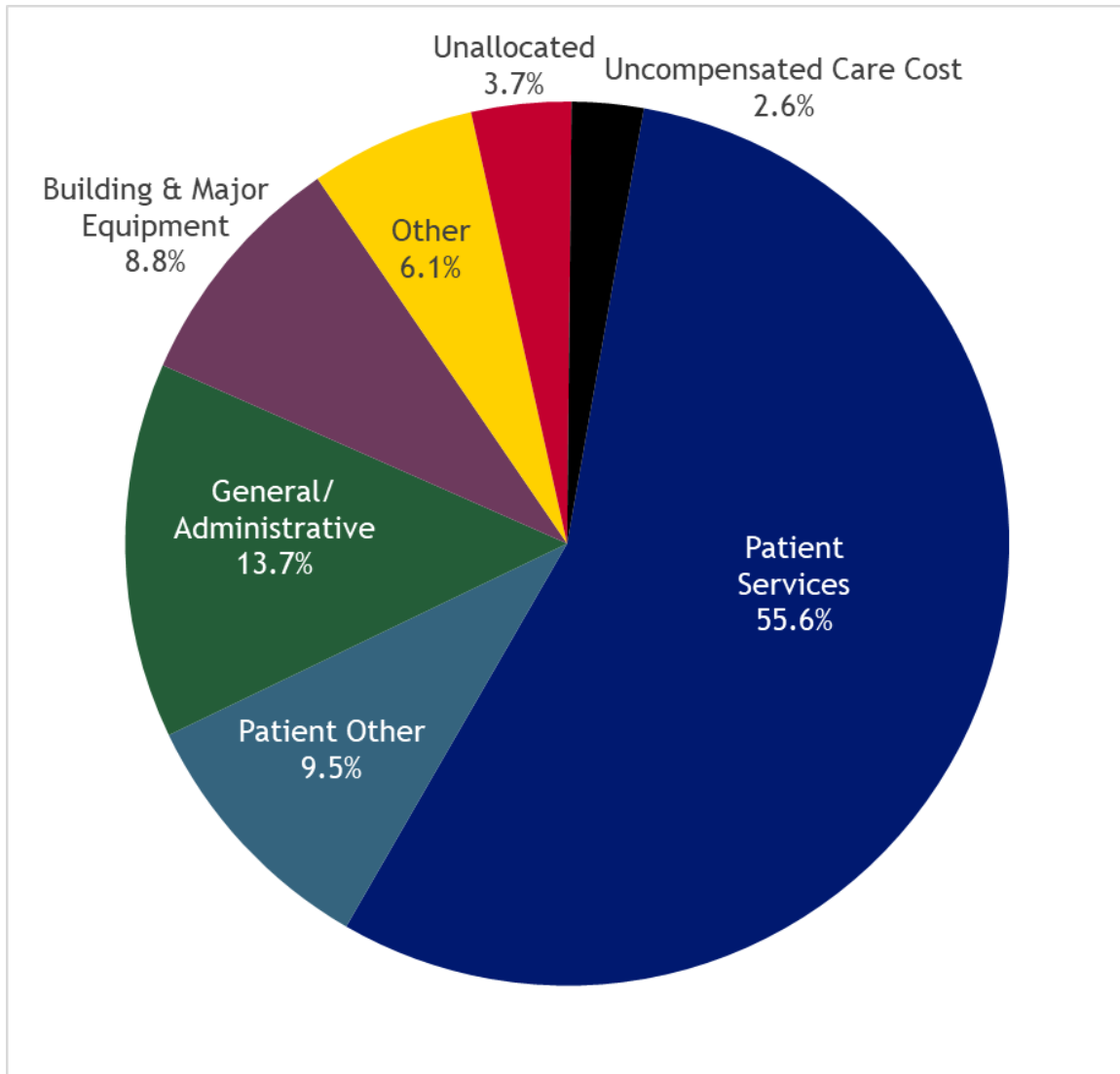


Expense Type	Expense	Patient	General/ Admin	Other	Unallocated <sup>5</sup>	Total
Other	Other	\$1,512.4	\$1,168.0	\$547.7	\$79.8	\$3,308.0
Building & Major Equipment	Depreciation	\$680.3	\$166.6	\$58.6	\$36.6	\$942.1
Building & Major Equipment	Leases & Rental	\$138.8	\$35.2	\$33.6	\$10.9	\$218.5
Building & Major Equipment	Maintenance & Utilities	\$195.9	\$84.6	\$46.1	\$25.2	\$351.8
<b>Total</b>	<b>Total</b>	<b>\$12,153.8</b>	<b>\$2,637.6</b>	<b>\$1,140.0</b>	<b>\$732.8</b>	<b>\$16,664.2</b>

Another assessment of expense mix is the addition of uncompensated care costs as an additional operating expense. Uncompensated care is typically reported as write-offs to gross charges, but as discussed in the Uncompensated Care Costs section above, a cost-to-charge ratio can be applied to the write-offs to estimate the cost of uncompensated care.

As depicted in **Graph 5**, uncompensated care costs represent 2.6% of costs when included as an operating expense. When included as a patient expense, patient expenses represent 67.7% of operating expenses.

**Graph 5: 2019 Mix of Operating Expenses with Uncompensated Care Costs by Type**



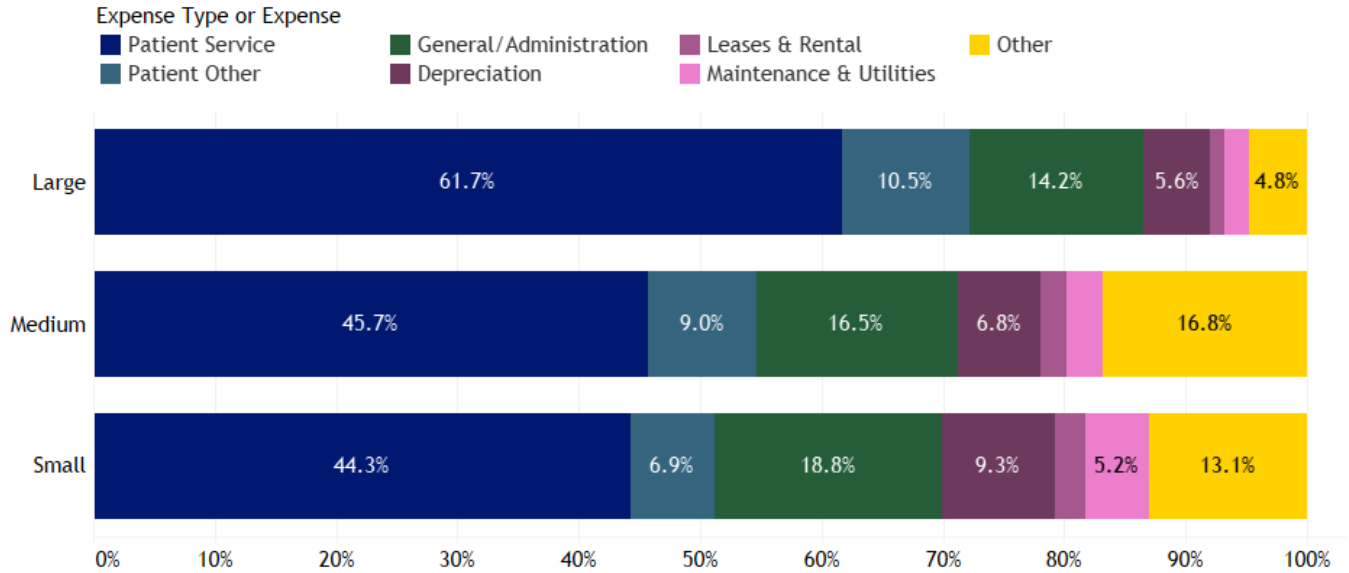
Below (Graph 6 and Table 20) represents the mix of operating expense types by hospital peer group. Unallocated costs are excluded from the graph.<sup>6</sup> With the exclusion, the medium and small peer groups do not represent all operating expenses reported, but those that hospitals allocated to these expense types. In order to improve the dataset for future reports, the

---

<sup>6</sup> Half of smaller hospitals did not allocate or are unable to allocate expense lines as being for patients or for administration.

Department will work with smaller hospitals to improve the allocation of expenses in the expense type categories.

**Graph 6: 2019 Operating Expense Mix by Hospital Peer Group Excluding Unallocated Costs**



**Table 20: 2019 Operating Expense Mix by Hospital Peer Group Excluding Unallocated Costs**

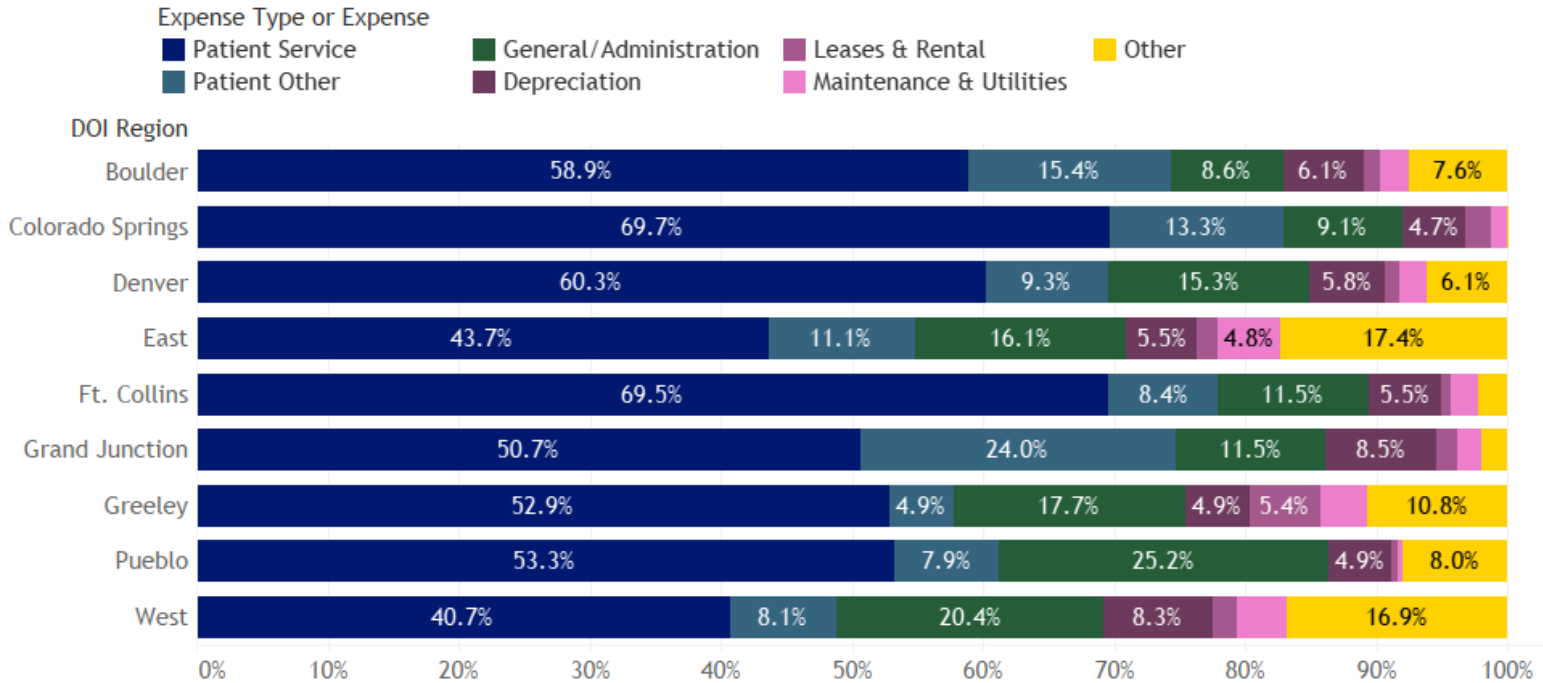
Expense Type or Expense	Large	Medium	Small
<b>Patient</b>	<b>72.2%</b>	<b>54.7%</b>	<b>51.1%</b>
Patient Service	61.7%	45.7%	44.3%
Patient Other	10.5%	9.0%	6.9%
<b>General/Administration</b>	<b>14.2%</b>	<b>16.5%</b>	<b>18.8%</b>
<b>Building &amp; Major Equipment</b>	<b>8.7%</b>	<b>12.0%</b>	<b>17.0%</b>
Depreciation	5.6%	6.8%	9.3%
Leases & Rental	1.2%	2.2%	2.6%
Maintenance & Utilities	1.9%	3.0%	5.2%
<b>Other</b>	<b>4.8%</b>	<b>16.8%</b>	<b>13.1%</b>
Grand Total	100.0%	100.0%	100.0%

Although not an all-inclusive dataset, mix of remaining costs by peer groups has the following findings:

- Larger hospitals were able to fully allocate costs and have the smallest category of other expenses. This may indicate this group has a more advanced expense tracking system or were able to dedicate more resources for the submission process for this report.
- A greater proportion of the large hospital peer group's operating expenses were allocated for patients (72.2%), while the small hospital peer group's proportion of expenses allocated as for patients was the lowest (51.1%).
- The small hospital peer group has the largest proportion of expenses for buildings and major equipment (17.0%) and general and administration (18.8%). This is an indication of economies of scale.

When operating expenses are reviewed by DOI region (**Graph 7** and **Table 21**), there is regional variation in expense mix when allocated to patient, and general and administration categories. Unallocated costs are excluded from this graph to make the regions more comparable. Three regions (East, Grand Junction, and West) are less comparable to the others as these are regions where hospitals did not allocate their expenses as being for patients or for administration.

**Graph 7: 2019 Operating Expense Mix by DOI Region, Excluding Unallocated Costs**



**Table 21: 2019 Operating Expense Mix by DOI Region, Excluding Unallocated Costs**

DOI Region	Boulder	CO Springs	Denver	East	Ft Collins	Grand Junction	Greeley	Pueblo	West
<b>Patient</b>	<b>74.3%</b>	<b>83.0%</b>	<b>69.5%</b>	<b>54.8%</b>	<b>77.9%</b>	<b>74.7%</b>	<b>57.8%</b>	<b>61.2%</b>	<b>48.8%</b>
Patient Service	58.9%	69.7%	60.3%	43.7%	69.5%	50.7%	52.9%	53.3%	40.7%
Patient Other	15.4%	13.3%	9.3%	11.1%	8.4%	24.0%	4.9%	7.9%	8.1%
<b>General/ Administration</b>	<b>8.6%</b>	<b>9.1%</b>	<b>15.3%</b>	<b>16.1%</b>	<b>11.5%</b>	<b>11.5%</b>	<b>17.7%</b>	<b>25.2%</b>	<b>20.4%</b>
<b>Building &amp; Major Equipment</b>	<b>9.5%</b>	<b>8.0%</b>	<b>9.0%</b>	<b>11.8%</b>	<b>8.4%</b>	<b>11.9%</b>	<b>13.8%</b>	<b>5.7%</b>	<b>13.9%</b>
Depreciation	6.1%	4.7%	5.8%	5.5%	5.5%	8.5%	4.9%	4.9%	8.3%
Leases & Rental	1.2%	1.9%	1.1%	1.5%	0.8%	1.6%	5.4%	0.5%	1.9%
Maintenance & Utilities	2.1%	1.3%	2.1%	4.8%	2.0%	1.8%	3.5%	0.3%	3.7%
<b>Other</b>	<b>7.6%</b>	<b>0.0%</b>	<b>6.1%</b>	<b>17.4%</b>	<b>2.3%</b>	<b>2.0%</b>	<b>10.8%</b>	<b>8.0%</b>	<b>16.9%</b>
Grand Total	100.0%	100.0%	100.0%	100.0%	100.0%	100.0%	100.0%	100.0%	100.0%

Several of the findings from comparing operating expense mix by DOI region when split up into these expense types are as follows:



- Colorado Springs has the greatest proportion of expenses allocated to patients (83.0%) followed by Ft. Collins (77.9%).
- Boulder’s proportion of operating expenses for general and administration cost are the lowest amongst the regions (8.6%), followed by Colorado Springs (9.1%). Pueblo’s are the highest (25.2%).
- Pueblo’s proportion of building and major equipment costs is the lowest (5.7%) while the West is the highest (13.8%).

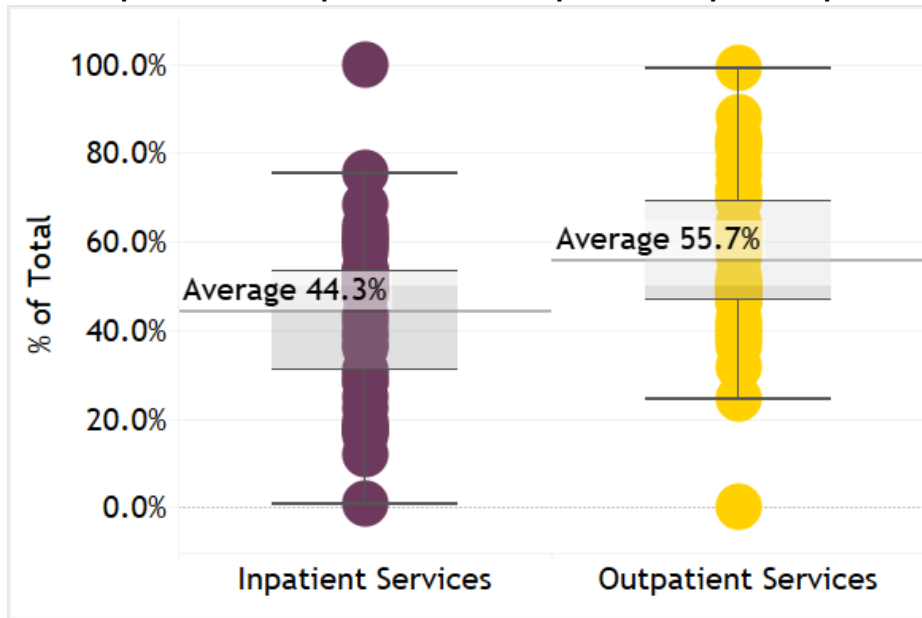
### 3. Inpatient and Outpatient Service Split

The Department asked hospitals to review what proportion of their expenses were for inpatient and outpatient services. The Department received feedback that this was not a straightforward split. Hospitals have staff who admit and treat both inpatient and outpatient patients, and hospital equipment is used for both inpatient and outpatient services. Many hospitals used gross charges in their allocation.

**Graph 8** represents hospital estimates of what proportion of delivery of service expenses are for inpatient and outpatient services for all hospitals who reported a split. Hospitals reported their operating expenses are, on average, 44.7% for inpatient services and, on average, 55.3% for outpatient services.



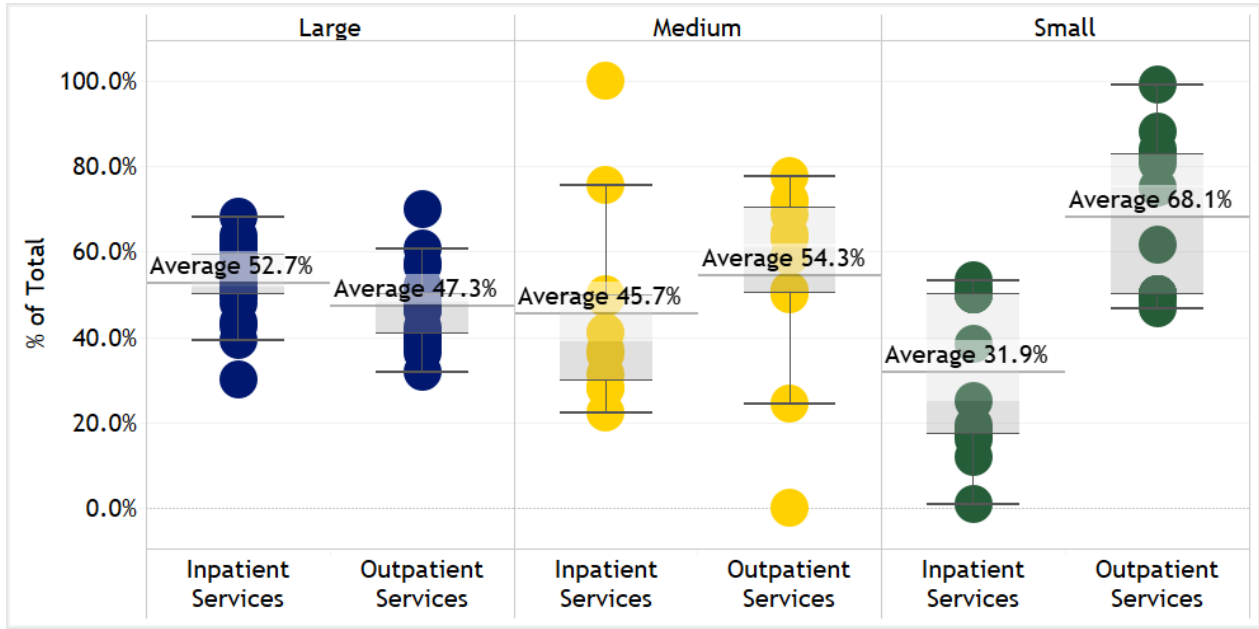
**Graph 8: 2019 Inpatient and Outpatient Expense Split**



The variation amongst the hospital peer groups is revealed by looking at the inpatient and outpatient service split. The large group does not reflect the statewide values. More of the large group's service expenses are for inpatient services (on average 52.7%). As a result of the quantity of hospitals in the peer groups, the medium and small peer groups drive the statewide results. The medium peer group's inpatient and outpatient service split reflects the statewide values, with inpatient services representing 45.7% of expenses while outpatient services represent an average of 54.3%. The small peer group's expenses are the most heavily weighted towards outpatient services as hospitals in that peer group reported 68.1% of their service expenses for outpatient services.

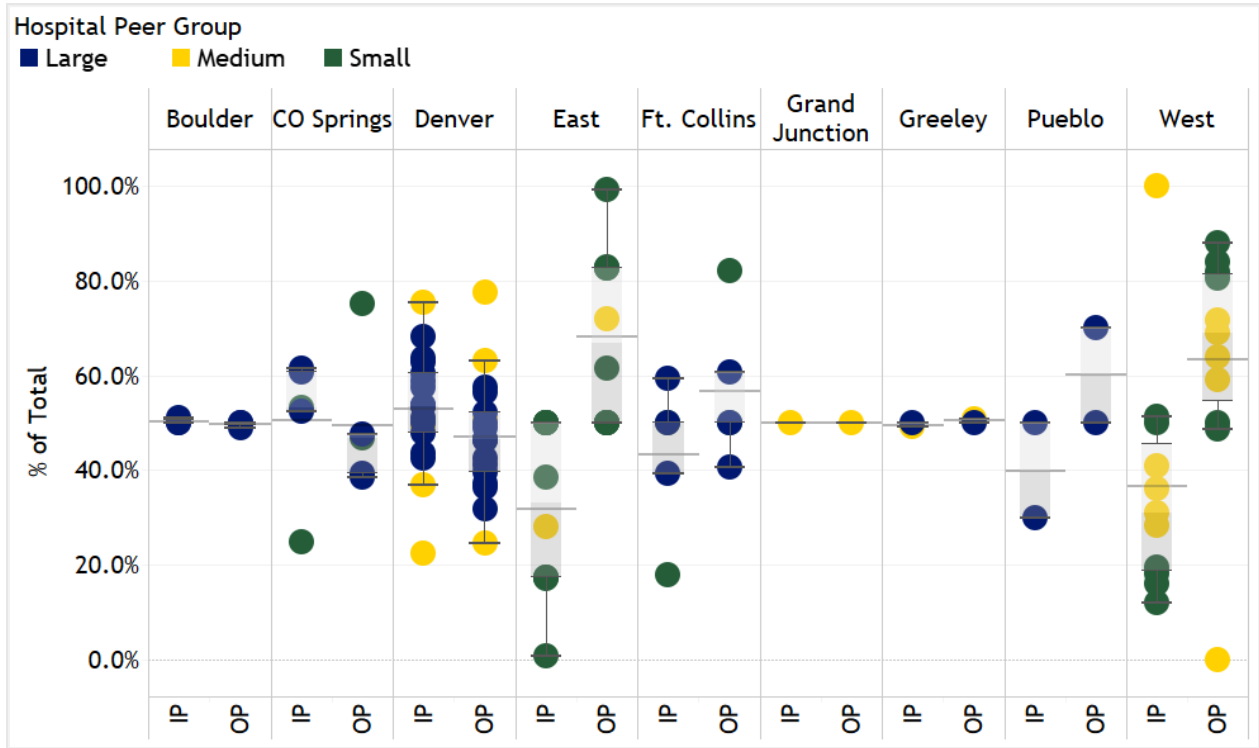


**Graph 9: 2019 Inpatient and Outpatient Expense Split by Hospital Peer Group**

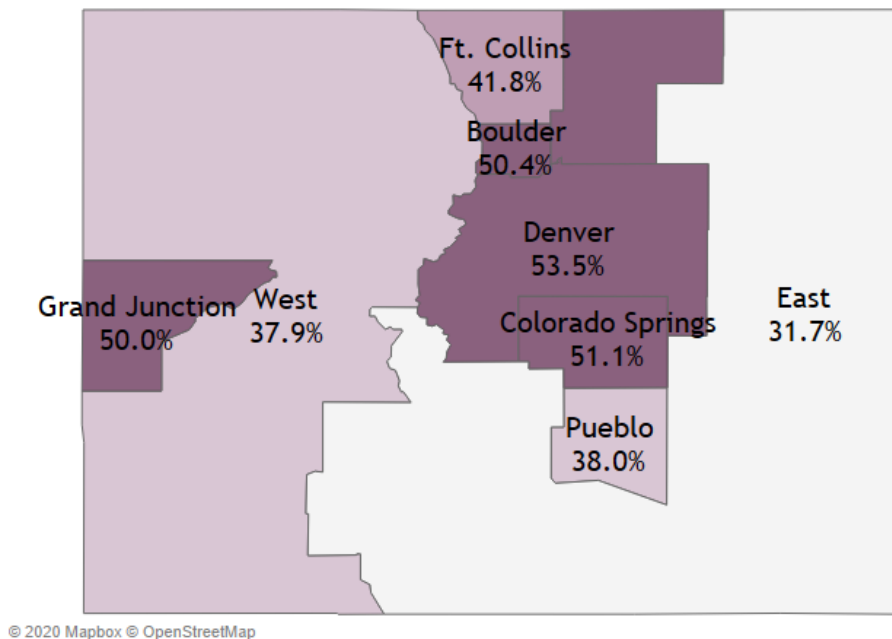


As seen in **Graph 10 and 11**, regions with more small and medium hospitals have more outpatient service expenses than inpatient service expenses. Along with size, distance from the state’s most populous metropolitan region, Denver, seems to correspond with the proportion of expenses allocated between inpatient and outpatient services.

Graph 10: 2019 Inpatient (IP) and Outpatient (OP) Expense Split by DOI Region



Graph 11: 2019 Inpatient Expense Split by DOI Region



## F. Payer Mix

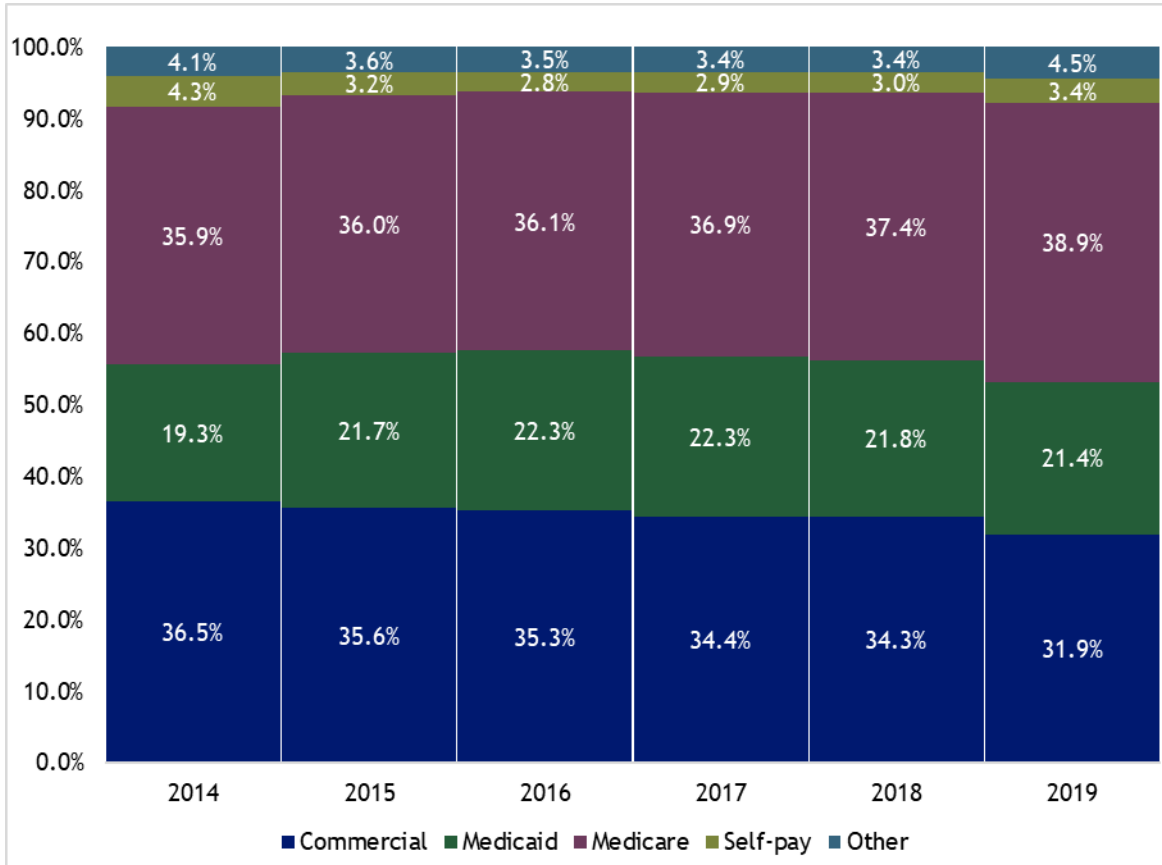
Payer mix is the percentage composition of all the payer types that make up hospital services. The Department assesses payer mix by looking at the proportion of payer types that make up total charges.<sup>7</sup> To assess payer mix, proportions of charges are calculated. The dataset has four payer types: Medicare, Medicaid, commercial and self-pay. The difference between total charges and the sum of these payer types has been labeled as “Other.”

**Graph 12** and **Table 22** shows payer mix has not changed significantly between 2014 and 2019, but there has been some shift between payer types. In 2019, more people were insured through public programs (60.3% Medicaid/Medicare payer mix) than in 2014 (55.1% Medicaid/Medicare payer mix). While Medicaid payer mix increased from 2014 to 2017 (from 19.3% to 22.3%), Medicaid payer mix has dropped since 2017 (from 22.3% to 21.4%).

---

<sup>7</sup> A hospital’s chargemaster is a layer of financial values tied to services rendered that applies to all patients. Two patients who receive the same services will be “charged” the same amount. What the patients and their insurance coverage will end up paying varies based on their insurance’s negotiated rate with the hospital. As the top layer of the charge system is universal amongst patients, charges are a good indication of the proportion of services associated with a payer type.

**Graph 12: Payer Mix**



**Table 22: Payer Mix**

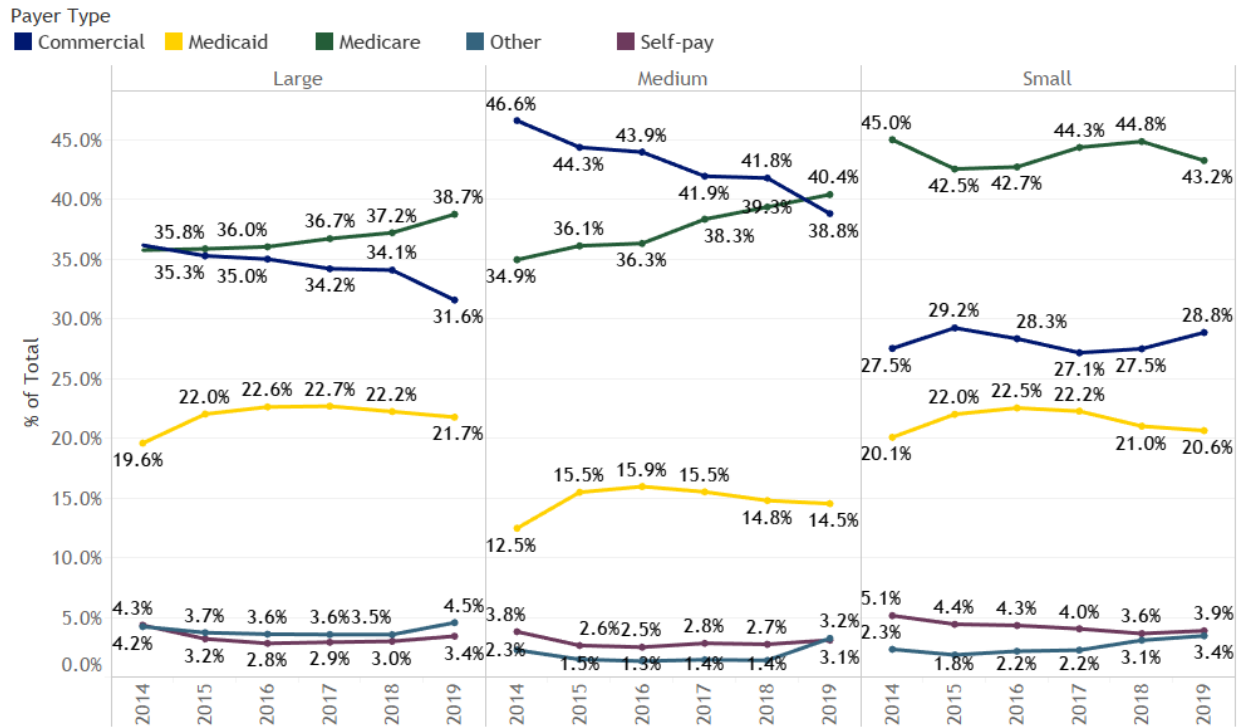
Year	Commercial	Medicaid	Medicare	Self-pay	Other	Total
2014	36.5%	19.3%	35.9%	4.3%	4.1%	100.0%
2015	35.6%	21.7%	36.0%	3.2%	3.6%	100.0%
2016	35.3%	22.3%	36.1%	2.8%	3.5%	100.0%
2017	34.4%	22.3%	36.9%	2.9%	3.4%	100.0%
2018	34.3%	21.8%	37.4%	3.0%	3.4%	100.0%
2019	31.9%	21.4%	38.9%	3.4%	4.5%	100.0%

The Department also looked at payer mix by the hospital peer groups, displayed in **Graph 13**. Some interesting findings from this view of the data are that the small peer group has the lowest commercial payer mix for all years (28.8% in 2019) and this hospital peer group also has the highest proportion of self-pay payer types (3.9% in 2019). Most patients seen at small peer group hospitals are insured through Medicare. Medicare is now the largest payer mix of the large and medium peer group’s payer mix as



well. For all hospital peer groups, there was an increase in the proportion of Medicaid payer mix between 2014 and 2017, which has since dropped.

**Graph 13: Payer Type by Hospital Peer Groups**



### III. Conclusion

Satisfying requirements from HB 19-1001, this report provides information on hospital uncompensated care and operating expenses. While not all hospitals reported, the Department is satisfied all hospitals made a good faith effort to report the required data. The same-store analysis within the report represents a significant portion of licensed beds for the period under review.

Net patient revenue grew from \$11.9 billion to roughly \$16.4 billion between 2014 to 2019, an increase of 35.8% from 2014. The increase in net patient revenue was primarily driven by the large peer group which grew \$3.6 billion, whereas medium and small grew by \$445 million and \$191.8 million, respectively. The medium peer group, however, grew the most over the period in terms of percent change with 50.3%. The large and small peer groups increased by 34.2% and 47.6%, respectively. From 2018 to 2019 net patient revenue increased by 2.3% or \$368 million.



Uncompensated care charges decreased overall by 3.0% from 2014, or approximately \$322.1 million. The small peer group decreased total uncompensated care by 8.6%, the medium peer group increased its total uncompensated care by 7.7% from 2014, and finally the large peer group, decreased by 3.4%. Between 2018 and 2019 uncompensated care for the small peer group decreased by 0.7% or \$299.3 thousand; the medium peer group increased by 27.7% or \$19.8 million; and the large peer group increased by 19.7% or \$251.4 million. In reviewing the two components of uncompensated care (bad debt and charity care) the data show from 2014 to 2019 bad debt increased by 7.4% overall, or approximately \$50.9 million, whereas charity care decreased significantly by 9.9%, or approximately \$108.1 million. Between 2018 and 2019, charity care charges increased by 25.7% or \$189.6 million; and bad debt charges increased by 12.4% or \$81.3 million.

In terms uncompensated care costs, in 2019 there was \$452.4 million in total uncompensated care costs, with charity care making up \$247.7 million, or 54.8%, and bad debt costs making up \$204.7 million, or 45.2%. Self-pay was the largest portion of uncompensated costs in 2019 with \$242.7 million, or 53.6% and the largest in both components charity care and bad debt, \$132.0 million and \$110.5 million, respectively.

Total operating expenses increased overall by approximately \$3.7 billion from \$11.6 billion in 2014 to \$15.4 billion in 2019 or increased an average growth of \$736.0 million each year or 5.6% a year. Between 2018 and 2019 total operating expense increased by 2.7% or \$409.4 million. Additionally, with the breakdown of allocation type, a majority of expense types were allocated to the patient category.

With the Department's payer mix analysis, the conclusion is there were shifts in payer mix from commercial and self-pay categories to Medicare and Medicaid over the period. Additionally, the payer mix for the small hospital peer group had the lowest percentage of commercial when compared to the large and medium hospital peer groups.

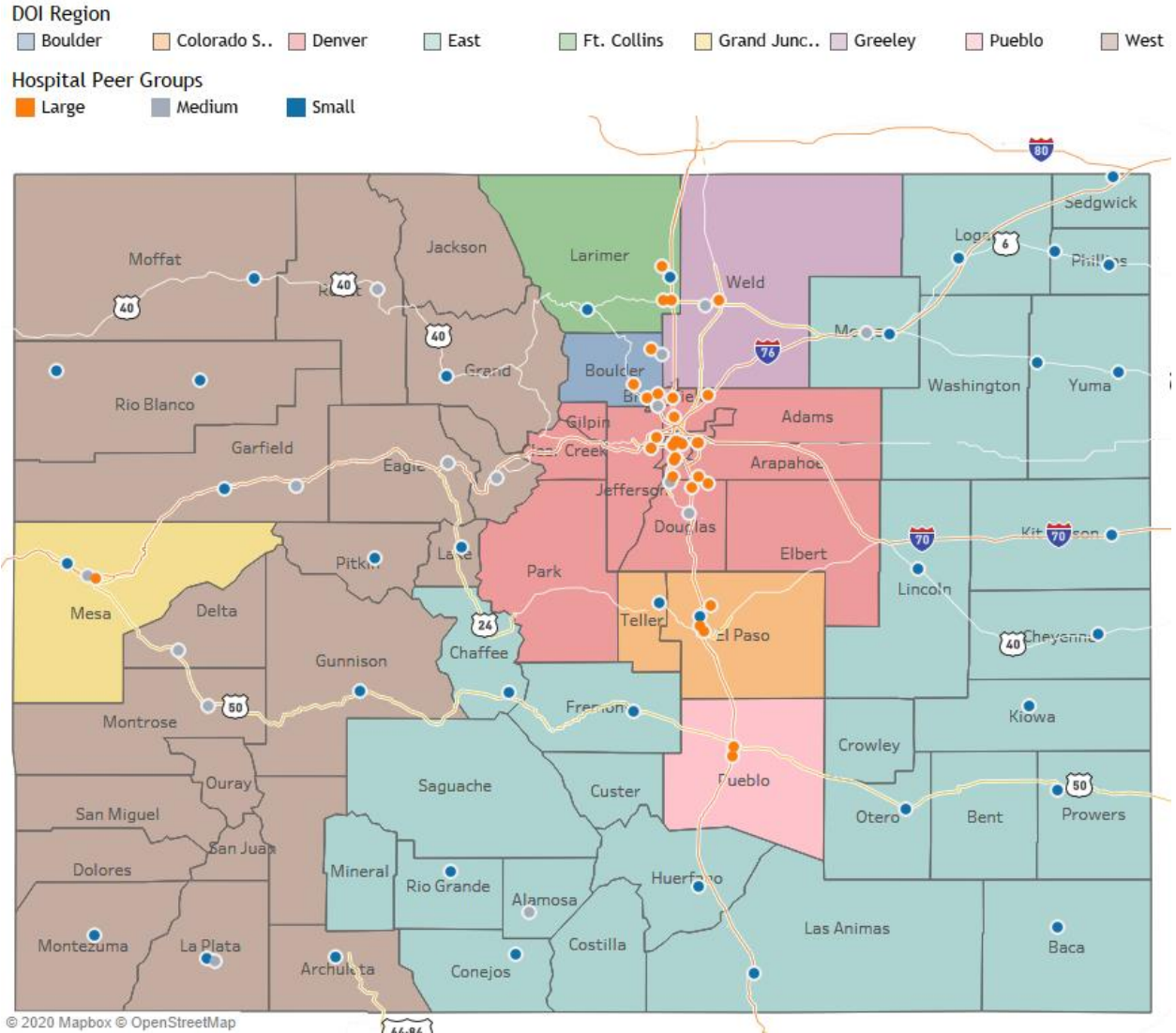
The Department will continue to work with hospitals to obtain the missing data and work to improve and enhance the report and its collection process for the

future annual reports. See the **Hospital Expenditure Report Detailed Dataset by Hospital** for a full report of each hospital's data.



## IV. Map & Definitions

### A. Map of Colorado Hospitals Identified by Hospital Peer Group and DOI Regions





## B. Definitions

**Affordable Care Act (ACA):** The comprehensive federal health care reform law enacted in March 2010. The law was enacted in two parts: The Patient Protection and Affordable Care Act was signed into law on March 23, 2010 and was amended by the Health Care and Education Reconciliation Act on March 30, 2010. The name “Affordable Care Act” is used to refer to the final, amended version of the law.

**Bad debt:** The sum of all charged amounts a provider billed but did not receive payment for the service.

**Charity care:** The sum of all charged amounts determined by the health care provider to be charity care and thus unreceived revenue.

**Colorado Healthcare Affordability and Sustainability Enterprise Board (CHASE Board):** The CHASE Board makes recommendations to the Medical Services Board regarding the implementation of the health care affordability and sustainability fee. The CHASE Board also directs the implementation of delivery system reform incentive payments program and monitors the impact of the fee on the health care market.

**Contractual allowances:** Also known as adjustments, contractual allowances are the difference between what a health care provider charges for the care provided to the patient and what the provider will be contractually paid by a third-party (commercial insurer and/or government program such as Medicare, Medicaid, etc.).

**Critical access hospitals:** A hospital qualified as a critical access hospital under 42 U.S.C. § 1395i4(c)(2) and certified as a critical access hospital by the Colorado Department of Public Health and Environment

**Department of Health Care Policy & Financing (Department):** A department of the government of the State of Colorado.

**DATABANK Program:** An online program available to Colorado Hospital Association members and serves as a centralized location for the collection of hospital utilization and financial data.

**Depreciation expense:** The decrease in the fair value of a tangible asset, reported as an expense for the reporting period.

**Discharge:** A record of a formal release of a patient. This excludes newborns leaving with mothers, death on arrivals and includes death.

**General hospital:** A hospital licensed as a general hospital by the Colorado Department of Public Health and Environment. Sometimes referred to as a “short-stay, acute care hospital”.

**Health system:** Also known as hospital system. A multi-hospital system is two or more hospital owned, leased, sponsored or contract managed by a central organization.

**Hospital peer groups:** For the purposes of this report hospital peer groups are determined by grouping together number of licensed beds (for a definition of licensed beds please see below). The three (3) peer groups are as follow: the small peer group with 25 or fewer beds, the medium peer group with 26 to 90 beds, and the large peer group with 91 or more beds.

**House Bill 19-1001:** The [Hospital Transparency Measures to Analyze Efficacy Bill](#) signed into law on March 28, 2019.

**Interest expense:** Expenses for mortgages, bonds, notes, lines-of-credit, convertible debt and any other short-term or long-term borrowings.

**Licensed beds:** The maximum number of beds a licensure agency, such as the state or other governing body, allows a hospital or health facility to operate at any given time. Provide the number of beds at the end of the fiscal year.

**Long-term care hospital:** A general hospital that is certified as a long-term care hospital by the Colorado Department of Public Health and Environment. Sometimes referred to as a sub-acute care hospital or long-term acute care hospital.

**Major payer groups:** A major payer in health care is the entity or individual paying the medical bill or claim. The major payers for the purposes of this report are Medicare, Medicaid, commercial and self-pay. Others can

include compensation programs, like workman’s compensation, and other government programs, like TRICARE/CHAMPUS.

**Medicare Cost Reports:** Medicare hospital cost report, form Center for Medicare and Medicaid Services (CMS) 2552-96 or CMS 2552-10, or any successor form created by CMS, and the annual required submission of worksheets and schedules by Medicare certified providers used for Medicare reimbursement

**Net patient revenue:** Net patient revenue approximates the payments a hospital receives for patient services. Net patient revenue is calculated by totaling all charges the hospital billed to patients, subtracting contractual allowances and then subtracting bad debt and charity care.

**Table 14: Net Patient Revenue Calculation**

Calculation	Variable
	Total charges
-	Total contractual allowance
-	Total charity care
-	Total bad debt
=	Net patient revenue

**Other expense:** The difference between total operating expense and specified categories of expenses (salaries, wages, and benefits, supply, interest, and depreciation). These expenses might be for taxes, utilization, contract services, fees, insurance, marketing expenses, etc.

**Outpatient visit:** Determined by counting only one visit day for each calendar day a patient visits an outpatient department or multiple outpatient departments.

**Psychiatric Hospital:** A hospital licensed as a psychiatric hospital by the Colorado Department of Public Health and Environment.

**Rehabilitation hospital:** An inpatient rehabilitation facility.

**Salaries, Wages and Benefit Expense:** Salaries and wages paid to hospital employees and employee benefits paid and provided by the hospital. These



include employee expenses for physicians, interns, residents, other trainees, facility employees and home office wages.

**Supply expense:** The sum of all expenses related to medical supplies, food, housekeeping, maintenance, general facility upkeep, minor equipment, administration and medical drugs.

**Total operating expense:** The sum of all operating expenses to run the hospital. This include expenses like materials, supplies, contract services, management fees and home office allocations, depreciation, interest, taxes, consultants’ services, utilities, pharmaceuticals and insurance.

**Table 15: Total Operating Expense Calculation**

Calculation	Variable
	Depreciation
+	Interest
+	Salaries, wages, and benefits
+	Supplies
+	All other expenses
=	Total operating expenses

**Uncompensated care:** Health care or services provided by hospitals or health care providers that are not reimbursed.



**COLORADO**

Department of Health Care  
Policy & Financing

1570 Grant Street  
Denver, CO 80203

# Executive Summary

---

## *III. Hospital Community Benefit Accountability Report*

This annual report is prepared by the Department of Health Care Policy & Financing (the Department) pursuant to Section 25.5-1-700, C.R.S. (2019). The purpose of this report is to inform stakeholders and policy makers about investments made to improve community health outcomes.

In Fiscal Year (FY) 2019-20, the Department worked with the Colorado Hospital Association to develop rules and additional guidance related to House Bill (HB) 19-1320. The first report from the hospitals was due in FY 2020-21 for activities in the previous fiscal year. Reporting hospitals were required to report on certain community benefit investments and activities.

HB19-1320 requires non-profit tax-exempt general hospitals, Denver Health Medical Center, and University of Colorado Hospital to complete a community health needs assessment every three years and an annual community benefit implementation plan every year<sup>1</sup>. Each reporting hospital is required to convene a public meeting at least once per year to seek feedback on the hospital's community benefit activities and implementation plans. These hospitals are required to submit a report to the Department that includes:

- Information on the public meeting held.
- The most recent Community Health Needs Assessment.
- The most recent Community Benefit Implementation Plan.
- The most recent submitted IRS form 990 including Schedule H.
- A description of investments included in Schedule H.
- Expenses included on form 990.

The overall investments across all categories reported totaled \$1,221,396,076. Free or reduced-cost health care services totaled \$695,804,096. Programs addressing health behaviors or risks and social determinants of health totaled \$525,591,980.

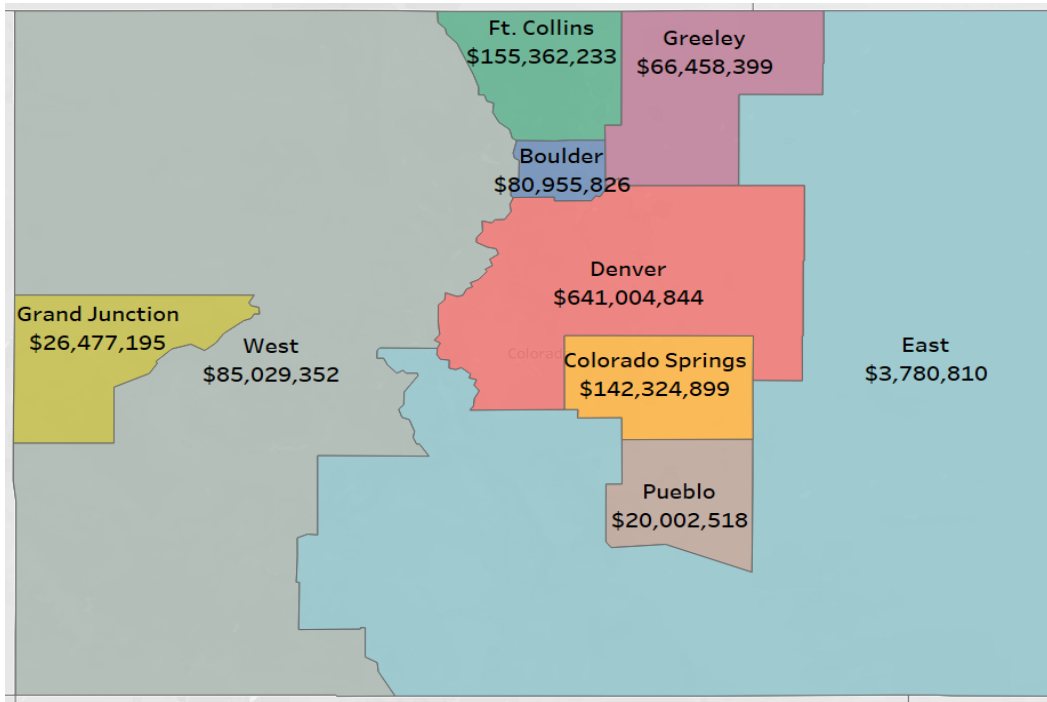
The following are maps showing the investments broken out by Division of Insurance region.

---

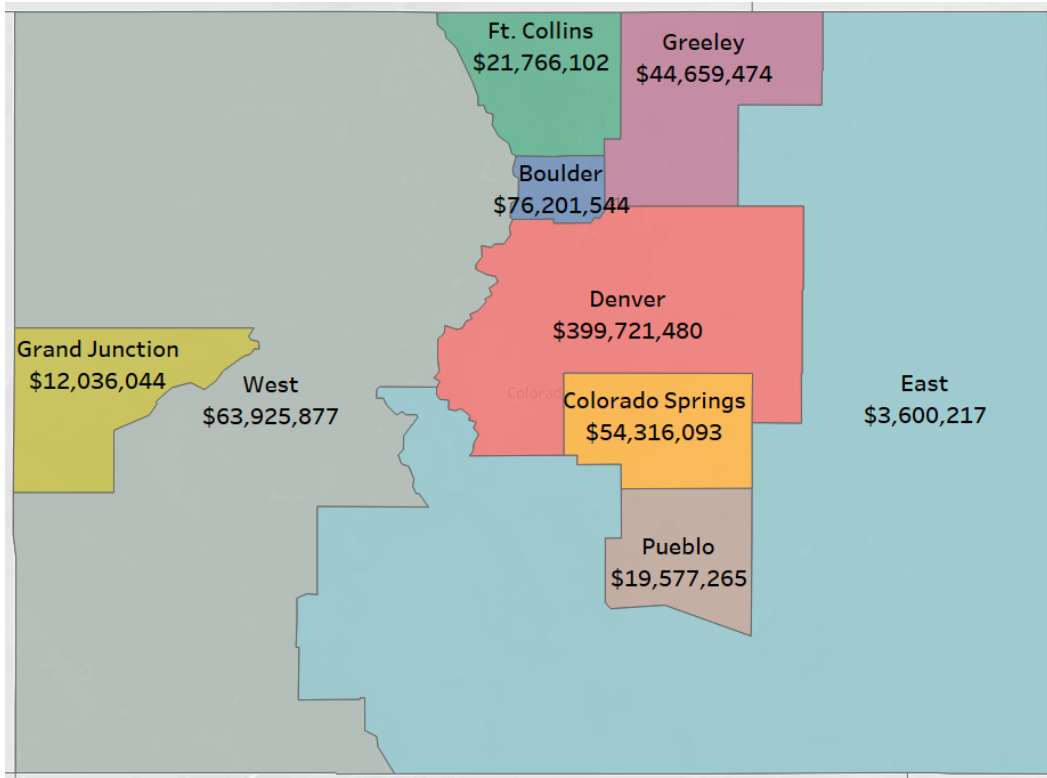
<sup>1</sup> Long Term Care and Critical Access hospitals are not required to report.



**Total of all investments reported**



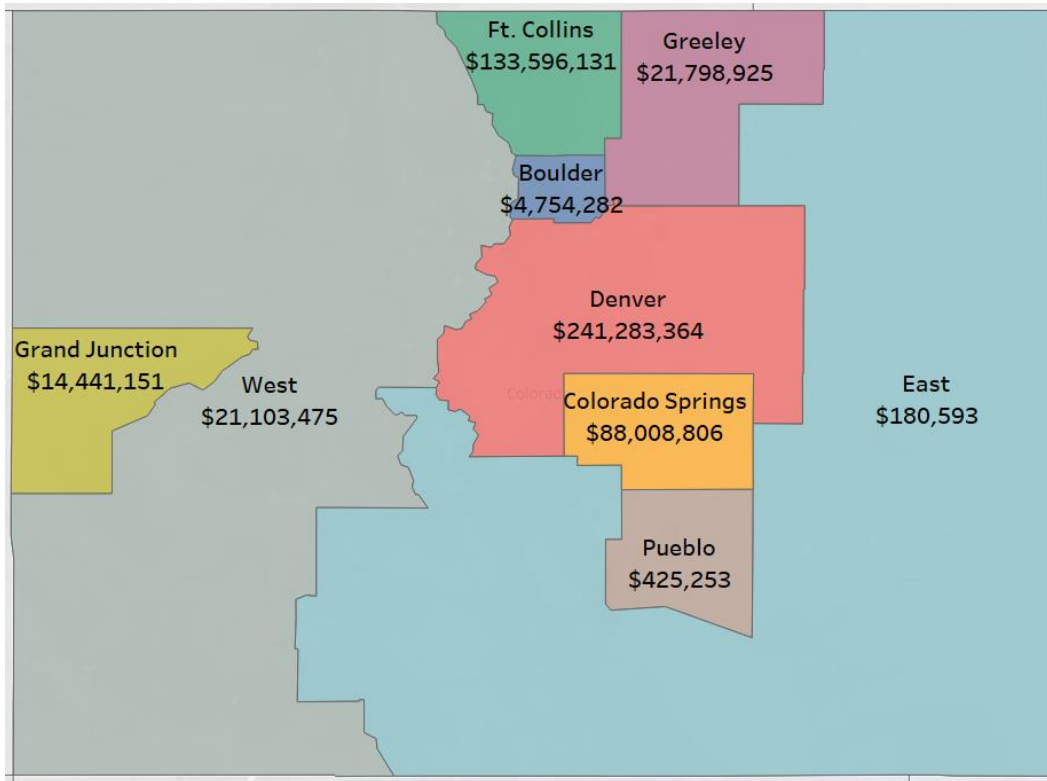
**Free or reduced-cost health care services**



Our mission is to improve health care access and outcomes for the people we serve while demonstrating sound stewardship of financial resources.  
[www.colorado.gov/hcpf](http://www.colorado.gov/hcpf)



### Programs addressing health behaviors or risks and social determinants of health



# Hospital Community Benefit Accountability

---

*Annual Report*

January 15, 2021



**COLORADO**

Department of Health Care  
Policy & Financing



# Contents

- I. Overview ..... 3
- II. Reporting ..... 4
- III. Investments ..... 6
- IV. Recommendations ..... 22
- V. Definitions..... 23

## I. Overview

House Bill (HB) 19-1320 requires nonprofit tax-exempt general hospitals, Denver Health Medical Center and University of Colorado Hospital to complete a community health needs assessment every three years and an annual community benefit implementation plan every year. Critical access hospitals are not required to participate, but are encouraged to do so. Each reporting hospital is required to convene a public meeting at least once per year to seek feedback on the hospital's community benefit activities and implementation plans. These hospitals are required to submit a report to the Department of Health Care Policy & Financing (the Department) that includes, but is not limited to the following:

- Information on the public meeting held.
- The most recent Community Health Needs Assessment.
- The most recent Community Benefit Implementation Plan.
- The most recent submitted Internal Revenue Service (IRS) form 990 including Schedule H.
- A description of investments included in Schedule H.
- Expenses included on form 990.

More information can be found on the [Hospital Community Benefit Accountability webpage](#).

All submitted reports can be found at [Hospital Transparency Webpage](#).

## II. Reporting

Under [§ 25.5-1-700, C.R.S.](#), the Department is required to submit a report that includes a summary of the reports submitted from reporting hospitals that includes the following.

1. The amount that each reporting hospital invested in:
  - a. Free or reduced-cost health care services addressing community identified health needs.
  - b. Programs addressing health behaviors or risks.
  - c. Programs addressing social determinants of health.
  - d. All services and programs addressing community identified health needs.
2. A summary of the reporting hospitals' investments that have been effective in improving community health outcomes.
3. Any legislative recommendations the Department has for the General Assembly.

The reports from hospitals were due on July 1, 2020; however, the Department delayed the due date of the first report to Sept. 1, 2020 due to the novel coronavirus (COVID-19) emergency. Along with the change in due date, the Department modified the reporting requirements for the first report in an effort to minimize the administrative burden on reporting hospitals. Reporting hospitals were still encouraged to include all the reporting requirements laid out in the rule under [section 8.5002.B](#) to the extent possible.

The Department received 47 submissions, of those, five (5) were critical access hospitals and one (1) was a new facility with limited information available to report. The overall investments across all categories reported totaled \$1,221,396,076. Free or reduced-cost health care services totaled \$695,804,096. Programs addressing health behaviors or risks and social determinants of health totaled \$525,591,980. During the submission process, several reporting hospitals expressed concerns with how the investment categories were requested to be reported. For the purposes of this report, the Department has combined the amounts for programs addressing health behaviors or risks and programs addressing social determinants of health.

**Table 1 - Reporting Hospitals**

<b>Provider</b>	<b>County</b>	<b>Hospital System</b>
Avista Adventist Hospital	Boulder	Centura Health
Boulder Community Health	Boulder	
Castle Rock Adventist Hospital	Douglas	Centura Health
Children's Hospital Colorado	Adams	
Community Hospital	Mesa	
Delta County Memorial Hospital	Delta	
Denver Health and Hospital Authority	Denver	
East Morgan County Hospital	Morgan	Banner Health
Estes Park Medical Center	Larimer	
Fort Collins Medical Center	Larimer	Banner Health
Good Samaritan Medical Center	Boulder	SCL Health
Littleton Adventist Hospital	Arapahoe	Centura Health
Longmont United Hospital	Boulder	Centura Health
Lutheran Medical Center	Jefferson	SCL Health
McKee Medical Center	Larimer	Banner Health
Mercy Regional Medical Center	La Plata	Centura Health
Montrose Memorial Hospital	Montrose	
National Jewish Health	Denver	
North Colorado Medical Center	Weld	Banner Health
Parker Adventist Hospital	Douglas	Centura Health
Parkview Medical Center	Pueblo	
Penrose-St Francis Health Services	El Paso	Centura Health
Platte Valley Medical Center	Adams	SCL Health
Porter Adventist Hospital	Denver	Centura Health
Rio Grande Hospital	Rio Grande	
Saint Joseph Hospital	Denver	SCL Health
San Luis Valley Health	Alamosa	
St Anthony Hospital	Jefferson	Centura Health
St Anthony Hospital North Health Campus	Broomfield	Centura Health
St Anthony Summit Medical Campus	Summit	Centura Health
St Mary Corwin Hospital	Pueblo	Centura Health
St Mary's Regional Medical Center	Mesa	SCL Health
St Thomas More Hospital	Fremont	Centura Health
St Vincent General Hospital District	Lake	
Sterling Regional Medical Center	Logan	Banner Health
UCHealth Broomfield Hospital	Jefferson	UCHealth
UCHealth Grandview Hospital	El Paso	UCHealth
UCHealth Greeley Hospital	Weld	UCHealth
UCHealth Highlands Ranch Hospital	Douglas	UCHealth
UCHealth Longs Peak Hospital	Weld	UCHealth
UCHealth Medical Center of the Rockies	Larimer	UCHealth
UCHealth Memorial Hospital	El Paso	UCHealth
UCHealth Poudre Valley Hospital	Larimer	UCHealth
UCHealth University of Colorado Hospital	Adams	UCHealth
UCHealth Yampa Valley Medical Center	Routt	UCHealth
Vail Health	Eagle	
Valley View Hospital	Garfield	



### III. Investments

#### Avista Adventist Hospital

- Engage with community to understand community health needs and how to best address them in partnership with community organizations.
- Increase access to care through care coordination system.
- Provide transportation services for patients leaving the hospital.
- Childbirth training and education classes for pregnant women.

#### Boulder Community Health

- Provide athletic trainers to school district.
- Grants to individuals for prescription medication, food, housing, etc.
- Community health education lectures and program series to directly address health conditions, behaviors and risks.
- Provide educational programs for new parents.
- Provide support to local partner nonprofit organizations that directly address social determinants of health.

#### Castle Rock Adventist Hospital

- Engage with community to understand community health needs and how to best address them in partnership.
- Screening for social needs and referral to community-based resources.
- Campaign to decrease mental health stigma.
- Engage individuals in weight loss through healthy eating and active living.

#### Children's Hospital Colorado

- Provide asthma home visits.
- Provide education and outreach coordinators work with children and families to provide asthma education.
- Initiative to address the social isolation and toxic stress stemming from institutional racism.
- Provide opportunity for oral health promotion and improved access to oral health services for children in the community.
- Provide patient families with community-based services to meet non-medical health needs such as housing, benefits and food.

- Increase access to timely, quality, and affordable food for kids and their families.

#### Community Hospital

- Recruit additional primary care providers to the area.
- Educate residents on when and how to utilize appropriate healthcare services.
- Promote lifestyle-modification initiatives to improve the health of teens and young adults.
- Add a cardiac catheterization lab to the lines of services offered.

#### Delta County Memorial Hospital

- All Points Transit helps meet the transportation needs of Montrose, Delta and San Miguel counties.
- Dial-a-Ride provides much needed transportation to seniors and other higher risk populations for medical visits and shopping

#### Denver Health and Hospital Authority

- Provide safe detoxification for public inebriates.
- Provide assessment, education, motivational counseling and residential treatment.
- Daily tobacco cessation clinics.
- Guide customers through a health care program screening process.
- Health promotion and obesity prevention.
- Program that serves underrepresented youth that are challenged with academic achievement or have other significant risk factors.
- 24-hour nurse line.
- Substance treatment program that specializes in working with adolescents.

#### East Morgan County Hospital

- Community blood drives.
- Provide education to residents which allow for early intervention and health management.
- Educate young people by taking the fear out of hospitals and exposure to the myriad of healthcare careers and opportunities.

- Provide community food and nutrition education classes.
- Provide chronic illness support groups.
- Provide enrollment assistance to the vulnerable and underserved.
- Investments that support activities that encourage citizens to be community-mined, engaged and healthy.

#### Estes Park Medical Center

- Rural Estes Alliance for Community Health provides and supports community wide initiatives and education designed to improve the overall health and well-being of those in the Estes Valley.

#### Fort Collins Medical Center

- Provide education to residents which allow for early intervention and health management.
- Provide enrollment assistance to the vulnerable and underserved.
- Contribution to local breast cancer organization that supports quality of life initiatives.
- Provide post-discharge services to the vulnerable and underserved.
- Elderly day care.

#### Good Samaritan Medical Center

- Participation in community coalitions and other collaborative efforts.
- Provide health and wellness education classes, stroke support group, health fairs, and trauma injury prevention outreach and workshops.
- Support of community-based organizations that address areas such as access to health services, medical education, free clinic services or social supports.

#### Littleton Adventist Hospital

- Screening of people with social needs and referral to community-based resources.
- Use evidence-based messaging to decrease stigma associated with mental health.
- Provide of Mental Health First Aid classes to community.

#### Longmont United Hospital

- Support health care services within the community through local Community Health Center.
- Provide health education to the community regarding obesity prevention.
- Partner with coalition providing mental health services and stigma reduction activities.
- Provide a location for a community farmer's market.

#### Lutheran Medical Center

- Provide community health and wellness education, maternal addiction services, falls prevention, trauma education and tobacco cessation.
- Support community-based organizations that address areas such as access to health services, medical education, free clinic services or social supports.
- Services supporting cardiac rehab, dialysis, pulmonary rehab, obstetric/newborn, neonatal intensive care unit, infusion center and West Pines Psychiatric.

#### McKee Medical Center

- Provide education to residents which allow for early intervention and health management.
- Provide chronic illness support groups.
- Elderly day care.
- Assist patients, families and caregivers with end-of-life issues and advanced care planning.
- Provide post-discharge services to the vulnerable and underserved.

#### Mercy Regional Medical Center

- Increase the capacity of food pantry to offer healthy foods.
- Provide healthy eating and active living education at community events and through classes available to community.
- Support of Community Health Center to provide health care to uninsured/underinsured.
- Provide no-cost physical exams to survivors of sexual assault and connects them to follow-up community resources.

#### Montrose Memorial Hospital



- Provide education for women's health and family planning, healthy lifestyles and prevention of heart disease, diabetes and stroke.
- Provide transportation to and from hospital and physician appointments for elderly and low income.
- Physician recruitment to bring jobs and necessary medical support to the community.

#### National Jewish Health

- Provide education programs, classes, and support groups for specialty care illnesses and diseases.
- Provide free K-8 school for chronically ill children; participation in community coalition.
- Provide free lung testing programs.
- Provide inner city asthma program.
- Provide free asthma care and teaching program in lower income communities.
- Conduct a study to collect and interpret air quality data.

#### North Colorado Medical Center

- Provide enrollment assistance to the vulnerable and underserved.
- Provide post-discharge services to the vulnerable and underserved.
- Provide donations to community building organizations.
- Provide education to residents which allow for early intervention and health management.

#### Parker Adventist Hospital

- Use evidence-based messaging to decrease stigma associated with mental health.
- Provide Mental Health First Aid to community members through community-based organizations.
- Weigh and Win program provided at no cost to community to support evidence-based healthy weight management.

#### Parkview Medical Center

- Hiring a Community Risk Reduction Behavioral Health Specialist.

- Mobile Nurse program providing community-based health education, health screenings and immunizations.
- Software investment, Pieces Technology, to identify patients with adverse social determinants of health and to connect patients with the appropriate resources/support.

#### Penrose-St Francis Health Services

- Provide cancer screening and health education to Latino populations.
- Hold events to promote healthy eating and active living to prevent and reduce obesity.
- Engage with community partners to provide mental health support for youth in the community.
- Provide healthy meals for seniors to support weight management and obesity prevention/reduction.
- Provide free health screenings for community members.

#### Platte Valley Medical Center

- Provide nutritional classes, diabetes management classes, wound care classes, and mental health first aid trainings.
- Activities that strengthen prevention, self-help, language translation, health literacy and social supports for low-income and vulnerable population segments.
- Participate in community coalitions and other collaborative efforts.
- Nutrition Department Community Outreach and education.
- Support community organizations serving a broad spectrum of needs.

#### Porter Adventist Hospital

- Provide prescriptions to patients with income barriers to treatment of their health diagnoses.
- Provide mental health support groups to community members.
- Provide free transportation to patients without transportation.
- Increase access to healthy foods and physical activity through gardening within community.
- Increase access to oral health care for children.

- Use evidence-based messaging to decrease stigma associated with mental health.

#### Saint Joseph Hospital

- Provide health education classes.
- Activities that strengthen prevention, self-help, language translation, health literacy and social supports for low-income and vulnerable population segments.
- Participate in community coalitions and other collaborative efforts with the community.
- Support other community-based organizations that address areas such as - access to health services, medical education, free clinic services or social supports.
- Housing stabilization project.
- Conduct a monthly forum for nonprofit health and human service community agencies and partners to share information.

#### San Luis Valley Health

- Hold various community services such as food banks, VA support, adopt a family, health fairs and support groups that address wellness, child development and substance abuse.

#### St Anthony Hospital

- Partner with Senior Resource Center for fall prevention and appropriate medical care among seniors.
- Provide a Diabetes Prevention Program.
- Use evidence-based messaging to decrease stigma associated with mental health.
- Weigh and Win program provided at no cost to community to support evidence-based healthy weight management.
- Provide Nurse Family Partnership program for first time, low income mothers.

#### St Anthony Hospital North Health Campus

- Provide free integrative healing services to community members and patients.
- Provide transportation to patients without transportation.
- Use evidence-based messaging to decrease stigma associated with mental health.
- Weigh and Win program provided at no cost to community to support evidence-based healthy weight management.
- Support for community mental health center providing mental health and drug treatment services to the community.

#### St Anthony Summit Medical Campus

- Engage with community to understand community health needs and how to best address them in partnership.
- Evidence-based injury prevention approaches.
- Support local nonprofit organizations providing evidence-based programs to reduce stigma associated with mental health.
- Provide no-cost physical exams to survivors of sexual assault and connects them to follow-up community resources.

#### St Mary Corwin Hospital

- Engage with organization to understand community needs.
- Provide free health screenings for community.
- Increase capacity of food pantry.
- Drug take back program.

#### St Mary's Regional Medical Center

- Provide various support groups.
- Provide Mental Health First Aid.
- Injury Prevention & Outreach.
- Activities that strengthen prevention, self-help, language translation, health literacy and social supports for low-income and vulnerable population segments.
- Participation in community coalitions and other collaborative efforts with the community.

- Support community-based organizations that address areas such as - access to health services, medical education, free clinic services or social supports.

#### St Thomas More Hospital

- Provide free screenings to all students.
- Provide grief support.

#### St Vincent General Hospital District

- Increase the counties access to qualified health care through the Emergency Department.
- Engage with visiting physicians and physician’s assistant to provide cardiac care and orthopedic services.
- Contract with a Health Insurance Navigator to help residents apply for commercial insurance and state Medicaid benefits.

#### Sterling Regional Medical Center

- Conduct community blood drives and screenings.
- Provide access to education and assistance on wellness topic/issues which allow for early prevention and diagnosis and improve the overall health.
- Provide chronic illness support groups.
- Palliative care program provides compassionate, comprehensive and interdisciplinary care that reduces suffering and optimizes quality of life.

#### UCHealth Broomfield Hospital

- Support for the development of new programs and recruitment of primary care and specialty care providers.
- Support new program that conducts research into the genetic differences among people that influence health, disease and treatments.
- Financial contributions to support other non-profit and community-based organizations that promote the health and well-being of the community.

#### UCHealth Grandview Hospital

- Support for the development of new programs and recruitment of primary care and specialty care providers.



- Support new program that conducts research into the genetic differences among people that influence health, disease and treatments.
- Financial contributions to support other non-profit and community-based organizations.

#### UCHealth Highlands Ranch Hospital

- Support for the development of new programs and recruitment of primary care and specialty care providers.
- Support new program that conducts research into the genetic differences among people that influence health, disease and treatments.
- Financial contributions to support other non-profit and community-based organizations that promote the health and well-being of the community.

#### UCHealth Longs Peak Hospital

- Support for the development of new programs and recruitment of primary care and specialty care providers.
- Support new program that conducts research into the genetic differences among people that influence health, disease and treatments.
- Financial contributions to support other non-profit and community-based organizations that promote the health and well-being of the community.
- No-cost service providing mothers the opportunity to meet with a certified lactation consultant.
- Community health program that serves people ages 50 and above offering no-cost Medicare counseling, advance care planning, fall prevention.

#### UCHealth Medical Center of the Rockies

- Support for the development of new programs and recruitment of primary care and specialty care providers.
- Support new program that conducts research into the genetic differences among people that influence health, disease and treatments.
- Financial contributions to support other non-profit and community-based organizations.
- School and community-based program educating on how to live heart healthy lifestyles.



- Program that provides care, counseling, and referral services to assault victims.
- Support community organizations dedicated to prevention and treatment of specific health needs.

#### UCHealth Memorial Hospital

- Support for the development of new programs and recruitment of primary care and specialty care providers.
- Support new program that conducts research into the genetic differences among people that influence health, disease and treatments.
- HealthLink nurse advice line is free to all community members throughout the state of Colorado.
- Financial contributions to support other non-profit and community-based organizations.
- Provide education and training programs for healthcare professionals.
- Partner with various organization to provide access to inpatient and behavioral health services.
- Financial contributions to support community organizations dedicated to the prevention and treatment of specific health needs.

#### UCHealth Poudre Valley Hospital

- Support for the development of new programs and recruitment of primary care and specialty care providers.
- Provide education and training programs for healthcare professionals.
- Program that provides visits for newborn infants and postpartum mothers.
- Partner with elementary schools to provide health education.
- Support new program that conducts research into the genetic differences among people that influence health, disease and treatments.
- Support the Special Operation Response Team.
- Injury prevention programs for older adults.
- Support community organizations dedicated to prevention and treatment of specific health needs.
- Financial contributions to support other non-profit and community-based organizations.



- Provide educational programs to increase awareness and education around health needs.

#### UCHealth University of Colorado Hospital

- Support for the development of new programs and recruitment of primary care and specialty care providers.
- Support new program that conducts research into the genetic differences among people that influence health, disease and treatments.
- Financial contributions to support other nonprofit and community-based organizations.
- Provide education and training programs for healthcare professionals.
- Financial contributions to support community organizations dedicated to the prevention and treatment of specific health needs.
- Provide a series of educational programs designed to increase awareness and education around health needs in our communities.

#### UCHealth Yampa Valley Medical Center

- Support for the development of new programs and recruitment of primary care and specialty care providers.
- Support new program that conducts research into the genetic differences among people that influence health, disease and treatments.
- Financial contributions to support other non-profit and community-based organizations.
- Support agency operations providing post discharge care coordination.
- Provide education programs to increase awareness and education around health needs.
- Provide nurse consultations at no cost to assess symptoms and provide advice.

#### Vail Health

- Provide support group for new moms.
- Hold a community cooking class.
- Eat-Chat-Parent series, with topics including Building Resiliency and Self Esteem in our Kids, Addressing Technology Misuse, Teen Substance Abuse and the Role of Toxic Stress.



- Collaboration with multiple community partners to improve inter-agency patient care.
- Various cancer related support groups, health programs, classes, and counseling.
- Foster the retention of new graduate nurses by creating a support system for success.
- Participate in high school internship program.
- Provide medical care at community events.

#### Valley View Hospital

- Partner with local non-profit to support the nutritional needs of patients in the community.
- Invest in the Roaring Fork School District by providing a majority of the staff salaries for the athletic trainers.
- Health promotion and information provided through media to educate the public about health issues.
- Support local nonprofits that specialize in mental health, education, and community wellness.
- Member of the Valley Health Alliance focused on improving access to quality care, population health management and reduce waste in the healthcare system.

**Table 2 - Investment Amounts**

Provider	Free or Discounted Services	Health Behaviors and Social Determinants of Health	Total
Avista Adventist Hospital	\$5,563,044	\$582,632	\$6,145,676
Boulder Community Health	\$53,073,548	\$870,407	\$53,943,955
Castle Rock Adventist Hospital	\$11,183,493	\$11,650	\$11,195,143
Children's Hospital Colorado	\$3,462,481	\$19,649,562	\$23,112,043
Community Hospital	\$5,919,192	\$224,400	\$6,143,592
Delta County Memorial Hospital	\$581,162	\$9,500	\$590,662
Denver Health and Hospital Authority	\$204,091,419	\$660,934	\$204,752,353
East Morgan County Hospital	\$1,030,550	\$13,825	\$1,044,375
Fort Collins Medical Center	\$9,241,836	\$58,506	\$9,300,342
Good Samaritan Medical Center	\$1,524,686	\$3,281,717	\$4,806,403
Littleton Adventist Hospital	\$17,495,678	\$344,503	\$17,840,181
Longmont United Hospital	\$16,040,266	\$19,526	\$16,059,792
Lutheran Medical Center	\$2,973,478	\$9,209,757	\$12,183,235
McKee Medical Center	\$8,014,370	\$277,422	\$8,291,792

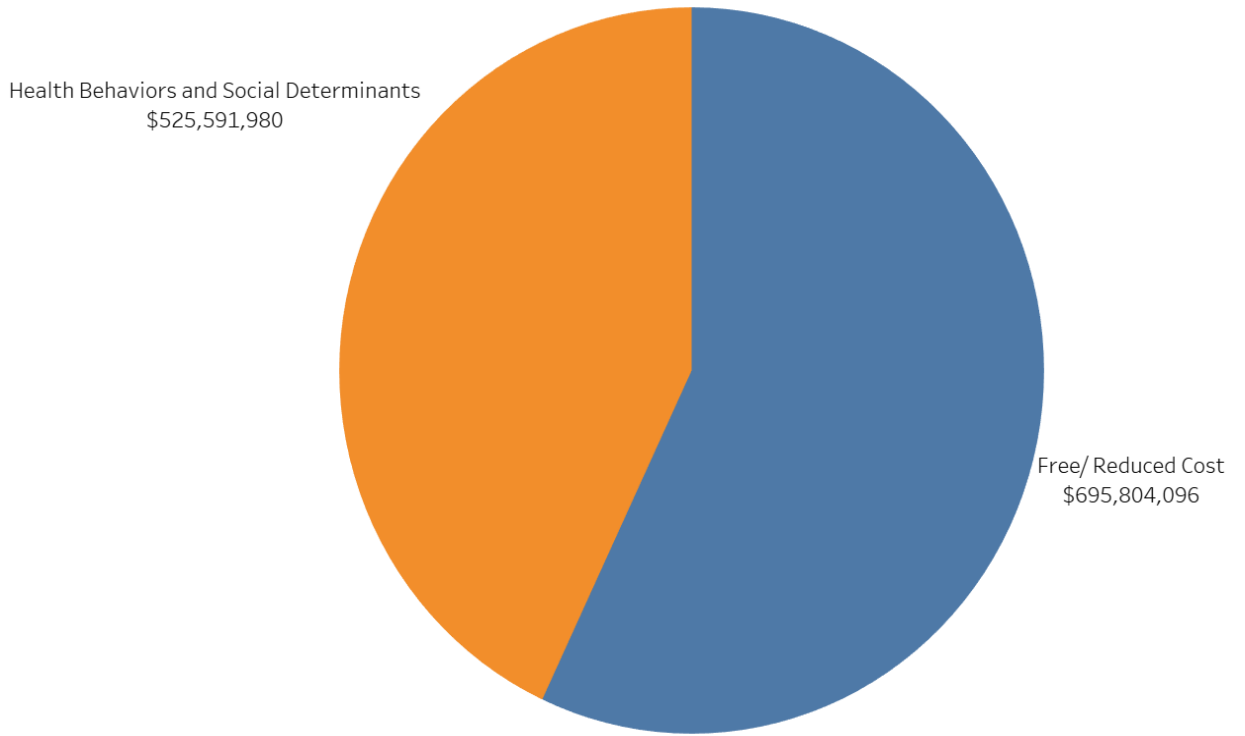


Provider	Free or Discounted Services	Health Behaviors and Social Determinants of Health	Total
Mercy Regional Medical Center	\$13,236,933	\$774,505	\$14,011,438
Montrose Memorial Hospital	\$8,104,300	\$1,010,674	\$9,114,974
National Jewish Health	\$72,218	\$31,591,272	\$31,663,490
North Colorado Medical Center	\$44,262,705	\$565,791	\$44,828,496
Parker Adventist Hospital	\$20,405,250	\$62,240	\$20,467,490
Parkview Medical Center	\$4,064,565	\$259,298	\$4,323,863
Penrose-St Francis Health Services	\$52,498,799	\$809,353	\$53,308,152
Platte Valley Medical Center	\$2,369,089	\$4,869,788	\$7,238,877
Porter Adventist Hospital	\$38,275,209	\$238,684	\$38,513,893
Saint Joseph Hospital	\$10,742,146	\$22,251,726	\$32,993,872
San Luis Valley Health	\$752,632	\$150,672	\$903,304
St Anthony Hospital	\$58,700,291	\$605,032	\$59,305,323
St Anthony Hospital North Health Campus	\$27,757,001	\$82,084	\$27,839,085
St Anthony Summit Medical Campus	\$5,563,044	\$513,412	\$6,076,456
St Mary Corwin Hospital	\$15,512,700	\$165,955	\$15,678,655
St Mary's Regional Medical Center	\$6,116,852	\$14,216,751	\$20,333,603
St Thomas More Hospital	\$1,003,388	\$8,296	\$1,011,684
St Vincent General Hospital District	\$181,872	\$10,907	\$192,779
Sterling Regional Medical Center	\$813,647	\$7,800	\$821,447
UCHealth Broomfield Hospital	\$326,947	\$1,841,359	\$2,168,306
UCHealth Grandview Hospital	\$118,951	\$514,036	\$632,987
UCHealth Highlands Ranch Hospital	\$16	\$119,070	\$119,086
UCHealth Longs Peak Hospital	\$396,769	\$21,233,134	\$21,629,903
UCHealth Medical Center of the Rockies	\$2,088,195	\$82,519,663	\$84,607,858
UCHealth Memorial Hospital	\$1,698,343	\$86,685,417	\$88,383,760
UCHealth Poudre Valley Hospital	\$2,421,701	\$50,740,540	\$53,162,241
UCHealth University of Colorado Hospital	\$1,866,764	\$149,745,703	\$151,612,467
UCHealth Yampa Valley Medical Center	\$658,550	\$3,631,595	\$4,290,145
Vail Health	\$19,821,554	\$13,997,818	\$33,819,372
Valley View Hospital	\$15,778,462	\$1,155,064	\$16,933,526
<b>Totals</b>	<b>\$695,804,096</b>	<b>\$525,591,980</b>	<b>\$1,221,396,076</b>

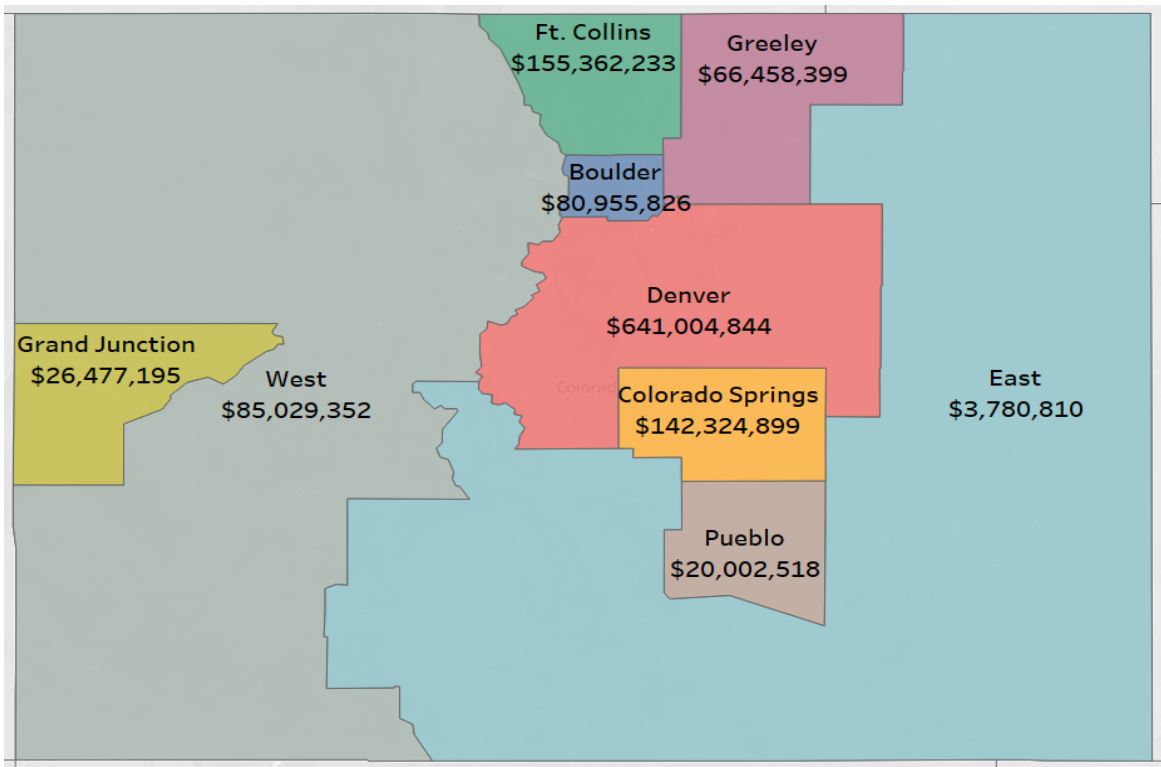
The overall investments across all categories reported totaled \$1,221,396,076. Free or reduced-cost health care services represents 57% of the total and programs addressing health behaviors or risks and social determinants of health represents 43% of the total.



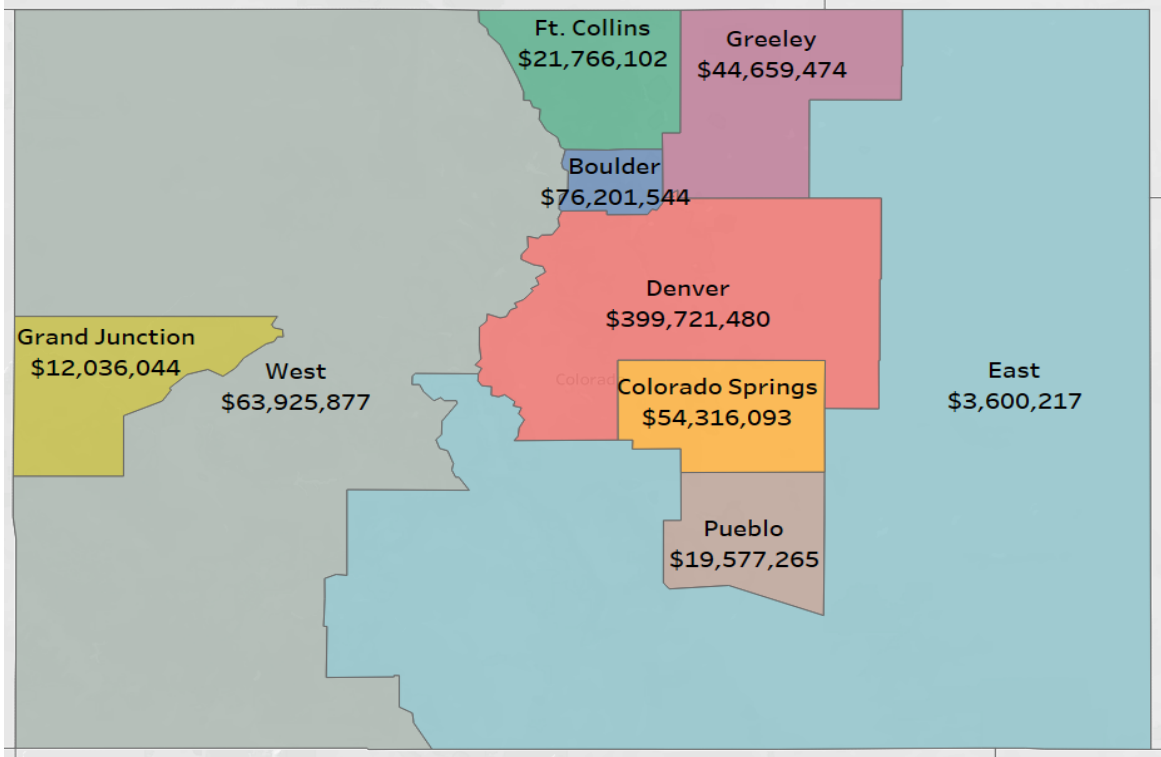
Graph 1 - Total of all investments report



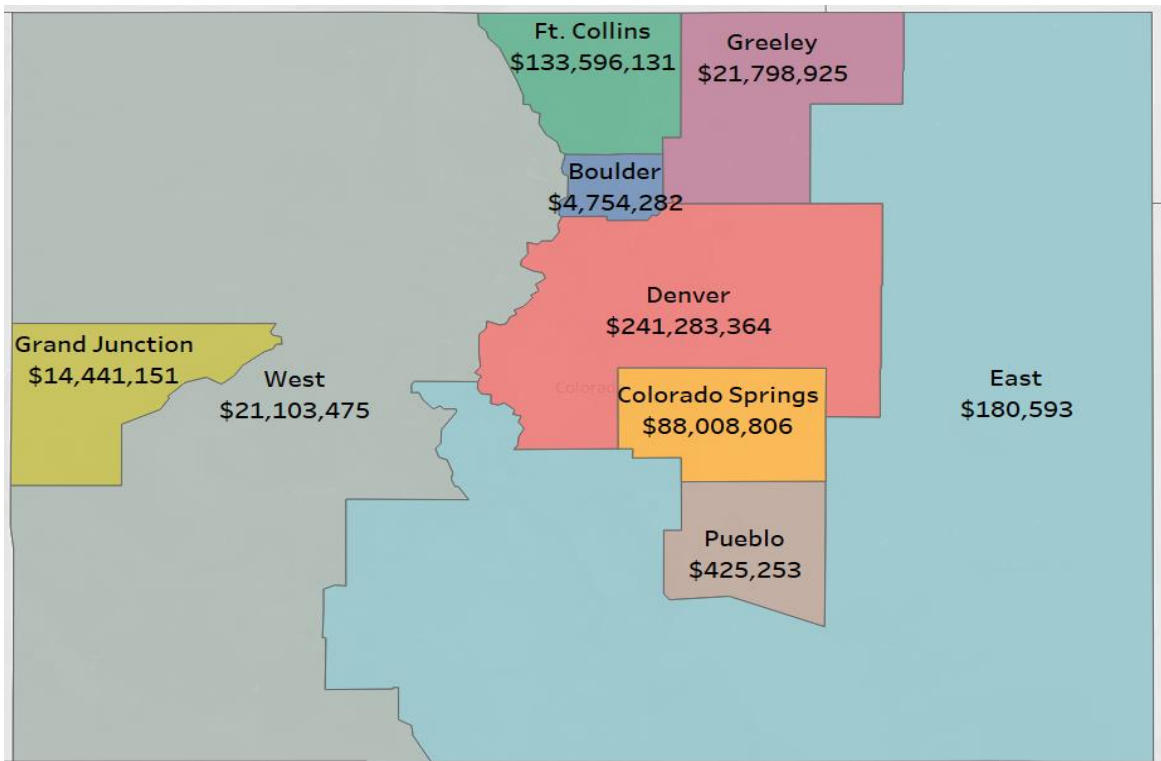
Graph 2 - Total of all investments reported by Division of Insurance region



Graph 3 - Free or reduced-cost health care services by Division of Insurance region



Graph 4 - Programs addressing health behaviors or risks and social determinants of health by Division of Insurance region



## IV. Recommendations

The Department is making the following recommendations to the General Assembly:

1. Hospitals experienced challenges to report their community benefit expenditures in the state's categories as those do not crosswalk to the federal categories exactly. While the Department will continue to provide guidance to hospitals, the General Assembly may wish to re-evaluate the categories that are being reported to align with federal definitions.
2. The current law does not require a minimum expenditure in any category or set priorities. The General Assembly may wish to establish community benefit priorities in future legislation.
3. Because there is currently no consistent national standard on what community benefit entails, the General Assembly may wish to include information on what other States have done or are doing as part of their community benefit process and oversight.
4. With no consistent national standard and no requirement on a minimum expenditure for community benefit, the General Assembly may wish to include additional information from the Schedule H as well as an audit on the tax benefit in order to have a better understanding of the hospitals tax exemption benefit and community benefit spending.



## V. Definitions

**Community** - the community that a hospital has defined as the community that it serves pursuant to 26 CFR § 1.501(r)-(b)(3).

**Community Benefit Implementation Plan** - a plan that satisfies the requirements of an implementation strategy as described in 26 CFR § 1.501(r)-3(c).

**Community Health Center** - a federally qualified health center as defined in 42 U.S.C. sec. 1395x(aa)(4) or a rural health clinic as defined in 42 U.S.C. sec. 1395x (aa)(2).

**Community Health Needs Assessment** - a community health needs assessment that satisfies the requirements of 26 CFR § 1.501(r)-3(b).

**Community Identified Health Need** - a health need of a Community that is identified in a Community Health Needs Assessment.

**Financial assistance policy (FAP)** - a written policy that meets the requirements described in § 1.501(r)- 4(b).

**Free or Discounted Health Care Services** - health care services provided by the hospital to persons who meet the hospital's criteria for financial assistance and are unable to pay for all or a portion of the services, or physical or behavioral health care services funded by the hospital but provided without charge to patients by other organizations in the Community. Free or Discounted Health Care Services does not include the following:

1. Services reimbursed through the Colorado Indigent Care Program (CICP),
2. Bad debt or uncollectable amounts owed that the hospital recorded as revenue but wrote off due to a patient's failure to pay, or the cost of providing care to such patients,
3. The difference between the cost of care provided under Medicaid or other means-tested government programs or under Medicare and the revenue derived therefrom,
4. Self-pay or prompt pay discounts, or

5. Contractual adjustments with any third-party payers.

**Health System** - a larger corporation or organizational structure that owns, contains, or operates more than one hospital.

**Programs that Address Health Behaviors or Risk** - programs funded by the hospital and provided by the hospital or other Community organizations that provide education, mentorship, or other supports that help people make or maintain healthy life choices or manage chronic disease, including addiction prevention and treatment programs, suicide prevention programs and mental health treatment, programs to prevent tobacco use, disease management programs, nutrition education programs, programs that support maternal health, including screening, referral and treatment for perinatal and postpartum depression and anxiety, and healthy birth outcomes, and programs that help seniors and people with disabilities live as independently as possible in the Community.

**Programs that Address the Social Determinants of Health** - funding or in-kind programs or services that improve social, economic, and environmental conditions that impact health in the Community. Social and economic conditions that impact health include education; employment; income; family and social support; and Community safety. Environmental conditions that impact health include air and water quality, housing, and transit. Programs that Address the Social Determinants of Health include but are not limited to the following:

1. Job training programs,
2. Support for early childhood and elementary, middle, junior-high, and high school education,
3. Programs that increase access to nutritious food and safe housing,
4. Medical Legal Partnerships, and
5. Community-building activities that could be included in Part II of Schedule H of the Form 990.

### **Reporting Hospital**

1. A hospital licensed as a general hospital pursuant to Part 1 of Article 3 of Title 25 of the Colorado Revised Statutes and exempt from Federal



taxation pursuant to Section 501(c)(3) of the Federal Internal Revenue code, but not including a general hospital that is federally certified or undergoing federal certification as a long-term care hospital pursuant to 42 CFR § 412.23(e) or that is federally certified or undergoing federal certification as a critical access hospital pursuant to 42 CFR § 485 Subpart F,

2. A hospital established pursuant to § 25-29-103 C.R.S., or
3. A hospital established pursuant to § 23-21-503 C.R.S.

**Safety Net Clinic** - a Community clinic licensed or certified by the Department of Public Health and Environment pursuant to Section § 25-1.5-103 (1)(a)(I) or (1)(a)(II), C.R.S.





## Hospital Expenditure Report Detailed Data by Hospital

Data Reporting Status						
Hospital	System	Beds	Years reported	Same-Store Analysis	Notes	
Animas Surgical Hospital		12	2019			
Arkansas Valley Regional Medical Center		25	2012 - 2019	TRUE		
Aspen Valley Hospital		25	2019			
Avista Adventist Hospital	Centura Health Adventist	114	2012 - 2019	TRUE		
Banner Fort Collins Medical Center	Banner Health	23	2016 - 2019			New hospital
Boulder Community Health		178	2012 - 2019	TRUE		
Castle Rock Adventist Hospital	Centura Health Adventist	55	2012 - 2019	TRUE		
Children's Hospital Colorado	Children's Hospital CO	465	2012 - 2019	TRUE		
Children's Hospital Colorado Springs	Children's Hospital CO	99	2019			New hospital
Colorado Canyons Hospital and Medical Center		25	2015 - 2019			
Colorado Plains Medical Center		50	2012 - 2019	TRUE		
Community Hospital		60	2019			
Delta County Memorial Hospital		49	2012 - 2019	TRUE		
Denver Health Medical Center		555	2012 - 2019	TRUE		
East Morgan County Hospital	Banner Health	25	2012 - 2019	TRUE		
Estes Park Health		23	2012 - 2019	TRUE		
Good Samaritan Medical Center	SCL Health	234	2012 - 2019	TRUE		
Grand River Hospital District		25	2014 - 2019	TRUE		
Gunnison Valley Health		24	2012 - 2019	TRUE		
Haxtun Hospital District		25	2015 - 2018			
Heart of the Rockies Regional Medical Center		25	2012 - 2019	TRUE		
Keefe Memorial Health Service District		25	2019			
Kit Carson County Health Service District		19	2012 - 2018			
Lincoln Community Hospital		15	2012 - 2019			
Littleton Adventist Hospital	Centura Health Adventist	231	2012 - 2019	TRUE		
Longmont United Hospital	Centura Health CHI	186	2016 - 2019			
Lutheran Medical Center	SCL Health	338	2012 - 2019	TRUE		
McKee Medical Center	Banner Health	115	2012 - 2019	TRUE		
Melissa Memorial Hospital		15	2012 - 2019, missing 2017			
Memorial Regional Health		25	None			
Mercy Regional Medical Center	Centura Health CHI	82	2012 - 2019	TRUE		
Middle Park Medical Center - Kremmling		23	None			
Montrose Memorial Hospital		75	2019			
Mt. San Rafael Hospital		25	2012 - 2019	TRUE		
National Jewish Health		46	2012 - 2019	TRUE		
North Colorado Medical Center	Banner Health	378	2012 - 2019	TRUE		
North Suburban Medical Center	HealthONE	157	2012 - 2019	TRUE		Historic reporting at system level
OrthoColorado Hospital	Centura Health CHI	48	2012 - 2019	TRUE		
Pagosa Springs Medical Center		11	2019			
Parker Adventist Hospital	Centura Health Adventist	170	2012 - 2019	TRUE		
Parkview Medical Center		350	2012 - 2019	TRUE		
Penrose-St. Francis Health Services	Centura Health CHI	327	2012 - 2019	TRUE		
Pioneers Medical Center		10	2012 - 2019	TRUE		
Platte Valley Medical Center	SCL Health	98	2012 - 2019	TRUE		
Porter Adventist Hospital	Centura Health Adventist	368	2012 - 2019	TRUE		
Presbyterian/St. Luke's Medical Center	HealthONE	680	2012 - 2019	TRUE		Historic reporting at system level
Prowers Medical Center		25	2019			
Rangely District Hospital		25	2012 - 2019			
Rio Grande Hospital		17	2012 - 2019	TRUE		
Rose Medical Center	HealthONE	422	2012 - 2019	TRUE		Historic reporting at system level
San Luis Valley Health Conejos County Hospital	San Luis Valley	17	2012 - 2019	TRUE		
San Luis Valley Health Regional Medical Center	San Luis Valley	49	2012 - 2019	TRUE		
Sedgwick County Health Center		15	2012 - 2019	TRUE		
Sky Ridge Medical Center	HealthONE	284	2012 - 2019	TRUE		Historic reporting at system level
Southeast Colorado Hospital District		23	2014 - 2019	TRUE		
Southwest Health System, Inc.		25	2019			
Spanish Peaks Regional Health Center		20	2017 - 2019			
St. Anthony Hospital	Centura Health CHI	237	2012 - 2019	TRUE		
St. Anthony North Health Campus	Centura Health CHI	100	2012 - 2019	TRUE		
St. Anthony Summit Medical Center	Centura Health CHI	35	2012 - 2019	TRUE		
St. Joseph Hospital	SCL Health	400	2012 - 2019	TRUE		
St. Mary-Corwin Medical Center	Centura Health CHI	408	2012 - 2019	TRUE		
St. Mary's Hospital & Medical Center, Inc.	SCL Health	346	2012 - 2019	TRUE		
St. Thomas More Hospital	Centura Health CHI	25	2012 - 2019	TRUE		
St. Vincent General Hospital District		25	2012 - 2019	TRUE		
Sterling Regional MedCenter	Banner Health	25	2012 - 2019	TRUE		
Swedish Medical Center	HealthONE	408	2012 - 2019	TRUE		Historic reporting at system level
The Medical Center of Aurora	HealthONE	346	2012 - 2019	TRUE		Historic reporting at system level
UCHealth Broomfield Hospital	UCHealth	22	2018 - 2019			New hospital
UCHealth Grandview Hospital	UCHealth	22	2018 - 2019			New hospital
UCHealth Greeley	UCHealth	50	2018 - 2019			New hospital
UCHealth Highlands Ranch	UCHealth	87	2018 - 2019			New hospital
UCHealth Longs Peak Hospital	UCHealth	51	2018 - 2019			New hospital
UCHealth Medical Center of the Rockies	UCHealth	174	2014 - 2019	TRUE		
UCHealth Memorial Hospital Central	UCHealth	583	2014 - 2019	TRUE		
UCHealth Pikes Peak Regional Hospital	UCHealth	15	2018 - 2019			
UCHealth Poudre Valley Hospital	UCHealth	255	2014 - 2019	TRUE		
UCHealth University of Colorado Hospital	UCHealth	673	2014 - 2019	TRUE		
UCHealth Yampa Valley Medical Center	UCHealth	39	2018 - 2019			
Vail Health Hospital		56	2012 - 2019	TRUE		
Valley View Hospital		78	2012 - 2019	TRUE		
Weisbrod Memorial County Hospital		25	2012 - 2019	TRUE		
Wray Community District Hospital		15	2012 - 2019	TRUE		
Yuma District Hospital		15	None			

Hospital Expenditure Report Detailed Data by Hospital

Bad Debt Costs by Payer Type 2019

Size	Hospital	System	DOI	Beds	Medicare	Medicaid	Commercial	Self Pay	CICP/Other
Small (25 beds or less)	Animas Surgical Hospital		9 - West	12 Rural	\$12,613	\$15,777	\$136,953	\$123,830	\$1,903
	Aspen Valley Hospital		9 - West	25 CAH	\$96,874	\$10,049	\$1,250,753	\$1,425,630	\$47,581
	Banner Fort Collins Medical Center	Banner Health	4 - Ft. Collins	23 Urban	\$82,246	\$15,878	\$719,827	\$266,613	\$45,943
	Colorado Canyons Hospital and Medical Center		5 - Grand Junction	25 CAH	\$253,353	\$7,038	\$147,789	\$295,578	
	East Morgan County Hospital	Banner Health	8 - East	25 CAH	\$89,498	\$40,593	\$393,411	\$36,043	\$41,876
	Estes Park Health		4 - Ft. Collins	25 CAH	\$45,348	\$6,478	\$323,914	\$226,740	\$45,348
	Grand River Hospital District		9 - West	25 CAH	\$13,435	\$22,563	\$54,042	\$2,478,288	\$6,582
	Gunnison Valley Health		9 - West	24 CAH	\$18,812	\$9,406	\$442,079	\$470,297	
	Haxtun Hospital District		8 - East	25 CAH					
	Heart of the Rockies Regional Medical Center		8 - East	25 CAH	\$50,548	\$5,347	\$331,661	\$636,706	\$16,332
	Keefe Memorial Health Service District		8 - East	25 CAH	\$34,068		\$34,068	\$158,983	
	Kit Carson County Health Service District		8 - East	19 CAH					
	Lincoln Community Hospital		8 - East	15 CAH*			\$467,185	\$835,270	\$113,257
	Melissa Memorial Hospital		8 - East	15 CAH				\$673,254	
	Memorial Regional Health		9 - West	25 CAH*					
	Middle Park Medical Center - Kremmling		9 - West	23 CAH					
	Mt. San Rafael Hospital		8 - East	25 CAH*	\$324,039	\$149,556	\$535,910	\$236,797	
	Pagosa Springs Medical Center		9 - West	11 CAH					\$1,835,277
	Prowers Medical Center		8 - East	25 CAH	\$59,699	\$3,829	\$120,449	\$329,133	\$540
	Rangely District Hospital		9 - West	25 CAH*					
	Rio Grande Hospital		8 - East	17 CAH	\$5,167		\$249,578	\$638,266	\$41,208
	San Luis Valley Health Conejos County Hospital	San Luis Valley	8 - East	17 CAH	\$90,497	\$51,480	\$22,399	\$8,671	\$7,586
	Sedgwick County Health Center		8 - East	15 CAH*	\$59,974	\$21,809	\$158,113	\$305,322	
	Southwest Colorado Hospital District		8 - East	23 CAH*	-\$8,743	\$102,100	\$5,948	\$43,680	
	Southwest Health System, Inc.		9 - West	25 CAH					
	Spanish Peaks Regional Health Center		8 - East	20 CAH*	\$15,727	\$2,018	\$35,275	\$65,517	\$6,792
	St. Thomas More Hospital	Centura Health CHI	8 - East	25 CAH	\$153,372	\$55,605	\$456,456	\$255,618	\$42,283
	St. Vincent General Hospital District		9 - West	25 CAH	\$335,746	\$298,441	\$522,272	\$87,045	
	Sterling Regional MedCenter	Banner Health	8 - East	25 Rural	\$232,452	\$67,225	\$378,719	\$164,253	\$25,464
	UCHealth Grandview Hospital	UCHealth	2 - Colorado Springs	22 Urban	\$5		\$62,980	\$79,430	\$514
	UCHealth Pikes Peak Regional Hospital	UCHealth	2 - Colorado Springs	15 CAH	\$328		\$12,870	\$159,064	\$0
	Weisbrod Memorial County Hospital		8 - East	25 CAH*					\$27,816
	Wray Community District Hospital		8 - East	16 CAH*	\$127,340	\$42,707	\$513	\$738,269	\$161
Yuma District Hospital		8 - East	15 CAH*						
Subtotal				727	\$2,092,398	\$927,898	\$6,863,162	\$10,738,300	\$2,306,461
Medium (26-90 beds)	Arkansas Valley Regional Medical Center		8 - East	55 CAH	\$58,021	\$16,586	\$1,300,876	\$361,294	\$47,435
	Castle Rock Adventist Hospital	Centura Health Adventist	3 - Denver	55 Urban	\$36,816	-\$21,560	\$837,019	\$822,593	\$22,637
	Colorado Plains Medical Center		8 - East	50 Rural	\$389,941	\$255,121	\$284,159	\$50,817	\$58,076
	Community Hospital		5 - Grand Junction	44 Urban	\$872,763		\$1,454,604	\$905,087	
	Delta County Memorial Hospital		9 - West	49 Rural	\$515,329	\$171,776	\$229,035	\$28,629	\$9,543
	Mercy Regional Medical Center	Centura Health CHI	9 - West	82 Rural	\$183,463	-\$133,208	\$1,343,050	\$549,406	\$34,451
	Montrose Memorial Hospital		9 - West	75 Rural	\$194,220	\$48,742	\$277,907	\$976,286	\$79,155
	National Jewish Health		3 - Denver	46 Urban	\$505,985	\$12,302	\$1,134,866	\$112,257	\$21,529
	OrthoColorado Hospital	Centura Health CHI	3 - Denver	48 Urban	\$101,157	-\$829	\$29,992	-\$35,009	\$297
	Pioneers Medical Center		9 - West	40 CAH*	\$724	\$19,232	\$263,726	\$296,510	\$166,823
	San Luis Valley Health Regional Medical Center	San Luis Valley	8 - East	49 Rural	\$872,983	\$618,716	\$408,946	\$80,518	\$137,728
	St. Anthony Summit Medical Center	Centura Health CHI	9 - West	35 Rural	\$25,729	\$32,539	\$1,598,917	\$1,461,858	\$58,478
	UCHealth Broomfield Hospital	UCHealth	3 - Denver	40 Urban	\$12		\$147,592	\$210,323	\$1,155
	UCHealth Longs Peak Hospital	UCHealth	6 - Greeley	51 Urban	\$218,931		\$215,379	\$1,007,009	\$0
	UCHealth Yampa Valley Medical Center	UCHealth	9 - West	39 Rural	\$213,218		\$408,581	\$705,655	\$46,814
Vail Health Hospital		9 - West	58 Rural	\$83,375	\$45,475	\$1,765,001	\$6,014,890	\$11,153	
Valley View Hospital		9 - West	78 Rural				\$2,294,500		
Subtotal				1031	\$4,272,667	\$1,064,892	\$11,699,650	\$15,842,622	\$695,274
Large (91 or more beds)	Avista Adventist Hospital	Centura Health Adventist	1 - Boulder	114 Urban	\$164,164	-\$22,761	\$631,351	\$683,745	\$5,271
	Boulder Community Health		1 - Boulder	167 Urban	\$1,305,896	\$273,678	\$1,017,672	\$27,745	\$68,689
	Children's Hospital Colorado	Children's Hospital CO	3 - Denver	465 Urban				\$6,519,234	
	Denver Health Medical Center		3 - Denver	555 Urban	\$2,473,370	\$455,615	\$6,366,069	\$23,245,099	\$2,929,837
	Good Samaritan Medical Center	SCL Health	1 - Boulder	234 Urban	\$83,039	\$28,836	\$402,872	\$231,387	\$182,530
	Littleton Adventist Hospital	Centura Health Adventist	3 - Denver	231 Urban	\$167,874	-\$76,359	\$1,069,415	\$2,047,358	-\$19,515
	Longmont United Hospital	Centura Health CHI	1 - Boulder	186 Urban	\$65,336	-\$37,090	\$1,201,139	\$1,170,051	-\$35,323
	Lutheran Medical Center	SCL Health	3 - Denver	362 Urban	\$3,249	\$52,324	\$564,949	\$1,115,756	\$181,470
	McKee Medical Center	Banner Health	4 - Ft. Collins	115 Urban	\$252,816	\$75,404	\$854,881	\$350,340	\$40,624
	North Colorado Medical Center	Banner Health	6 - Greeley	378 Urban	\$797,611	\$285,200	\$3,358,950	\$1,199,981	\$92,060
	North Suburban Medical Center	HealthONE	3 - Denver	157 Urban	\$176,469	\$2,444	\$776,952	\$1,230,492	\$36,858
	Parker Adventist Hospital	Centura Health Adventist	3 - Denver	170 Urban	\$161,374	-\$8,020	\$1,578,209	\$1,779,316	-\$71,704
	Parkview Medical Center		7 - Pueblo	350 Urban	\$189,950	\$18,684	\$1,223,776	\$1,597,448	\$84,076
	Penrose-St. Francis Health Services	Centura Health CHI	2 - Colorado Springs	522 Urban	\$1,339,119	\$387,796	\$2,121,360	\$3,398,672	\$492,320
	Platte Valley Medical Center	SCL Health	3 - Denver	98 Urban	\$80,701	\$42,904	\$1,885,941	\$918,465	\$694,979
	Porter Adventist Hospital	Centura Health Adventist	3 - Denver	368 Urban	\$608,500	-\$145,858	\$904,170	\$1,089,977	-\$37,008
	Presbyterian/St. Luke's Medical Center	HealthONE	3 - Denver	680 Urban	\$245,409	\$6,560	\$817,361	\$695,929	\$42,977
	Rose Medical Center	HealthONE	3 - Denver	402 Urban				\$1,593,874	
	Sky Ridge Medical Center	HealthONE	3 - Denver	284 Urban	\$95,074		\$588,510	\$270,807	\$41,169
	St. Anthony Hospital	Centura Health CHI	3 - Denver	237 Urban	\$566,476	-\$711,786	\$2,110,927	\$2,504,767	\$92,788
	St. Anthony North Health Campus	Centura Health CHI	3 - Denver	100 Urban	\$243,122	-\$67,583	\$1,292,395	\$2,039,429	\$60,052
	St. Joseph Hospital	SCL Health	3 - Denver	400 Urban	\$117,832	\$59,087	\$714,327	\$450,082	\$68,106
	St. Mary-Corwin Medical Center	Centura Health CHI	7 - Pueblo	408 Urban	\$300,575	-\$6,850	\$462,378	\$235,427	-\$1,753
	St. Mary's Hospital & Medical Center, Inc.	SCL Health	5 - Grand Junction	346 Urban	\$308,547	\$122,360	\$1,443,963	\$2,022,584	\$579,080
	Swedish Medical Center	HealthONE	3 - Denver	408 Urban	\$427,808	\$8,162	\$1,354,548	\$1,531,565	\$51,091
	The Medical Center of Aurora	HealthONE	3 - Denver	346 Urban	\$438,728	\$5,476	\$1,779,326	\$2,183,490	\$62,170
	UCHealth Medical Center of the Rockies	UCHealth	4 - Ft. Collins	174 Urban	\$249,499	\$179,844	\$1,659,421	\$2,979,905	\$54,038
UCHealth Memorial Hospital Central	UCHealth	2 - Colorado Springs	553 Urban	\$686,206	\$456,413	\$1,819,311	\$5,683,902	\$340,054	
UCHealth Poudre Valley Hospital	UCHealth	4 - Ft. Collins	255 Urban	\$396,871	\$258,334	\$1,279,791	\$3,141,997	\$63,651	
UCHealth University of Colorado Hospital	UCHealth	3 - Denver	699 Urban	\$1,038,025	\$415,825	\$2,819,966	\$11,324,837	\$220,402	
Children's Hospital Colorado Springs	Children's Hospital CO	2 - Colorado Springs	99 Urban				\$1,567,550		
Subtotal				9863	\$12,983,640	\$2,058,641	\$42,099,929	\$84,831,210	\$6,198,885
Total				11621	\$19,348,705	\$4,051,431	\$60,662,742	\$111,412,133	\$9,200,620

\* These Critical Access Hospitals have a Frontier Designation (are based in any county with less than 6 people/square mile)

Hospital Expenditure Report Detailed Data by Hospital

Bad Debt Charges by Payer Type 2019

Size	Hospital	System	DOI	Beds	Medicare	Medicaid	Commercial	Self Pay	CICP/Other
Small (25 beds or less)	Animas Surgical Hospital		9 - West	12 Rural	\$47,581	\$59,515	\$516,622	\$467,118	\$7,179
	Aspen Valley Hospital		9 - West	25 CAH	\$128,993	\$13,381	\$1,665,440	\$1,898,298	\$63,356
	Banner Fort Collins Medical Center	Banner Health	4 - Ft. Collins	23 Urban	\$190,234	\$36,725	\$1,664,944	\$616,669	\$106,265
	Colorado Canyons Hospital and Medical Center		5 - Grand Junction	25 CAH	\$587,072	\$16,308	\$342,459	\$684,918	
	East Morgan County Hospital	Banner Health	8 - East	25 CAH	\$162,996	\$73,929	\$716,491	\$65,643	\$76,266
	Estes Park Health		4 - Ft. Collins	25 CAH	\$79,118	\$11,303	\$565,126	\$395,588	\$79,118
	Grand River Hospital District		9 - West	25 CAH	\$26,667	\$44,785	\$107,266	\$4,919,091	\$13,064
	Gunnison Valley Health		9 - West	24 CAH	\$40,634	\$20,317	\$954,891	\$1,015,842	
	Haxtun Hospital District		8 - East	25 CAH					
	Heart of the Rockies Regional Medical Center		8 - East	25 CAH	\$110,002	\$11,636	\$721,763	\$1,385,607	\$35,541
	Keefe Memorial Health Service District		8 - East	25 CAH	\$62,239		\$62,239	\$290,450	
	Kit Carson County Health Service District		8 - East	19 CAH					
	Lincoln Community Hospital		8 - East	15 CAH*			\$727,120	\$1,300,002	\$176,272
	Melissa Memorial Hospital		8 - East	15 CAH				\$957,240	
	Memorial Regional Health		9 - West	25 CAH*					
	Middle Park Medical Center - Kremmling		9 - West	23 CAH					
	Mt. San Rafael Hospital		8 - East	25 CAH*	\$795,408	\$367,111	\$1,315,482	\$581,259	
	Pagosa Springs Medical Center		9 - West	11 CAH					\$3,470,959
	Prowers Medical Center		8 - East	25 CAH	\$91,055	\$5,839	\$183,712	\$502,002	\$823
	Rangely District Hospital		9 - West	25 CAH*					
	Rio Grande Hospital		8 - East	17 CAH	\$8,311		\$401,450	\$1,026,662	\$66,284
	San Luis Valley Health Conejos County Hospital	San Luis Valley	8 - East	17 CAH	\$151,297	\$86,067	\$37,447	\$14,496	\$12,682
	Sedgwick County Health Center		8 - East	15 CAH*	\$94,750	\$34,455	\$249,796	\$482,366	
	Southeast Colorado Hospital District		8 - East	23 CAH*	-\$10,806	\$126,194	\$7,352	\$53,988	
	Southwest Health System, Inc.		9 - West	25 CAH					
	Spanish Peaks Regional Health Center		8 - East	20 CAH*	\$27,523	\$3,531	\$61,733	\$114,659	\$11,886
	St. Thomas More Hospital	Centura Health CHI	8 - East	25 CAH	\$539,877	\$195,731	\$1,606,751	\$899,788	\$148,839
	St. Vincent General Hospital District		9 - West	25 CAH	\$418,547	\$372,042	\$651,073	\$108,512	
	Sterling Regional MedCenter	Banner Health	8 - East	25 Rural	\$554,882	\$160,473	\$904,034	\$392,086	\$60,784
	UCHealth Grandview Hospital	UCHealth	2 - Colorado Springs	22 Urban	\$21		\$242,983	\$306,452	\$1,984
	UCHealth Pikes Peak Regional Hospital	UCHealth	2 - Colorado Springs	15 CAH	\$707		\$27,721	\$342,624	-\$1
	Weisbrod Memorial County Hospital		8 - East	25 CAH*					\$26,912
	Wray Community District Hospital		8 - East	16 CAH*	\$196,439	\$65,881	\$792	\$1,138,882	\$249
	Yuma District Hospital		8 - East	15 CAH*					
	Subtotal				727	\$4,303,547	\$1,705,223	\$13,734,687	\$19,960,242
Medium (26-90 beds)	Arkansas Valley Regional Medical Center		8 - East	55 CAH	\$126,205	\$36,078	\$2,829,612	\$785,872	\$103,179
	Castle Rock Adventist Hospital	Centura Health Adventist	3 - Denver	55 Urban	\$159,458	-\$93,382	\$3,625,325	\$3,562,841	\$98,047
	Colorado Plains Medical Center		8 - East	50 Rural	\$1,455,076	\$951,991	\$1,060,348	\$189,624	\$212,844
	Community Hospital		5 - Grand Junction	44 Urban	\$2,787,566		\$4,645,944	\$2,890,809	
	Delta County Memorial Hospital		9 - West	49 Rural	\$1,199,913	\$399,971	\$533,295	\$66,662	\$22,221
	Mercy Regional Medical Center	Centura Health CHI	9 - West	82 Rural	\$642,125	-\$466,233	\$4,700,714	\$1,922,936	\$120,580
	Montrose Memorial Hospital		9 - West	75 Rural	\$552,820	\$138,738	\$791,024	\$2,778,861	\$225,302
	National Jewish Health		3 - Denver	46 Urban	\$761,967	\$18,526	\$1,709,004	\$169,048	\$32,420
	OrthoColorado Hospital	Centura Health CHI	3 - Denver	48 Urban	\$572,298	-\$4,689	\$169,678	-\$198,062	\$1,678
	Pioneers Medical Center		9 - West	40 CAH*	\$855	\$22,714	\$311,487	\$350,208	\$197,035
	San Luis Valley Health Regional Medical Center	San Luis Valley	8 - East	49 Rural	\$2,056,593	\$1,457,585	\$963,404	\$189,686	\$324,463
	St. Anthony Summit Medical Center	Centura Health CHI	9 - West	35 Rural	\$92,108	\$116,488	\$5,724,016	\$5,233,353	\$209,347
	UCHealth Broomfield Hospital	UCHealth	3 - Denver	40 Urban	\$23		\$284,440	\$405,335	\$2,226
	UCHealth Longs Peak Hospital	UCHealth	6 - Greeley	51 Urban	\$686,358	\$675,222	\$3,157,018		\$1
	UCHealth Yampa Valley Medical Center	UCHealth	9 - West	39 Rural	\$345,573		\$662,206	\$1,143,689	\$75,873
	Vail Health Hospital		9 - West	58 Rural	\$149,130	\$81,339	\$3,156,993	\$10,758,614	\$19,949
	Valley View Hospital		9 - West	78 Rural				\$5,050,398	
	Subtotal				1031	\$11,588,067	\$2,659,126	\$31,842,710	\$38,456,893
Large (91 or more beds)	Avista Adventist Hospital	Centura Health Adventist	1 - Boulder	114 Urban	\$727,937	-\$100,928	\$2,799,545	\$3,031,870	\$23,372
	Boulder Community Health		1 - Boulder	167 Urban	\$6,042,779	\$1,266,391	\$4,709,080	\$128,384	\$317,844
	Children's Hospital Colorado	Children's Hospital CO	3 - Denver	465 Urban				\$17,654,929	
	Denver Health Medical Center		3 - Denver	555 Urban	\$6,889,127	\$1,269,034	\$17,731,541	\$64,745,045	\$8,160,535
	Good Samaritan Medical Center	SCL Health	1 - Boulder	234 Urban	\$451,544	\$156,806	\$2,190,725	\$1,258,228	\$992,556
	Littleton Adventist Hospital	Centura Health Adventist	3 - Denver	231 Urban	\$914,284	-\$415,869	\$5,824,300	\$11,150,419	-\$106,284
	Longmont United Hospital	Centura Health CHI	1 - Boulder	186 Urban	\$271,385	-\$154,059	\$4,989,127	\$4,859,997	-\$146,721
	Lutheran Medical Center	SCL Health	3 - Denver	362 Urban	\$16,864	\$271,608	\$2,932,595	\$5,791,777	\$941,994
	McKee Medical Center	Banner Health	4 - Ft. Collins	115 Urban	\$834,235	\$248,817	\$2,820,910	\$1,156,043	\$134,050
	North Colorado Medical Center	Banner Health	6 - Greeley	378 Urban	\$2,669,418	\$954,498	\$11,241,616	\$4,016,054	\$308,103
	North Suburban Medical Center	HealthONE	3 - Denver	157 Urban	\$1,805,000	\$25,000	\$7,947,000	\$12,586,000	\$377,000
	Parker Adventist Hospital	Centura Health Adventist	3 - Denver	170 Urban	\$796,561	-\$39,586	\$7,790,204	\$8,782,888	-\$353,938
	Parkview Medical Center		7 - Pueblo	350 Urban	\$1,117,534	\$109,921	\$7,199,848	\$9,398,275	\$494,646
	Penrose-St. Francis Health Services	Centura Health CHI	2 - Colorado Springs	522 Urban	\$6,979,020	\$2,021,057	\$11,055,783	\$17,712,686	\$2,565,800
	Platte Valley Medical Center	SCL Health	3 - Denver	98 Urban	\$234,733	\$124,795	\$5,485,594	\$2,671,517	\$2,021,471
	Porter Adventist Hospital	Centura Health Adventist	3 - Denver	368 Urban	\$2,696,913	-\$646,453	\$4,007,338	\$4,830,849	-\$164,023
	Presbyterian/St. Luke's Medical Center	HealthONE	3 - Denver	680 Urban	\$1,833,000	\$49,000	\$6,105,000	\$5,198,000	\$321,000
	Rose Medical Center	HealthONE	3 - Denver	402 Urban				\$13,618,000	
	Sky Ridge Medical Center	HealthONE	3 - Denver	284 Urban	\$963,000		\$5,961,000	\$2,743,000	\$417,000
	St. Anthony Hospital	Centura Health CHI	3 - Denver	237 Urban	\$2,908,375	-\$3,654,421	\$10,837,830	\$12,859,866	\$476,388
	St. Anthony North Health Campus	Centura Health CHI	3 - Denver	100 Urban	\$1,220,537	-\$339,282	\$6,488,157	\$10,238,460	-\$301,476
	St. Joseph Hospital	SCL Health	3 - Denver	400 Urban	\$608,504	\$305,137	\$3,688,902	\$2,324,301	\$351,710
	St. Mary-Corwin Medical Center	Centura Health CHI	7 - Pueblo	408 Urban	\$1,485,733	-\$33,858	\$2,285,518	\$1,163,706	-\$8,664
	St. Mary's Hospital & Medical Center, Inc.	SCL Health	5 - Grand Junction	346 Urban	\$1,035,843	\$410,782	\$4,847,628	\$6,790,156	\$1,944,068
	Swedish Medical Center	HealthONE	3 - Denver	408 Urban	\$4,036,000	\$77,000	\$12,779,000	\$14,449,000	\$482,000
	The Medical Center of Aurora	HealthONE	3 - Denver	346 Urban	\$3,846,000	\$48,000	\$15,598,000	\$19,141,000	\$545,000
	UCHealth Medical Center of the Rockies	UCHealth	4 - Ft. Collins	174 Urban	\$899,067	\$648,067	\$5,979,707	\$10,738,056	\$194,724
	UCHealth Memorial Hospital Central	UCHealth	2 - Colorado Springs	553 Urban	\$3,311,169	\$2,202,345	\$8,778,775	\$27,426,702	\$1,640,873
	UCHealth Poudre Valley Hospital	UCHealth	4 - Ft. Collins	255 Urban	\$1,357,753	\$883,796	\$4,378,345	\$10,749,218	\$217,759
	UCHealth University of Colorado Hospital	UCHealth	3 - Denver	699 Urban	\$5,138,214	\$2,058,328	\$13,958,799	\$56,057,819	\$1,090,990
	Children's Hospital Colorado Springs	Children's Hospital CO	2 - Colorado Springs	99 Urban				\$4,672,918	
Subtotal				9863	\$61,090,528	\$7,745,928	\$200,411,867	\$367,945,163	\$22,937,776
Total				11621	\$76,982,142	\$12,110,276	\$245,989,264	\$426,362,298	\$28,941,402

\* These Critical Access Hospitals have a Frontier Designation (are based in any county with less than 6 people/square mile)

Charity Care Costs by Payer Type 2019

Size	Hospital	System	DOI	Beds	Medicare	Medicaid	Commercial	Self Pay	CICP/Other
Small (25 beds or less)	Animas Surgical Hospital		9 - West	12 Rural	\$777	\$211	\$309	\$27,442	
	Aspen Valley Hospital		9 - West	25 CAH	\$40,266	\$7,680	\$204,028	\$207,367	\$1,067,970
	Banner Fort Collins Medical Center	Banner Health	4 - Ft. Collins	23 Urban	\$954		\$25,785	\$700,952	\$1,377
	Colorado Canyons Hospital and Medical Center		5 - Grand Junction	25 CAH	\$10,322		\$47,188	\$22,120	\$67,833
	East Morgan County Hospital	Banner Health	8 - East	25 CAH	\$17,699		\$24,290	\$519,240	\$4,653
	Estes Park Health		4 - Ft. Collins	25 CAH			\$146,724	\$422,564	\$17,607
	Grand River Hospital District		9 - West	25 CAH	\$7,768	-\$23,012	\$197,035	\$618,385	\$336,904
	Gunnison Valley Health		9 - West	24 CAH			\$451,359		
	Haxtun Hospital District		8 - East	25 CAH					
	Heart of the Rockies Regional Medical Center		8 - East	25 CAH	\$61,953	\$26,574	\$54,499	\$115,050	\$3,039
	Keefe Memorial Health Service District		8 - East	25 CAH*	\$2,889		\$2,889	\$13,484	
	Kit Carson County Health Service District		8 - East	19 CAH*					
	Lincoln Community Hospital		8 - East	15 CAH*				\$18,101	
	Melissa Memorial Hospital		8 - East	15 CAH				\$53,942	
	Memorial Regional Health		9 - West	25 CAH*					
	Middle Park Medical Center - Kremmling		9 - West	23 CAH					
	Mt. San Rafael Hospital		8 - East	25 CAH*				\$364,599	
	Pagosa Springs Medical Center		9 - West	11 CAH					\$394,680
	Prowers Medical Center		8 - East	25 CAH					\$160,397
	Rangely District Hospital		9 - West	25 CAH*					
	Rio Grande Hospital		8 - East	17 CAH				\$382,236	\$359,632
	San Luis Valley Health Conejos County Hospital	San Luis Valley	8 - East	17 CAH	\$80,170	\$45,606	\$19,843	\$7,681	\$6,720
	Sedgwick County Health Center		8 - East	15 CAH*	\$8,277	\$2,069	\$25,866	\$67,252	
	Southeast Colorado Hospital District		8 - East	23 CAH*				\$14,970	
	Southwest Health System, Inc.		9 - West	25 CAH					
	Spanish Peaks Regional Health Center		8 - East	20 CAH*	\$120,868	\$46,306	\$24,782		\$204,496
	St. Thomas More Hospital	Centura Health CHI	8 - East	25 CAH					\$445,117
	St. Vincent General Hospital District		9 - West	25 CAH	\$38,216	\$33,969	\$59,446	\$9,908	
	Sterling Regional MedCenter	Banner Health	8 - East	25 Rural	\$31,565	-\$55,621	\$37,581	\$677,660	\$2,448
	UCHealth Grandview Hospital	UCHealth	2 - Colorado Springs	22 Urban	\$1,027		\$533,587	\$1,053,709	\$177,164
	UCHealth Pikes Peak Regional Hospital	UCHealth	2 - Colorado Springs	15 CAH	\$103,223		\$45,916	\$25,936	\$613,649
	Weisbrod Memorial County Hospital		8 - East	25 CAH*				\$45,355	
	Wray Community District Hospital		8 - East	16 CAH*				\$16,905	
	Yuma District Hospital		8 - East	15 CAH*					
Subtotal				727	\$525,974	\$83,781	\$1,901,129	\$5,384,858	\$3,863,686
Medium (26-90 beds)	Arkansas Valley Regional Medical Center		8 - East	55 CAH				\$240,578	
	Castle Rock Adventist Hospital	Centura Health Adventist	3 - Denver	55 Urban				\$500,906	
	Colorado Plains Medical Center		8 - East	50 Rural				\$354,841	
	Community Hospital		5 - Grand Junction	44 Urban	\$10,191	\$30,573	\$774,527	\$203,823	
	Delta County Memorial Hospital		9 - West	49 Rural	\$134,780	\$44,927	\$59,902	\$7,488	\$2,496
	Mercy Regional Medical Center	Centura Health CHI	9 - West	82 Rural					\$1,099,971
	Montrose Memorial Hospital		9 - West	75 Rural					\$2,005,947
	National Jewish Health		3 - Denver	46 Urban	\$369		\$15,852		\$4,615
	OrthoColorado Hospital	Centura Health CHI	3 - Denver	48 Urban				\$68,242	\$10,191
	Pioneers Medical Center		9 - West	40 CAH*				\$42,794	\$73,201
	San Luis Valley Health Regional Medical Center	San Luis Valley	8 - East	49 Rural	\$463,977	\$328,838	\$217,349	\$42,794	\$73,201
	St. Anthony Summit Medical Center	Centura Health CHI	9 - West	35 Rural					\$1,543,956
	UCHealth Broomfield Hospital	UCHealth	3 - Denver	40 Urban	\$659		\$1,783,695	\$2,786,853	\$238,044
	UCHealth Longs Peak Hospital	UCHealth	6 - Greeley	51 Urban	\$13,125	-\$6,930	\$219,321	\$523,340	\$1,527,745
	UCHealth Yampa Valley Medical Center	UCHealth	9 - West	39 Rural	\$49,991	\$110,917	\$352,375	\$939,214	\$867,672
	Vail Health Hospital		9 - West	58 Rural				\$1,673,100	
Valley View Hospital		9 - West	78 Rural	\$333,509	\$307,276	\$450,053	\$133,422	\$4,578,378	
Subtotal				1031	\$1,006,602	\$815,602	\$3,873,075	\$6,378,277	\$14,689,546
Large (91 or more beds)	Avista Adventist Hospital	Centura Health Adventist	1 - Boulder	114 Urban					\$1,582,727
	Boulder Community Health		1 - Boulder	167 Urban	\$1,437,838	\$301,329	\$1,120,493	\$30,548	\$75,629
	Children's Hospital Colorado	Children's Hospital CO	3 - Denver	465 Urban				\$10,855,925	
	Denver Health Medical Center		3 - Denver	555 Urban				\$47,959,809	\$21,404,434
	Good Samaritan Medical Center	SCL Health	1 - Boulder	234 Urban	\$91,000	\$27,329	\$193,443	\$808,950	\$37,057
	Littleton Adventist Hospital	Centura Health Adventist	3 - Denver	231 Urban					\$1,065,937
	Longmont United Hospital	Centura Health CHI	1 - Boulder	186 Urban					\$2,420,653
	Lutheran Medical Center	SCL Health	3 - Denver	362 Urban	\$77,331	\$2,435	\$352,113	\$3,181,988	\$27,325
	McKee Medical Center	Banner Health	4 - Ft. Collins	115 Urban	\$14,939	\$2,327	\$74,255	\$2,070,213	\$7,475
	North Colorado Medical Center	Banner Health	6 - Greeley	378 Urban	\$85,669		\$191,327	\$7,862,790	\$1,028
	North Suburban Medical Center	HealthONE	3 - Denver	157 Urban	\$10,070	\$530,678	\$202,964	\$2,778,334	\$1,955
	Parker Adventist Hospital	Centura Health Adventist	3 - Denver	170 Urban					\$1,022,572
	Parkview Medical Center		7 - Pueblo	350 Urban					\$1,511,995
	Penrose-St. Francis Health Services	Centura Health CHI	2 - Colorado Springs	522 Urban					\$5,601,880
	Platte Valley Medical Center	SCL Health	3 - Denver	98 Urban	\$17,350	\$3,647	\$200,489	\$2,323,401	\$193,644
	Porter Adventist Hospital	Centura Health Adventist	3 - Denver	368 Urban					\$1,850,283
	Presbyterian/St. Luke's Medical Center	HealthONE	3 - Denver	680 Urban	\$50,340	\$1,159,033	\$176,459	\$1,302,423	\$32,534
	Rose Medical Center	HealthONE	3 - Denver	402 Urban				\$1,464,777	
	Sky Ridge Medical Center	HealthONE	3 - Denver	284 Urban	\$14,118	\$269,228	\$433,707	\$990,920	\$7,405
	St. Anthony Hospital	Centura Health CHI	3 - Denver	237 Urban					\$3,731,229
	St. Anthony North Health Campus	Centura Health CHI	3 - Denver	100 Urban					\$1,916,774
	St. Joseph Hospital	SCL Health	3 - Denver	400 Urban	\$104,326	\$331,287	\$383,911	\$13,973,637	\$23,558
	St. Mary-Corwin Medical Center	Centura Health CHI	7 - Pueblo	408 Urban					\$1,301,168
	St. Mary's Hospital & Medical Center, Inc.	SCL Health	5 - Grand Junction	346 Urban	\$258,720	\$310,980	\$1,001,139	\$5,370,855	\$659,399
	Swedish Medical Center	HealthONE	3 - Denver	408 Urban	\$21,518	\$801,663	\$622,844	\$4,010,963	\$9,434
	The Medical Center of Aurora	HealthONE	3 - Denver	346 Urban	\$50,763	\$844,033	\$528,276	\$4,047,800	\$2,281
	UCHealth Medical Center of the Rockies	UCHealth	4 - Ft. Collins	174 Urban	\$60,911	\$52,371	\$499,949	\$3,329,069	\$3,143,990
UCHealth Memorial Hospital Central	UCHealth	2 - Colorado Springs	553 Urban	\$164,114	\$252,963	\$904,775	\$1,934,975	\$8,817,547	
UCHealth Poudre Valley Hospital	UCHealth	4 - Ft. Collins	255 Urban	\$150,057	\$42,735	\$493,853	\$2,979,973	\$2,683,829	
UCHealth University of Colorado Hospital	UCHealth	3 - Denver	699 Urban	\$1,016,655	\$785,420	\$1,305,819	\$1,778,404	\$12,543,201	
Children's Hospital Colorado Springs	Children's Hospital CO	2 - Colorado Springs	99 Urban				\$450,641		
Subtotal				9863	\$3,625,719	\$5,717,457	\$8,685,815	\$119,506,396	\$71,676,943
Total				11621	\$5,158,294	\$6,616,840	\$14,460,019	\$131,269,530	\$90,230,175

\* These Critical Access Hospitals have a Frontier Designation (are based in any county with less than 6 people/square mile)

Charity Care Charges by Payer Type 2019										
Size	Hospital	System	DOI	Beds	Medicare	Medicaid	Commercial	Self Pay	CICP/Other	
Small (25 beds or less)	Animas Surgical Hospital		9 - West	12 Rural	\$2,930	\$796	\$1,167	\$103,518		
	Aspen Valley Hospital		9 - West	25 CAH	\$53,616	\$10,226	\$271,674	\$276,119	\$1,422,056	
	Banner Fort Collins Medical Center	Banner Health	4 - Ft. Collins	23 Urban	\$2,207		\$59,640	\$1,621,285	\$3,185	
	Colorado Canyons Hospital and Medical Center		5 - Grand Junction	25 CAH	\$23,919		\$109,346	\$51,256	\$157,184	
	East Morgan County Hospital	Banner Health	8 - East	25 CAH	\$32,234		\$44,238	\$945,654	\$8,475	
	Estes Park Health		4 - Ft. Collins	25 CAH			\$255,986	\$737,239	\$30,718	
	Grand River Hospital District		9 - West	25 CAH	\$15,419	-\$45,677	\$391,090	\$1,227,416	\$668,711	
	Gunnison Valley Health		9 - West	24 CAH			\$974,934			
	Haxtun Hospital District		8 - East	25 CAH						
	Heart of the Rockies Regional Medical Center		8 - East	25 CAH	\$134,822	\$57,830	\$118,601	\$250,373	\$6,614	
	Keefe Memorial Health Service District		8 - East	25 CAH*	\$5,279		\$5,279	\$24,633		
	Kit Carson County Health Service District		8 - East	19 CAH*						
	Lincoln Community Hospital		8 - East	15 CAH*				\$28,172		
	Melissa Memorial Hospital		8 - East	15 CAH				\$76,695		
	Memorial Regional Health		9 - West	25 CAH*						
	Middle Park Medical Center - Kremmling		9 - West	23 CAH						
	Mt. San Rafael Hospital		8 - East	25 CAH*				\$894,971		
	Pagosa Springs Medical Center		9 - West	11 CAH					\$746,437	
	Prowers Medical Center		8 - East	25 CAH					\$244,642	
	Rangely District Hospital		9 - West	25 CAH*						
	Rio Grande Hospital		8 - East	17 CAH				\$614,834	\$578,475	
	San Luis Valley Health Conejos County Hospital	San Luis Valley	8 - East	17 CAH	\$134,032	\$76,246	\$33,174	\$12,842	\$11,235	
	Sedgwick County Health Center		8 - East	15 CAH*	\$13,077	\$3,268	\$40,865	\$106,248		
	Southeast Colorado Hospital District		8 - East	23 CAH*				\$18,503		
	Southwest Health System, Inc.		9 - West	25 CAH						
	Spanish Peaks Regional Health Center		8 - East	20 CAH*	\$211,527	\$81,039	\$43,371		\$357,881	
	St. Thomas More Hospital	Centura Health CHI	8 - East	25 CAH					\$1,566,836	
	St. Vincent General Hospital District		9 - West	25 CAH	\$47,640	\$42,347	\$74,107	\$12,351		
	Sterling Regional MedCenter	Banner Health	8 - East	25 Rural	\$75,349	-\$132,773	\$89,708	\$1,617,633	\$5,843	
	UCHealth Grandview Hospital	UCHealth	2 - Colorado Springs	22 Urban	\$3,961		\$2,058,643	\$4,065,336	\$683,518	
	UCHealth Pikes Peak Regional Hospital	UCHealth	2 - Colorado Springs	15 CAH	\$222,341		\$98,903	\$55,866	\$1,321,797	
	Weisbrod Memorial County Hospital		8 - East	25 CAH*				\$43,882		
	Wray Community District Hospital		8 - East	16 CAH*				\$26,079		
Yuma District Hospital		8 - East	15 CAH*							
Subtotal				727	\$978,353	\$93,303	\$4,670,726	\$12,810,905	\$7,813,608	
Medium (26-90 beds)	Arkansas Valley Regional Medical Center		8 - East	55 CAH				\$523,295		
	Castle Rock Adventist Hospital	Centura Health Adventist	3 - Denver	55 Urban				\$2,169,540		
	Colorado Plains Medical Center		8 - East	50 Rural				\$1,324,099		
	Community Hospital		5 - Grand Junction	44 Urban	\$32,550	\$97,650	\$2,473,807	\$651,002		
	Delta County Memorial Hospital		9 - West	49 Rural	\$313,828	\$104,609	\$139,479	\$17,435	\$5,812	
	Mercy Regional Medical Center	Centura Health CHI	9 - West	82 Rural				\$3,849,930		
	Montrose Memorial Hospital		9 - West	75 Rural				\$5,709,649		
	National Jewish Health		3 - Denver	46 Urban	\$555		\$23,872	\$6,950	\$57,657	
	OrthoColorado Hospital	Centura Health CHI	3 - Denver	48 Urban				\$80,601		
	Pioneers Medical Center		9 - West	40 CAH*				\$172,448		
	San Luis Valley Health Regional Medical Center	San Luis Valley	8 - East	49 Rural	\$1,093,048	\$774,685	\$512,035	\$100,815	\$5,527,260	
	St. Anthony Summit Medical Center	Centura Health CHI	9 - West	35 Rural				\$458,758		
	UCHealth Broomfield Hospital	UCHealth	3 - Denver	40 Urban	\$1,270		\$3,437,535	\$5,370,820	\$4,789,552	
	UCHealth Longs Peak Hospital	UCHealth	6 - Greeley	51 Urban	\$41,147	-\$21,727	\$687,582	\$1,640,695	\$1,406,277	
	UCHealth Yampa Valley Medical Center	UCHealth	9 - West	39 Rural	\$81,023	\$179,769	\$571,111	\$1,522,229	\$2,992,613	
	Vail Health Hospital		9 - West	58 Rural				\$734,084	\$676,342	\$990,607
	Valley View Hospital		9 - West	78 Rural				\$293,673	\$10,077,415	
Subtotal				1031	\$2,297,505	\$1,811,328	\$8,836,028	\$12,669,883	\$36,302,600	
Large (91 or more beds)	Avista Adventist Hospital	Centura Health Adventist	1 - Boulder	114 Urban				\$7,018,149		
	Boulder Community Health		1 - Boulder	167 Urban	\$6,653,315	\$1,394,342	\$5,184,864	\$141,355	\$349,958	
	Children's Hospital Colorado	Children's Hospital CO	3 - Denver	465 Urban				\$29,399,250		
	Denver Health Medical Center		3 - Denver	555 Urban				\$133,583,429	\$59,618,203	
	Good Samaritan Medical Center	SCL Health	1 - Boulder	234 Urban	\$494,834	\$148,609	\$1,051,896	\$4,398,879	\$201,505	
	Littleton Adventist Hospital	Centura Health Adventist	3 - Denver	231 Urban				\$5,805,354		
	Longmont United Hospital	Centura Health CHI	1 - Boulder	186 Urban				\$10,054,576		
	Lutheran Medical Center	SCL Health	3 - Denver	362 Urban	\$401,419	\$12,639	\$1,827,781	\$16,517,375	\$141,843	
	McKee Medical Center	Banner Health	4 - Ft. Collins	115 Urban	\$49,296	\$7,677	\$245,025	\$6,831,229	\$24,667	
	North Colorado Medical Center	Banner Health	6 - Greeley	378 Urban	\$286,713		\$640,326	\$26,314,911	\$3,439	
	North Suburban Medical Center	HealthONE	3 - Denver	157 Urban	\$103,000	\$5,428,000	\$2,076,000	\$28,418,000	\$20,000	
	Parker Adventist Hospital	Centura Health Adventist	3 - Denver	170 Urban				\$5,047,522		
	Parkview Medical Center		7 - Pueblo	350 Urban				\$8,895,528		
	Penrose-St. Francis Health Services	Centura Health CHI	2 - Colorado Springs	522 Urban				\$29,195,033		
	Platte Valley Medical Center	SCL Health	3 - Denver	98 Urban	\$50,465	\$10,607	\$583,157	\$6,758,025	\$563,249	
	Porter Adventist Hospital	Centura Health Adventist	3 - Denver	368 Urban				\$8,200,573		
	Presbyterian/St. Luke's Medical Center	HealthONE	3 - Denver	680 Urban	\$376,000	\$8,657,000	\$1,318,000	\$9,728,000	\$243,000	
	Rose Medical Center	HealthONE	3 - Denver	402 Urban				\$12,515,000		
	Sky Ridge Medical Center	HealthONE	3 - Denver	284 Urban	\$143,000	\$2,727,000	\$4,393,000	\$10,037,000	\$75,000	
	St. Anthony Hospital	Centura Health CHI	3 - Denver	237 Urban				\$19,156,716		
	St. Anthony North Health Campus	Centura Health CHI	3 - Denver	100 Urban				\$9,622,699		
	St. Joseph Hospital	SCL Health	3 - Denver	400 Urban	\$538,759	\$1,710,822	\$1,982,580	\$72,162,205	\$121,657	
	St. Mary-Corwin Medical Center	Centura Health CHI	7 - Pueblo	408 Urban				\$6,431,635		
	St. Mary's Hospital & Medical Center, Inc.	SCL Health	5 - Grand Junction	346 Urban	\$868,565	\$1,044,011	\$3,360,993	\$18,030,865	\$2,213,715	
	Swedish Medical Center	HealthONE	3 - Denver	408 Urban	\$203,000	\$7,563,000	\$5,876,000	\$37,840,000	\$89,000	
	The Medical Center of Aurora	HealthONE	3 - Denver	346 Urban	\$445,000	\$7,399,000	\$4,631,000	\$35,484,000	\$20,000	
	UCHealth Medical Center of the Rockies	UCHealth	4 - Ft. Collins	174 Urban	\$219,493	\$188,719	\$1,801,562	\$11,996,263	\$11,329,336	
UCHealth Memorial Hospital Central	UCHealth	2 - Colorado Springs	553 Urban	\$791,903	\$1,220,630	\$4,365,836	\$9,336,894	\$42,547,572		
UCHealth Poudre Valley Hospital	UCHealth	4 - Ft. Collins	255 Urban	\$513,368	\$146,203	\$1,689,542	\$10,194,910	\$9,181,759		
UCHealth University of Colorado Hospital	UCHealth	3 - Denver	699 Urban	\$5,032,432	\$3,887,822	\$6,463,789	\$8,803,083	\$62,088,708		
Children's Hospital Colorado Springs	Children's Hospital CO	2 - Colorado Springs	99 Urban				\$1,343,375			
Subtotal				9863	\$17,170,562	\$41,546,081	\$47,491,351	\$489,834,048	\$298,260,397	
Total				11621	\$20,446,420	\$43,450,712	\$60,998,105	\$515,314,836	\$342,376,605	

\* These Critical Access Hospitals have a Frontier Designation (are based in any county with less than 6 people/square mile)

Contractual Allowances by Payer Type 2019

Size	Hospital	System	DOI	Beds	Medicare	Medicaid	Commercial	Self Pay	CICP/Other	
Small (25 beds or less)	Animas Surgical Hospital		9 - West	12 Rural	\$46,457,212	\$8,730,173	\$19,813,171	\$5,272,841	\$4,072,980	
	Aspen Valley Hospital		9 - West	25 CAH	\$19,518,995	\$4,808,820	\$14,227,268	\$1,245,718	\$2,137,643	
	Banner Fort Collins Medical Center	Banner Health	4 - Ft. Collins	23 Urban	\$27,173,584	\$13,470,609	\$13,694,895		\$3,174,686	
	Colorado Canyons Hospital and Medical Center		5 - Grand Junction	25 CAH	\$24,166,786	\$4,906,004	\$14,522,562	\$318,335	\$3,275,923	
	East Morgan County Hospital	Banner Health	8 - East	25 CAH	\$11,381,961	\$4,396,838	\$3,753,597	\$6,154	\$2,022,637	
	Estes Park Health		4 - Ft. Collins	25 CAH	\$25,390,255	\$7,638,146	\$3,458,934	\$328,815	\$3,888,122	
	Grand River Hospital District		9 - West	25 CAH	\$21,647,690	\$10,706,691	\$11,032,221	\$1,420,832	\$9,134,245	
	Gunnison Valley Health		9 - West	24 CAH	\$17,933,988	\$10,070,789	\$12,331,528	\$500,801		
	Haxtun Hospital District		8 - East	25 CAH						
	Heart of the Rockies Regional Medical Center		8 - East	25 CAH	\$53,870,555	\$10,210,349	\$10,066,200	\$1,409,672	\$3,184,527	
	Keefe Memorial Health Service District		8 - East	25 CAH*						
	Kit Carson County Health Service District		8 - East	19 CAH*						
	Lincoln Community Hospital		8 - East	15 CAH*	\$5,218,107	\$1,244,693	\$3,444,133			
	Melissa Memorial Hospital		8 - East	15 CAH	\$4,327,419	\$1,356,333	\$1,333,259	\$134,655	\$941,958	
	Memorial Regional Health		9 - West	25 CAH*						
	Middle Park Medical Center - Kremmling		9 - West	23 CAH						
	Mt. San Rafael Hospital		8 - East	25 CAH*	\$19,811,015	\$15,622,550	\$9,516,955			
	Pagosa Springs Medical Center		9 - West	11 CAH	\$12,556,447	\$4,322,441	\$10,098,555	\$72,029	\$1,118,197	
	Prowers Medical Center		8 - East	25 CAH	\$7,035,732	\$8,534,364	-\$31,909	\$76,108	\$179,186	
	Rangely District Hospital		9 - West	25 CAH*						
	Rio Grande Hospital		8 - East	17 CAH	\$10,077,218	\$2,304,584	\$2,594,201	\$134,470	\$564,740	
	San Luis Valley Health Conejos County Hospital	San Luis Valley	8 - East	17 CAH	\$3,364,646	\$1,701,754	\$467,446	\$344,556	\$285,965	
	Sedgwick County Health Center		8 - East	15 CAH*	\$3,526,780	-\$480,067	\$1,410,368	\$113,295	\$222,894	
	Southeast Colorado Hospital District		8 - East	23 CAH*	\$4,660,408	\$636,992	\$617,111	\$275,170	\$548,667	
	Southwest Health System, Inc.		9 - West	25 CAH						
	Spanish Peaks Regional Health Center		8 - East	20 CAH*	\$4,933,442	\$3,886,444	\$428,960	\$602,305	\$1,122,831	
	St. Thomas More Hospital	Centura Health CHI	8 - East	25 CAH	\$72,881,420	\$45,204,923	\$32,117,766	\$2,616,087	\$4,274,279	
	St. Vincent General Hospital District		9 - West	25 CAH	\$909,416	\$2,940,372	\$694,001	\$42,723		
	Sterling Regional MedCenter	Banner Health	8 - East	25 Rural	\$36,429,399	\$11,529,598	\$4,887,140	-\$3,382	\$5,177,317	
	UCHealth Grandview Hospital	UCHealth	2 - Colorado Springs	22 Urban	\$37,728,300	\$34,612,856	\$22,898,057	\$3,286,411	\$9,303,609	
	UCHealth Pikes Peak Regional Hospital	UCHealth	2 - Colorado Springs	15 CAH	\$13,681,561	\$8,633,256	\$3,794,731	\$315,969	\$1,922,832	
	Weisbrod Memorial County Hospital		8 - East	25 CAH*	\$292,884	\$373,526	\$389,077		\$35,417	
	Wray Community District Hospital		8 - East	16 CAH*	\$6,471,060	\$3,050,273	\$3,742,888		\$118,305	
	Yuma District Hospital		8 - East	15 CAH*						
	Subtotal				727	\$490,860,514	\$220,413,311	\$201,303,116	\$18,513,564	\$56,706,958
Medium (26-90 beds)	Arkansas Valley Regional Medical Center		8 - East	55 CAH	\$18,931,083	\$12,475,363	\$6,033,055	\$2,177,572	\$3,913,058	
	Castle Rock Adventist Hospital	Centura Health Adventist	3 - Denver	55 Urban	\$143,457,360	\$64,423,226	\$133,542,303	\$15,437,866	\$13,341,155	
	Colorado Plains Medical Center		8 - East	50 Rural	\$39,899,758	\$23,705,891	\$11,375,357	\$2,926,343	\$7,134,756	
	Community Hospital		5 - Grand Junction	44 Urban	\$181,695,896	\$60,746,033	\$44,230,250	\$6,008,394	\$49,364,023	
	Delta County Memorial Hospital		9 - West	49 Rural	\$57,064,235	\$22,789,270	\$4,775,546		\$35,256,237	
	Mercy Regional Medical Center	Centura Health CHI	9 - West	82 Rural	\$262,949,718	\$106,280,212	\$91,946,768	\$7,200,994	\$12,984,568	
	Montrose Memorial Hospital		9 - West	75 Rural	\$124,050,804	\$42,096,826	\$15,033,278	\$5,553,080	\$12,458,608	
	National Jewish Health		3 - Denver	46 Urban	\$87,392,250	\$23,488,817	\$32,635,957	\$533,780	\$5,286,326	
	OrthoColorado Hospital	Centura Health CHI	3 - Denver	48 Urban	\$163,302,444	-\$134,201	\$108,942,186	\$1,692,893	\$4,132,969	
	Pioneers Medical Center		9 - West	40 CAH*	\$4,470,436	\$2,385,785	\$3,308,565	\$21,008		
	San Luis Valley Health Regional Medical Center	San Luis Valley	8 - East	49 Rural	\$54,547,246	\$33,682,562	\$13,138,013	\$4,460,131	\$3,899,173	
	St. Anthony Summit Medical Center	Centura Health CHI	9 - West	35 Rural	\$49,177,495	\$37,029,365	\$52,747,759	\$10,906,891	\$5,243,896	
	UCHealth Broomfield Hospital	UCHealth	3 - Denver	40 Urban	\$12,909,760	\$19,226,568	\$17,080,433	\$3,497,239	\$2,594,323	
	UCHealth Longs Peak Hospital	UCHealth	6 - Greeley	51 Urban	\$127,993,827	\$62,986,133	\$75,820,873	\$6,438,224	\$8,927,783	
	UCHealth Yampa Valley Medical Center	UCHealth	9 - West	39 Rural	\$35,963,286	\$8,829,277	\$5,760,718	\$807,184	\$3,884,239	
	Vail Health Hospital		9 - West	58 Rural	\$73,439,329	\$16,800,969	\$26,174,674	\$1,009,125	\$6,404,825	
	Valley View Hospital		9 - West	78 Rural	\$144,970,626	\$45,423,374	\$44,125,353	\$5,114,746	\$7,694,154	
	Subtotal				1031	\$1,583,384,510	\$582,430,183	\$689,352,611	\$73,785,470	\$182,520,091
	Large (91 or more beds)	Avista Adventist Hospital	Centura Health Adventist	1 - Boulder	114 Urban	\$178,418,450	\$82,579,662	\$168,182,404	\$17,459,178	\$5,951,368
		Boulder Community Health		1 - Boulder	167 Urban	\$614,248,994	\$118,359,162	\$497,647,068	\$29,626,040	\$55,344,254
Children's Hospital Colorado		Children's Hospital CO	3 - Denver	465 Urban	\$7,437,077	\$1,100,541,077	\$608,179,932	\$12,815,982	\$99,355,906	
Denver Health Medical Center			3 - Denver	555 Urban	\$407,701,279	\$901,335,525	\$170,456,427	\$89,105,042	\$18,767,513	
Good Samaritan Medical Center		SCL Health	1 - Boulder	234 Urban	\$615,794,462	\$116,565,594	\$397,006,924	\$13,170,090	\$32,831,771	
Littleton Adventist Hospital		Centura Health Adventist	3 - Denver	231 Urban	\$610,096,825	\$141,935,118	\$364,900,703	\$25,395,231	\$17,080,844	
Longmont United Hospital		Centura Health CHI	1 - Boulder	186 Urban	\$243,698,694	\$116,225,403	\$97,663,839	\$12,963,734	\$6,213,046	
Lutheran Medical Center		SCL Health	3 - Denver	362 Urban	\$781,932,020	\$288,440,023	\$310,414,128	\$26,950,833	\$31,471,599	
McKee Medical Center		Banner Health	4 - Ft. Collins	115 Urban	\$149,752,329	\$51,970,572	\$40,427,080	\$10,082	\$8,680,790	
North Colorado Medical Center		Banner Health	6 - Greeley	378 Urban	\$409,886,625	\$193,667,820	\$99,672,152	\$1,048,759	\$37,861,696	
North Suburban Medical Center		HealthONE	3 - Denver	157 Urban	\$507,774,000	\$626,355,000	\$274,271,000	\$94,960,000	\$57,750,000	
Parker Adventist Hospital		Centura Health Adventist	3 - Denver	170 Urban	\$415,528,252	\$148,556,605	\$343,628,993	\$24,666,789	\$32,512,049	
Parkview Medical Center			7 - Pueblo	350 Urban	\$1,041,293,940	\$537,643,217	\$281,077,515	\$17,909,127	\$30,465,227	
Penrose-St. Francis Health Services		Centura Health CHI	2 - Colorado Springs	522 Urban	\$1,428,341,020	\$487,700,788	\$530,264,202	\$30,258,908	\$201,372,430	
Platte Valley Medical Center		SCL Health	3 - Denver	98 Urban	\$94,530,586	\$59,456,512	\$44,866,095	\$8,476,459	\$14,128,583	
Porter Adventist Hospital		Centura Health Adventist	3 - Denver	368 Urban	\$562,151,011	\$185,313,967	\$295,705,370	\$22,695,463	\$20,647,667	
Presbyterian/St. Luke's Medical Center		HealthONE	3 - Denver	680 Urban	\$766,000,000	\$920,364,000	\$948,582,000	\$146,033,000	\$97,879,000	
Rose Medical Center		HealthONE	3 - Denver	402 Urban	\$827,160,000	\$343,875,000	\$625,126,000	\$182,637,000	\$92,928,000	
Sky Ridge Medical Center		HealthONE	3 - Denver	284 Urban	\$1,479,746,000	\$275,085,000	\$1,178,321,000	\$82,485,000	\$174,528,000	
St. Anthony Hospital		Centura Health CHI	3 - Denver	237 Urban	\$791,401,728	\$332,374,433	\$352,014,853	\$31,377,629	\$23,964,885	
St. Anthony North Health Campus		Centura Health CHI	3 - Denver	100 Urban	\$309,265,320	\$203,076,583	\$170,621,570	\$22,848,026	\$11,863,015	
St. Joseph Hospital		SCL Health	3 - Denver	400 Urban	\$965,145,334	\$368,506,777	\$683,838,788	\$39,547,388	\$14,444,971	
St. Mary-Corwin Medical Center		Centura Health CHI	7 - Pueblo	408 Urban	\$281,785,047	\$161,018,451	\$80,327,887	\$4,632,433	\$15,574,640	
St. Mary's Hospital & Medical Center, Inc.		SCL Health	5 - Grand Junction	346 Urban	\$476,445,464	\$234,917,331	\$68,963,561	\$8,495,829	\$5,478,564	
Swedish Medical Center		HealthONE	3 - Denver	408 Urban	\$1,841,743,000	\$832,369,000	\$1,031,156,000	\$116,449,000	\$194,217,000	
The Medical Center of Aurora		HealthONE	3 - Denver	346 Urban	\$1,214,156,000	\$689,594,000	\$549,226,000	\$160,501,000	\$103,086,000	
UCHealth Medical Center of the Rockies		UCHealth	4 - Ft. Collins	174 Urban	\$705,627,476	\$145,111,094	\$119,969,598	\$7,211,812	\$43,439,826	
UCHealth Memorial Hospital Central		UCHealth	2 - Colorado Springs	553 Urban	\$1,237,031,839	\$929,380,966	\$524,367,925	\$50,615,038	\$318,211,675	
UCHealth Poudre Valley Hospital		UCHealth	4 - Ft. Collins	255 Urban	\$688,202,062	\$222,786,125	\$163,131,726	\$8,054,833	\$35,228,538	
UCHealth University of Colorado Hospital		UCHealth	3 - Denver	699 Urban	\$2,694,247,993	\$1,551,471,290	\$1,894,630,424	\$130,629,771	\$390,784,674	
Children's Hospital Colorado Springs		Children's Hospital CO	2 - Colorado Springs	99 Urban	\$85,059	\$117,865,580	\$33,309,651	\$1,475,780	\$39,712,633	
Subtotal					9863	\$22,346,627,885	\$12,484,441,677	\$12,947,950,905	\$1,366,505,257	\$2,311,776,163
Total				11621	\$24,420,872,909	\$13,287,285,171	\$13,838,606,631	\$1,458,804,291	\$2,551,003,213	

\* These Critical Access Hospitals have a Frontier Designation (are based in any county with less than 6 people/square mile)

Hospital Expenditure Report Detailed Data by Hospital

Net Patient Revenue by Payer Type 2019

Size	Hospital	System	DOI	Beds	Medicare	Medicaid	Commercial	Self Pay	CICP/Other	
Small (25 beds or less)	Animas Surgical Hospital		9 - West	12 Rural	\$8,545,509	\$2,041,466	\$18,294,300	\$2,906,031	\$2,426,580	
	Aspen Valley Hospital		9 - West	25 CAH	\$25,428,139	\$5,127,242	\$55,459,389	\$2,281,395	\$3,372,711	
	Banner Fort Collins Medical Center	Banner Health	4 - Ft. Collins	23 Urban	\$9,824,206	\$10,246,464	\$25,485,248	\$88,409	\$1,268,825	
	Colorado Canyons Hospital and Medical Center		5 - Grand Junction	25 CAH	\$21,198,907	\$2,525,243	\$26,246,854	\$1,204,657	\$6,039,043	
	East Morgan County Hospital	Banner Health	8 - East	25 CAH	\$13,939,796	\$7,569,083	\$11,575,702	\$989,149	\$537,072	
	Estes Park Health		4 - Ft. Collins	25 CAH	\$23,493,004	\$5,950,664	\$16,934,325	\$1,874,213	\$84,865	
	Grand River Hospital District		9 - West	25 CAH	\$17,245,011	\$13,431,593	\$30,086,413	-\$192,431	-\$7,771,995	
	Gunnison Valley Health		9 - West	24 CAH	\$15,154,952	\$3,318,165	\$30,932,777	\$3,951,613		
	Haxtun Hospital District		8 - East	25 CAH						
	Heart of the Rockies Regional Medical Center		8 - East	25 CAH	\$34,860,802	\$12,783,011	\$30,561,900	\$2,255,837	\$1,037,545	
	Keefe Memorial Health Service District		8 - East	25 CAH*	\$3,525,964	\$1,393,674	\$1,875,870	-\$27,840	\$201,841	
	Kit Carson County Health Service District		8 - East	19 CAH*						
	Lincoln Community Hospital		8 - East	15 CAH*	\$6,925,943	\$3,899,950	\$767,894	\$252,738	\$4,657,776	
	Melissa Memorial Hospital		8 - East	15 CAH	\$8,563,824	\$1,263,097	\$4,073,882	-\$703,338	\$3,200,966	
	Memorial Regional Health		9 - West	25 CAH*						
	Middle Park Medical Center - Kremmling		9 - West	23 CAH						
	Mt. San Rafael Hospital		8 - East	25 CAH*	\$10,387,710	\$4,104,625	\$17,700,091	\$563,038		
	Pagosa Springs Medical Center		9 - West	11 CAH	\$10,329,847	\$6,353,788	\$12,499,623	\$2,737,901	-\$2,536,967	
	Prowers Medical Center		8 - East	25 CAH	\$12,687,095	\$6,662,517	\$10,561,246	\$1,951,119	\$719,896	
	Rangely District Hospital		9 - West	25 CAH*						
	Rio Grande Hospital		8 - East	17 CAH	\$8,759,354	\$5,417,153	\$9,267,837	-\$38,979	\$599,943	
	San Luis Valley Health Conejos County Hospital	San Luis Valley	8 - East	17 CAH	\$5,053,371	\$2,923,270	\$1,494,309	\$456,786	\$429,325	
	Sedgwick County Health Center		8 - East	15 CAH*	\$4,667,789	\$4,681,989	\$2,087,494	\$1,620,293	-\$73,519	
	Southeast Colorado Hospital District		8 - East	23 CAH*	\$6,583,278	\$6,074,887	\$3,275,220	\$1,542,882	-\$544,341	
	Southwest Health System, Inc.		9 - West	25 CAH						
	Spanish Peaks Regional Health Center		8 - East	20 CAH*	\$6,859,429	\$1,919,283	\$2,337,850	-\$144,693	-\$264,801	
	St. Thomas More Hospital	Centura Health CHI	8 - East	25 CAH	\$22,251,267	\$13,973,718	\$33,482,091	\$2,262,318	\$515,941	
	St. Vincent General Hospital District		9 - West	25 CAH	\$2,006,594	-\$196,779	\$5,189,141	\$677,883		
	Sterling Regional MedCenter	Banner Health	8 - East	25 Rural	\$19,628,966	\$13,184,935	\$22,067,896	\$730,952	\$2,898,542	
	UCHealth Grandview Hospital	UCHealth	2 - Colorado Springs	22 Urban	\$10,542,452	\$3,964,958	\$18,454,572	-\$1,676,163	\$4,431,320	
	UCHealth Pikes Peak Regional Hospital	UCHealth	2 - Colorado Springs	15 CAH	\$8,826,552	\$1,741,577	\$7,248,344	\$954,334	\$408,475	
	Weisbrod Memorial County Hospital		8 - East	25 CAH*	\$3,052,202	\$1,534,768	\$1,244,430	\$509,687	-\$2,085	
	Wray Community District Hospital		8 - East	16 CAH*	\$6,333,110	\$3,046,558	\$5,697,746	-\$420,509	\$6,720,023	
	Yuma District Hospital		8 - East	15 CAH*						
	Subtotal				727	\$326,675,072	\$144,936,898	\$404,902,443	\$26,607,281	\$28,356,980
	Medium (26-90 beds)	Arkansas Valley Regional Medical Center		8 - East	55 CAH	\$15,075,517	\$13,274,061	\$5,423,288	\$1,190,105	\$643,485
Castle Rock Adventist Hospital		Centura Health Adventist	3 - Denver	55 Urban	\$24,107,334	\$8,308,352	\$84,912,774	\$3,614,992	\$746,112	
Colorado Plains Medical Center			8 - East	50 Rural	\$8,421,830	\$7,884,847	\$23,568,507	\$2,361,820	-\$94,667	
Community Hospital			5 - Grand Junction	44 Urban	\$45,010,898	\$14,236,019	\$81,778,056	\$902,244	\$37,903,568	
Delta County Memorial Hospital			9 - West	49 Rural	\$54,234,604	\$13,109,975	\$43,884,301	\$5,102,976	-\$32,368,044	
Mercy Regional Medical Center		Centura Health CHI	9 - West	82 Rural	\$72,706,738	\$22,828,403	\$38,371,119	\$6,765,165	\$316,161	
Montrose Memorial Hospital			9 - West	75 Rural	\$40,014,989	\$14,140,851	\$58,510,072	-\$301,196	\$6,006,793	
National Jewish Health			3 - Denver	46 Urban	\$32,747,070	\$16,335,679	\$50,460,742	\$172,565	\$2,948,230	
OrthoColorado Hospital		Centura Health CHI	3 - Denver	48 Urban	\$31,967,918	\$52,114	\$60,919,709	\$461,163	\$443,676	
Pioneers Medical Center			9 - West	40 CAH*	\$9,571,804	\$937,235	\$8,883,727	\$135,474	-\$197,035	
San Luis Valley Health Regional Medical Center		San Luis Valley	8 - East	49 Rural	\$25,173,480	\$24,470,178	\$27,804,470	\$3,178,950	\$7,731,477	
St. Anthony Summit Medical Center		Centura Health CHI	9 - West	35 Rural	\$7,964,986	\$5,964,098	\$106,036,406	\$5,501,810	-\$3,652,449	
UCHealth Broomfield Hospital		UCHealth	3 - Denver	40 Urban	\$4,632,310	\$5,030,343	\$15,144,790	-\$3,301,833	\$1,383,498	
UCHealth Longs Peak Hospital		UCHealth	6 - Greeley	51 Urban	\$20,194,237	\$14,238,247	\$55,315,368	\$2,099,425	-\$448,406	
UCHealth Yampa Valley Medical Center		UCHealth	9 - West	39 Rural	\$22,405,534	\$11,515,039	\$67,050,522	\$891,163	\$1,519,748	
Vail Health Hospital			9 - West	58 Rural	\$38,567,979	\$5,875,969	\$43,613,906	-\$833,583	\$912,787	
Valley View Hospital			9 - West	78 Rural	\$48,514,045	\$31,426,858	\$151,256,178	\$3,306,932	\$11,809,495	
Subtotal				1031	\$501,487,012	\$209,929,410	\$1,122,417,672	\$31,721,358	\$35,562,275	
Large (91 or more beds)	Avista Adventist Hospital	Centura Health Adventist	1 - Boulder	114 Urban	\$35,083,864	\$11,341,167	\$108,025,129	\$8,896,289	-\$4,421,990	
	Boulder Community Health		1 - Boulder	167 Urban	\$111,247,046	\$31,537,968	\$182,833,157	\$750,016	\$2,177,406	
	Children's Hospital Colorado	Children's Hospital CO	3 - Denver	465 Urban	\$1,312,864	\$368,422,254	\$749,517,617	-\$36,133,547	\$45,825,956	
	Denver Health Medical Center		3 - Denver	555 Urban	\$136,066,994	\$328,282,961	\$255,004,026	\$21,426,425	\$48,468,136	
	Good Samaritan Medical Center	SCL Health	1 - Boulder	234 Urban	\$100,614,466	\$12,939,125	\$164,627,668	\$1,396,866	\$8,576,934	
	Littleton Adventist Hospital	Centura Health Adventist	3 - Denver	231 Urban	\$90,830,764	\$12,435,909	\$204,419,478	\$4,714,524	-\$2,205,372	
	Longmont United Hospital	Centura Health CHI	1 - Boulder	186 Urban	\$41,459,966	\$20,954,321	\$80,277,086	\$8,036,569	-\$6,428,536	
	Lutheran Medical Center	SCL Health	3 - Denver	362 Urban	\$118,963,855	\$37,131,729	\$173,931,014	\$4,124,310	\$10,109,734	
	McKee Medical Center	Banner Health	4 - Ft. Collins	115 Urban	\$38,146,534	\$21,615,281	\$74,267,004	\$2,217,076	\$2,465,858	
	North Colorado Medical Center	Banner Health	6 - Greeley	378 Urban	\$103,119,485	\$71,391,246	\$173,170,960	\$12,864,145	\$5,915,092	
	North Suburban Medical Center	HealthONE	3 - Denver	157 Urban	\$44,216,000	\$46,821,000	\$97,584,000	-\$1,188,000	\$7,198,000	
	Parker Adventist Hospital	Centura Health Adventist	3 - Denver	170 Urban	\$68,369,765	\$17,129,827	\$219,312,919	\$5,750,344	\$1,664,932	
	Parkview Medical Center		7 - Pueblo	350 Urban	\$153,490,649	\$43,466,028	\$140,858,174	\$4,745,222	-\$1,514,084	
	Penrose-St. Francis Health Services	Centura Health CHI	2 - Colorado Springs	522 Urban	\$252,912,119	\$74,697,327	\$354,771,358	\$18,126,604	\$15,283,745	
	Platte Valley Medical Center	SCL Health	3 - Denver	98 Urban	\$24,233,118	\$29,712,216	\$71,892,450	\$1,586,283	\$6,547,791	
	Porter Adventist Hospital	Centura Health Adventist	3 - Denver	368 Urban	\$102,208,611	\$21,273,327	\$167,579,269	\$11,771,922	-\$2,706,600	
	Presbyterian/St. Luke's Medical Center	HealthONE	3 - Denver	680 Urban	\$86,662,000	\$103,721,000	\$419,345,000	-\$637,000	\$28,736,000	
	Rose Medical Center	HealthONE	3 - Denver	402 Urban	\$83,476,000	\$44,806,000	\$225,590,000	-\$13,178,000	\$15,615,000	
	Sky Ridge Medical Center	HealthONE	3 - Denver	284 Urban	\$131,776,000	\$38,821,000	\$346,950,000	-\$5,897,000	\$27,188,000	
	St. Anthony Hospital	Centura Health CHI	3 - Denver	237 Urban	\$127,489,757	\$41,806,261	\$249,839,589	\$17,004,409	-\$10,788,831	
	St. Anthony North Health Campus	Centura Health CHI	3 - Denver	100 Urban	\$59,389,913	\$23,170,942	\$114,681,360	\$10,363,780	-\$5,923,901	
	St. Joseph Hospital	SCL Health	3 - Denver	400 Urban	\$190,448,605	\$44,112,556	\$323,359,480	\$5,165,498	\$3,369,453	
	St. Mary-Corwin Medical Center	Centura Health CHI	7 - Pueblo	408 Urban	\$47,735,152	\$23,740,242	\$49,759,597	\$6,480,047	-\$2,603,193	
	St. Mary's Hospital & Medical Center, Inc.	SCL Health	5 - Grand Junction	346 Urban	\$137,761,059	\$44,624,625	\$183,217,747	\$4,398,497	\$35,277,768	
	Swedish Medical Center	HealthONE	3 - Denver	408 Urban	\$183,743,000	\$99,206,000	\$364,569,000	-\$17,142,000	\$35,288,000	
	The Medical Center of Aurora	HealthONE	3 - Denver	346 Urban	\$130,916,000	\$87,352,000	\$196,724,000	-\$15,452,000	\$17,344,000	
	UCHealth Medical Center of the Rockies	UCHealth	4 - Ft. Collins	174 Urban	\$144,090,007	\$51,430,917	\$355,361,697	\$5,674,166	\$11,045,445	
	UCHealth Memorial Hospital Central	UCHealth	2 - Colorado Springs	553 Urban	\$238,846,647	\$151,382,273	\$455,155,064	\$11,910,290	\$61,110,346	
	UCHealth Poudre Valley Hospital	UCHealth	4 - Ft. Collins	255 Urban	\$187,669,955	\$68,855,793	\$405,214,284	\$6,160,121	\$13,133,998	
	UCHealth University of Colorado Hospital	UCHealth	3 - Denver	699 Urban	\$574,336,057	\$284,072,624	\$1,198,503,191	\$7,343,018	\$68,864,777	
	Children's Hospital Colorado Springs	Children's Hospital CO	2 - Colorado Springs	99 Urban	\$16,102	\$22,255,358	\$43,350,026	-\$3,833,163	\$16,210,590	
	Subtotal				9863	\$3,746,632,354	\$2,278,509,277	\$8,149,691,344	\$87,445,710	\$472,724,454
	Total				11621	\$4,574,794,438	\$2,633,375,585	\$9,677,011,459	\$145,774,349	\$536,643,710

\* These Critical Access Hospitals have a Frontier Designation (are based in any county with less than 6 people/square mile)

Total Charges by Payer Type 2019											
Size	Hospital	System	DOI	Beds	Medicare	Medicaid	Commercial	Self Pay	CICP/Other		
Small (25 beds or less)	Animas Surgical Hospital		9 - West	12 Rural	\$55,053,232	\$10,831,950	\$38,625,261	\$8,749,507	\$6,506,740		
	Aspen Valley Hospital		9 - West	25 CAH	\$45,129,743	\$9,959,669	\$71,623,771	\$5,701,530	\$6,995,766		
	Banner Fort Collins Medical Center	Banner Health	4 - Ft. Collins	23 Urban	\$37,190,231	\$23,753,798	\$40,904,727	\$2,326,363	\$4,552,961		
	Colorado Canyons Hospital and Medical Center		5 - Grand Junction	25 CAH	\$45,976,685	\$7,447,555	\$41,221,220	\$2,259,165	\$9,472,150		
	East Morgan County Hospital	Banner Health	8 - East	25 CAH	\$25,516,987	\$12,039,850	\$16,090,028	\$2,006,600	\$2,644,450		
	Estes Park Health		4 - Ft. Collins	25 CAH	\$48,962,377	\$13,600,113	\$21,214,371	\$3,335,856	\$4,082,823		
	Grand River Hospital District		9 - West	25 CAH	\$38,934,787	\$24,137,392	\$41,616,990	\$7,374,908	\$2,044,025		
	Gunnison Valley Health		9 - West	24 CAH	\$33,129,573	\$13,409,271	\$45,194,130	\$5,468,256			
	Haxtun Hospital District		8 - East	25 CAH							
	Heart of the Rockies Regional Medical Center		8 - East	25 CAH	\$88,976,181	\$23,062,826	\$41,468,464	\$5,301,489	\$4,264,227		
	Keefe Memorial Health Service District		8 - East	25 CAH*	\$3,593,482	\$1,393,674	\$1,943,387	\$287,243	\$201,841		
	Kit Carson County Health Service District		8 - East	19 CAH*							
	Lincoln Community Hospital		8 - East	15 CAH*	\$12,144,050	\$5,144,643	\$4,939,147	\$1,580,912	\$4,834,048		
	Melissa Memorial Hospital		8 - East	15 CAH	\$12,891,243	\$2,619,430	\$5,407,142	\$465,252	\$4,142,923		
	Memorial Regional Health		9 - West	25 CAH*							
	Middle Park Medical Center - Kremmling		9 - West	23 CAH							
	Mt. San Rafael Hospital		8 - East	25 CAH*	\$30,994,133	\$20,094,286	\$28,532,528	\$2,039,268			
	Pagosa Springs Medical Center		9 - West	11 CAH	\$22,886,294	\$10,676,229	\$22,598,178	\$2,809,930	\$2,798,626		
	Prowers Medical Center		8 - East	25 CAH	\$19,813,882	\$15,202,720	\$10,713,049	\$2,529,229	\$1,144,547		
	Rangely District Hospital		9 - West	25 CAH*							
	Rio Grande Hospital		8 - East	17 CAH	\$18,844,884	\$7,721,737	\$12,263,488	\$1,736,987	\$1,809,441		
	San Luis Valley Health Conejos County Hospital	San Luis Valley	8 - East	17 CAH	\$8,703,346	\$4,787,337	\$2,032,376	\$828,680	\$739,207		
	Sedgwick County Health Center		8 - East	15 CAH*	\$8,302,396	\$4,239,645	\$3,788,523	\$2,322,202	\$149,375		
	Southwest Colorado Hospital District		8 - East	23 CAH*	\$11,232,880	\$6,838,073	\$3,899,683	\$1,890,543	\$4,326		
	Southwest Health System, Inc.		9 - West	25 CAH							
	Spanish Peaks Regional Health Center		8 - East	20 CAH*	\$12,031,921	\$5,890,297	\$2,871,914	\$572,271	\$1,227,797		
	St. Thomas More Hospital	Centura Health CHI	8 - East	25 CAH	\$95,672,565	\$59,374,372	\$67,206,608	\$5,778,193	\$6,505,895		
	St. Vincent General Hospital District		9 - West	25 CAH	\$3,382,197	\$3,157,981	\$6,608,322	\$841,469			
	Sterling Regional MedCenter	Banner Health	8 - East	25 Rural	\$56,688,596	\$24,742,233	\$27,948,778	\$2,737,289	\$8,142,486		
	UCHealth Grandview Hospital	UCHealth	2 - Colorado Springs	22 Urban	\$48,274,734	\$38,577,814	\$43,654,255	\$5,982,036	\$14,420,431		
	UCHealth Pikes Peak Regional Hospital	UCHealth	2 - Colorado Springs	15 CAH	\$22,731,161	\$10,374,833	\$11,169,699	\$1,668,793	\$3,653,103		
	Weisbrod Memorial County Hospital		8 - East	25 CAH*	\$2,759,318	\$1,908,294	\$1,633,507	\$553,569	\$60,244		
	Wray Community District Hospital		8 - East	16 CAH*	\$13,000,609	\$6,162,712	\$9,441,426	\$744,452	\$6,838,577		
	Yuma District Hospital		8 - East	15 CAH*							
	Subtotal				727	\$822,817,487	\$367,148,734	\$624,610,972	\$77,891,992	\$97,236,009	
	Medium (26-90 beds)	Arkansas Valley Regional Medical Center		8 - East	55 CAH	\$34,132,805	\$25,785,502	\$14,285,955	\$4,153,549	\$5,183,017	
		Castle Rock Adventist Hospital	Centura Health Adventist	3 - Denver	55 Urban	\$167,724,152	\$72,638,196	\$222,080,402	\$22,615,698	\$16,354,854	
		Colorado Plains Medical Center		8 - East	50 Rural	\$49,776,664	\$32,542,729	\$36,004,212	\$5,477,787	\$8,577,032	
		Community Hospital		5 - Grand Junction	44 Urban	\$229,526,910	\$75,079,702	\$133,128,056	\$10,452,449	\$87,267,591	
		Delta County Memorial Hospital		9 - West	49 Rural	\$112,812,580	\$36,403,825	\$49,332,621	\$5,187,073	\$2,916,225	
		Mercy Regional Medical Center	Centura Health CHI	9 - West	82 Rural	\$336,298,581	\$128,642,382	\$235,018,601	\$15,889,095	\$17,271,239	
		Montrose Memorial Hospital		9 - West	75 Rural	\$164,618,614	\$56,376,415	\$74,334,373	\$8,030,745	\$24,400,352	
		National Jewish Health		3 - Denver	46 Urban	\$120,901,842	\$39,843,022	\$84,829,575	\$875,393	\$8,273,926	
OrthoColorado Hospital		Centura Health CHI	3 - Denver	48 Urban	\$195,842,260	\$586,776	\$170,031,573	\$1,955,993	\$4,635,980		
Pioneers Medical Center			9 - West	40 CAH*	\$14,043,095	\$3,345,734	\$12,503,779	\$587,291			
San Luis Valley Health Regional Medical Center		San Luis Valley	8 - East	49 Rural	\$82,870,367	\$60,385,010	\$42,417,922	\$7,929,582	\$12,127,561		
St. Anthony Summit Medical Center		Centura Health CHI	9 - West	35 Rural	\$57,234,588	\$43,109,951	\$164,508,181	\$21,642,055	\$7,328,054		
UCHealth Broomfield Hospital		UCHealth	3 - Denver	40 Urban	\$17,543,363	\$24,256,911	\$35,947,198	\$5,971,561	\$4,438,805		
UCHealth Longs Peak Hospital		UCHealth	6 - Greeley	51 Urban	\$148,915,569	\$77,202,653	\$132,499,045	\$13,335,362	\$13,268,929		
UCHealth Yampa Valley Medical Center		UCHealth	9 - West	39 Rural	\$58,795,416	\$20,524,085	\$74,044,557	\$4,364,265	\$6,886,137		
Vail Health Hospital			9 - West	58 Rural	\$112,156,438	\$22,758,277	\$172,945,573	\$13,926,769	\$7,337,567		
Valley View Hospital			9 - West	78 Rural	\$194,218,755	\$77,526,574	\$196,372,138	\$13,765,749	\$29,581,064		
Subtotal					1031	\$2,098,757,094	\$796,830,047	\$1,852,449,020	\$156,633,603	\$256,030,131	
Large (91 or more beds)		Avista Adventist Hospital	Centura Health Adventist	1 - Boulder	114 Urban	\$214,230,250	\$93,819,902	\$279,007,078	\$29,387,337	\$8,570,900	
	Boulder Community Health		1 - Boulder	167 Urban	\$738,192,134	\$152,557,863	\$690,374,169	\$30,645,795	\$76,189,462		
	Children's Hospital Colorado	Children's Hospital CO	3 - Denver	465 Urban	\$8,749,941	\$1,468,963,331	\$1,357,697,549	\$23,736,614	\$145,181,861		
	Denver Health Medical Center		3 - Denver	555 Urban	\$550,657,400	\$1,230,887,520	\$443,191,994	\$308,859,941	\$135,014,387		
	Good Samaritan Medical Center	SCL Health	1 - Boulder	234 Urban	\$717,355,306	\$129,810,134	\$564,877,213	\$20,224,063	\$42,602,766		
	Littleton Adventist Hospital	Centura Health Adventist	3 - Denver	231 Urban	\$701,841,873	\$153,955,159	\$575,144,481	\$41,260,173	\$20,574,542		
	Longmont United Hospital	Centura Health CHI	1 - Boulder	186 Urban	\$285,430,045	\$137,025,665	\$182,930,051	\$25,860,300	\$9,692,364		
	Lutheran Medical Center	SCL Health	3 - Denver	362 Urban	\$901,314,158	\$325,855,999	\$489,105,518	\$53,384,295	\$42,665,107		
	McKee Medical Center	Banner Health	4 - Ft. Collins	115 Urban	\$188,782,394	\$73,842,347	\$117,760,019	\$10,214,430	\$11,305,365		
	North Colorado Medical Center	Banner Health	6 - Greeley	378 Urban	\$515,962,241	\$266,013,564	\$284,725,054	\$44,243,869	\$47,988,330		
	North Suburban Medical Center	HealthONE	3 - Denver	157 Urban	\$553,898,000	\$678,629,000	\$381,878,000	\$134,776,000	\$65,345,000		
	Parker Adventist Hospital	Centura Health Adventist	3 - Denver	170 Urban	\$484,694,577	\$165,646,847	\$570,732,116	\$39,200,021	\$38,870,566		
	Parkview Medical Center		7 - Pueblo	350 Urban	\$1,195,902,122	\$581,219,166	\$429,135,537	\$32,052,625	\$38,341,317		
	Penrose-St. Francis Health Services	Centura Health CHI	2 - Colorado Springs	522 Urban	\$1,688,232,159	\$564,419,171	\$896,091,343	\$66,098,197	\$248,417,008		
	Platte Valley Medical Center	SCL Health	98 - Urban	98 Urban	\$119,048,902	\$89,304,130	\$122,827,296	\$19,492,284	\$23,261,094		
	Porter Adventist Hospital	Centura Health Adventist	3 - Denver	368 Urban	\$667,056,535	\$205,940,842	\$467,291,977	\$39,298,235	\$25,977,618		
	Presbyterian/St. Luke's Medical Center	HealthONE	3 - Denver	680 Urban	\$854,871,000	\$1,032,791,000	\$1,375,350,000	\$160,322,000	\$127,179,000		
	Rose Medical Center	HealthONE	3 - Denver	402 Urban	\$910,636,000	\$388,681,000	\$850,716,000	\$141,592,000	\$108,543,000		
	Sky Ridge Medical Center	HealthONE	3 - Denver	284 Urban	\$1,612,628,000	\$316,633,000	\$1,535,625,000	\$89,368,000	\$202,208,000		
	St. Anthony Hospital	Centura Health CHI	3 - Denver	237 Urban	\$921,799,860	\$370,526,273	\$612,692,271	\$61,241,905	\$32,808,358		
	St. Anthony North Health Campus	Centura Health CHI	3 - Denver	100 Urban	\$369,875,770	\$225,908,243	\$291,791,088	\$43,450,265	\$15,261,136		
	St. Joseph Hospital	SCL Health	3 - Denver	400 Urban	\$1,156,741,202	\$414,635,292	\$1,012,869,840	\$119,199,392	\$18,287,791		
	St. Mary-Corwin Medical Center	Centura Health CHI	7 - Pueblo	408 Urban	\$331,005,932	\$184,724,835	\$132,373,002	\$12,276,186	\$19,394,418		
	St. Mary's Hospital & Medical Center, Inc.	SCL Health	5 - Grand Junction	346 Urban	\$616,110,931	\$280,996,749	\$260,389,929	\$37,715,347	\$124,914,115		
	Swedish Medical Center	HealthONE	3 - Denver	408 Urban	\$2,029,725,000	\$939,215,000	\$1,414,380,000	\$151,596,000	\$230,076,000		
	The Medical Center of Aurora	HealthONE	3 - Denver	346 Urban	\$1,349,363,000	\$784,393,000	\$766,179,000	\$199,674,000	\$120,995,000		
	UCHealth Medical Center of the Rockies	UCHealth	4 - Ft. Collins	174 Urban	\$850,836,043	\$197,378,797	\$483,112,564	\$35,620,297	\$66,009,331		
	UCHealth Memorial Hospital Central	UCHealth	2 - Colorado Springs	553 Urban	\$1,479,981,558	\$1,084,186,214	\$992,667,600	\$99,288,924	\$423,510,466		
	UCHealth Poudre Valley Hospital	UCHealth	4 - Ft. Collins	255 Urban	\$877,743,138	\$292,671,917	\$574,413,897	\$35,159,082	\$57,762,054		
	UCHealth University of Colorado Hospital	UCHealth	3 - Denver	699 Urban	\$3,278,754,696	\$1,841,490,064	\$3,113,556,203	\$202,833,691	\$522,829,149		
	Children's Hospital Colorado Springs	Children's Hospital CO	2 - Colorado Springs	99 Urban	\$101,161	\$140,120,939	\$76,659,677	\$3,658,910	\$55,923,223		
	Subtotal				9863	\$26,171,521,329	\$14,812,242,963	\$21,345,545,467	\$2,311,730,179	\$3,105,698,791	
	Total				11621	\$29,093,095,910	\$15,976,221,744	\$23,822,605,459	\$2,546,255,774	\$3,458,964,930	

\* These Critical Access Hospitals have a Frontier Designation (are based in any county with less than 6 people/square mile)



Uncompensated Care Charges by Payer Type 2019

Size	Hospital	System	DOI	Beds	Medicare	Medicaid	Commercial	Self Pay	CICP/Other	
Small (25 beds or less)	Animas Surgical Hospital		9 - West	12 Rural	\$50,511	\$60,311	\$517,790	\$570,636	\$7,179	
	Aspen Valley Hospital		9 - West	25 CAH	\$182,609	\$23,607	\$1,937,114	\$2,174,417	\$1,485,412	
	Banner Fort Collins Medical Center	Banner Health	4 - Ft. Collins	23 Urban	\$192,441	\$36,725	\$1,724,584	\$2,237,954	\$109,450	
	Colorado Canyons Hospital and Medical Center		5 - Grand Junction	25 CAH	\$610,992	\$16,308	\$451,804	\$736,173	\$157,184	
	East Morgan County Hospital	Banner Health	8 - East	25 CAH	\$195,230	\$73,929	\$760,729	\$1,011,297	\$84,741	
	Estes Park Health		4 - Ft. Collins	25 CAH	\$79,118	\$11,303	\$821,112	\$1,132,827	\$109,836	
	Grand River Hospital District		9 - West	25 CAH	\$42,086	-\$891	\$498,357	\$6,146,507	\$681,775	
	Gunnison Valley Health		9 - West	24 CAH	\$40,634	\$20,317	\$1,929,825	\$1,015,842		
	Haxtun Hospital District		8 - East	25 CAH						
	Heart of the Rockies Regional Medical Center		8 - East	25 CAH	\$244,824	\$69,466	\$840,364	\$1,635,980	\$42,155	
	Keefe Memorial Health Service District		8 - East	25 CAH*	\$67,518		\$67,518	\$315,083		
	Kit Carson County Health Service District		8 - East	19 CAH*						
	Lincoln Community Hospital		8 - East	15 CAH*			\$727,120	\$1,328,175	\$176,272	
	Melissa Memorial Hospital		8 - East	15 CAH				\$1,033,935		
	Memorial Regional Health		9 - West	25 CAH*						
	Middle Park Medical Center - Kremmling		9 - West	23 CAH						
	Mt. San Rafael Hospital		8 - East	25 CAH*	\$795,408	\$367,111	\$1,315,482	\$1,476,230		
	Pagosa Springs Medical Center		9 - West	11 CAH					\$4,217,396	
	Prowers Medical Center		8 - East	25 CAH	\$91,055	\$5,839	\$183,712	\$502,002	\$245,465	
	Rangely District Hospital		9 - West	25 CAH*						
	Rio Grande Hospital		8 - East	17 CAH	\$8,311		\$401,450	\$1,641,496	\$644,759	
	San Luis Valley Health Conejos County Hospital	San Luis Valley	8 - East	17 CAH	\$285,329	\$162,313	\$70,621	\$27,338	\$23,917	
	Sedgwick County Health Center		8 - East	15 CAH*	\$107,827	\$37,723	\$290,661	\$588,614		
	Southwest Health System, Inc.		9 - West	23 CAH*	-\$10,806	\$126,194	\$7,352	\$72,491		
	Spanish Peaks Regional Health Center		8 - East	20 CAH*	\$239,050	\$84,570	\$105,104	\$114,659	\$369,677	
	St. Thomas More Hospital	Centura Health CHI	8 - East	25 CAH	\$539,877	\$195,731	\$1,606,751	\$899,788	\$1,715,265	
	St. Vincent General Hospital District		9 - West	25 CAH	\$466,187	\$414,389	\$725,180	\$120,863		
	Sterling Regional MedCenter	Banner Health	8 - East	25 Rural	\$630,231	\$27,700	\$993,742	\$2,009,719	\$66,627	
	UCHealth Grandview Hospital	UCHealth	2 - Colorado Springs	22 Urban	\$3,982		\$2,301,626	\$4,371,788	\$685,503	
	UCHealth Pikes Peak Regional Hospital	UCHealth	2 - Colorado Springs	15 CAH	\$223,048		\$126,624	\$398,490	\$1,321,797	
	Weisbrod Memorial County Hospital		8 - East	25 CAH*				\$43,882	\$26,912	
	Wray Community District Hospital		8 - East	16 CAH*	\$196,439	\$65,881	\$792	\$1,164,961	\$249	
	Yuma District Hospital		8 - East	15 CAH*						
	Subtotal				727	\$5,281,900	\$1,798,525	\$18,405,413	\$32,771,148	\$12,172,070
	Medium (26-90 beds)	Arkansas Valley Regional Medical Center		8 - East	55 CAH	\$126,205	\$36,078	\$2,829,612	\$785,872	\$626,474
		Castle Rock Adventist Hospital	Centura Health Adventist	3 - Denver	55 Urban	\$159,458	-\$93,382	\$3,625,325	\$3,562,841	\$2,267,587
		Colorado Plains Medical Center		8 - East	50 Rural	\$1,455,076	\$951,991	\$1,060,348	\$189,624	\$1,536,943
Community Hospital			5 - Grand Junction	44 Urban	\$2,820,116	\$97,650	\$7,119,570	\$3,541,811		
Delta County Memorial Hospital			9 - West	49 Rural	\$1,513,741	\$504,580	\$672,774	\$84,097	\$28,032	
Mercy Regional Medical Center		Centura Health CHI	9 - West	82 Rural	\$642,125	-\$466,233	\$4,700,714	\$1,922,936	\$3,970,511	
Montrose Memorial Hospital			9 - West	75 Rural	\$552,820	\$138,738	\$791,024	\$2,778,861	\$5,934,951	
National Jewish Health			3 - Denver	46 Urban	\$762,522	\$18,526	\$1,732,876	\$169,048	\$39,370	
OrthoColorado Hospital		Centura Health CHI	3 - Denver	48 Urban	\$572,298	-\$4,689	\$169,678	-\$198,062	\$59,335	
Pioneers Medical Center			9 - West	40 CAH*	\$855	\$22,714	\$311,487	\$430,809	\$197,035	
San Luis Valley Health Regional Medical Center		San Luis Valley	8 - East	49 Rural	\$3,149,641	\$2,232,270	\$1,475,439	\$290,501	\$496,911	
St. Anthony Summit Medical Center		Centura Health CHI	9 - West	35 Rural	\$92,108	\$116,488	\$5,724,016	\$5,233,353	\$5,736,607	
UCHealth Broomfield Hospital		UCHealth	3 - Denver	40 Urban	\$1,293		\$3,721,975	\$5,776,155	\$460,984	
UCHealth Longs Peak Hospital		UCHealth	6 - Greeley	51 Urban	\$727,505	-\$21,727	\$1,362,804	\$4,797,713	\$4,789,552	
UCHealth Yampa Valley Medical Center		UCHealth	9 - West	39 Rural	\$426,596	\$179,769	\$1,233,317	\$2,665,918	\$1,482,150	
Vail Health Hospital			9 - West	58 Rural	\$149,130	\$81,339	\$3,156,993	\$13,751,227	\$19,949	
Valley View Hospital			9 - West	78 Rural	\$734,084	\$676,342	\$990,607	\$5,344,071	\$10,077,415	
Subtotal				1031	\$13,885,572	\$4,470,454	\$40,678,738	\$51,126,775	\$37,947,764	
Large (91 or more beds)	Avista Adventist Hospital	Centura Health Adventist	1 - Boulder	114 Urban	\$727,937	-\$100,928	\$2,799,545	\$3,031,870	\$7,041,521	
	Boulder Community Health		1 - Boulder	167 Urban	\$12,696,094	\$2,660,733	\$9,893,944	\$269,739	\$667,802	
	Children's Hospital Colorado	Children's Hospital CO	3 - Denver	465 Urban				\$47,054,179		
	Denver Health Medical Center		3 - Denver	555 Urban	\$6,889,127	\$1,269,034	\$17,731,541	\$198,328,474	\$67,778,738	
	Good Samaritan Medical Center	SCL Health	1 - Boulder	234 Urban	\$946,378	\$305,415	\$3,242,621	\$5,657,107	\$1,194,061	
	Littleton Adventist Hospital	Centura Health Adventist	3 - Denver	231 Urban	\$914,284	-\$415,869	\$5,824,300	\$11,150,419	\$5,699,069	
	Longmont United Hospital	Centura Health CHI	1 - Boulder	186 Urban	\$271,385	-\$154,059	\$4,989,127	\$4,859,997	\$9,907,855	
	Lutheran Medical Center	SCL Health	3 - Denver	362 Urban	\$418,283	\$284,247	\$4,760,376	\$22,309,152	\$1,083,837	
	McKee Medical Center	Banner Health	4 - Ft. Collins	115 Urban	\$883,531	\$256,494	\$3,065,935	\$7,987,272	\$158,717	
	North Colorado Medical Center	Banner Health	6 - Greeley	378 Urban	\$2,956,131	\$954,498	\$11,881,942	\$30,330,965	\$311,542	
	North Suburban Medical Center	HealthONE	3 - Denver	157 Urban	\$1,908,000	\$5,453,000	\$10,023,000	\$41,004,000	\$397,000	
	Parker Adventist Hospital	Centura Health Adventist	3 - Denver	170 Urban	\$796,561	-\$39,586	\$7,790,204	\$8,782,888	\$4,693,584	
	Parkview Medical Center		7 - Pueblo	350 Urban	\$1,117,534	\$109,921	\$7,199,848	\$9,398,275	\$9,390,174	
	Penrose-St. Francis Health Services	Centura Health CHI	2 - Colorado Springs	522 Urban	\$6,979,020	\$2,021,057	\$11,055,783	\$17,712,686	\$31,760,833	
	Platte Valley Medical Center	SCL Health	3 - Denver	98 Urban	\$285,198	\$135,402	\$6,068,751	\$9,429,542	\$2,584,720	
	Porter Adventist Hospital	Centura Health Adventist	3 - Denver	368 Urban	\$2,696,913	-\$646,453	\$4,007,338	\$4,830,849	\$8,036,550	
	Presbyterian/St. Luke's Medical Center	HealthONE	3 - Denver	680 Urban	\$2,209,000	\$8,706,000	\$7,423,000	\$14,926,000	\$564,000	
	Rose Medical Center	HealthONE	3 - Denver	402 Urban				\$26,133,000		
	Sky Ridge Medical Center	HealthONE	3 - Denver	284 Urban	\$1,106,000	\$2,727,000	\$10,354,000	\$12,780,000	\$492,000	
	St. Anthony Hospital	Centura Health CHI	3 - Denver	237 Urban	\$2,908,375	-\$3,654,421	\$10,837,830	\$12,859,866	\$19,633,104	
	St. Anthony North Health Campus	Centura Health CHI	3 - Denver	100 Urban	\$1,220,537	-\$339,282	\$6,488,157	\$10,238,460	\$9,321,223	
	St. Joseph Hospital	SCL Health	3 - Denver	400 Urban	\$1,147,263	\$2,015,959	\$5,671,482	\$74,486,506	\$473,367	
	St. Mary-Corwin Medical Center	Centura Health CHI	7 - Pueblo	408 Urban	\$1,485,733	-\$33,858	\$2,285,518	\$1,163,706	\$6,422,971	
	St. Mary's Hospital & Medical Center, Inc.	SCL Health	5 - Grand Junction	346 Urban	\$1,904,408	\$1,454,793	\$8,208,621	\$24,821,021	\$4,157,783	
	Swedish Medical Center	HealthONE	3 - Denver	408 Urban	\$4,239,000	\$7,640,000	\$18,655,000	\$52,289,000	\$571,000	
	The Medical Center of Aurora	HealthONE	3 - Denver	346 Urban	\$4,291,000	\$7,447,000	\$20,229,000	\$54,625,000	\$565,000	
	UCHealth Medical Center of the Rockies	UCHealth	4 - Ft. Collins	174 Urban	\$1,118,560	\$836,786	\$7,781,269	\$22,734,319	\$11,524,060	
UCHealth Memorial Hospital Central	UCHealth	2 - Colorado Springs	553 Urban	\$4,103,072	\$3,422,975	\$13,144,611	\$36,763,596	\$44,188,445		
UCHealth Poudre Valley Hospital	UCHealth	4 - Ft. Collins	255 Urban	\$1,871,121	\$1,029,999	\$6,067,887	\$20,944,128	\$9,399,518		
UCHealth University of Colorado Hospital	UCHealth	3 - Denver	699 Urban	\$10,170,646	\$5,946,150	\$20,422,588	\$64,860,902	\$63,179,698		
Children's Hospital Colorado Springs	Children's Hospital CO	2 - Colorado Springs	99 Urban				\$6,016,293			
Subtotal				9863	\$78,261,090	\$49,292,009	\$247,903,218	\$857,779,211	\$321,198,173	
Total				11621	\$97,428,563	\$55,560,988	\$306,987,369	\$941,677,134	\$371,318,007	

\* These Critical Access Hospitals have a Frontier Designation (are based in any county with less than 6 people/square mile)

Hospital Expenditure Report Detailed Data by Hospital

Operating Expense Mix Fields					Patient Service	Patient Other	General/ Admin	Building & Major	Other	Unallocated
Size	Hospital	System	DOI	Beds	Expense	Expense	Expense	Equipment	Expense	Expense
Size Classification: Small (25 beds or less)	Animas Surgical Hospital		9 - West	12 Rural	\$16,700,704	\$1,295,343	\$6,473,595	\$6,415,269	\$882,464	\$0
	Aspen Valley Hospital		9 - West	25 CAH	\$19,003,646			\$2,207,826	\$86,073,169	\$3,450,871
	Banner Fort Collins Medical Center	Banner Health	4 - Ft. Collins	23 Urban	\$20,595,814	\$194,290	\$9,188,578	\$10,201,929	\$3,481,546	\$41,067,683
	Colorado Canyons Hospital and Medical Center		5 - Grand Junction	25 CAH				\$5,285,606		\$41,067,683
	East Morgan County Hospital	Banner Health	8 - East	25 CAH	\$17,540,216	\$169,925	\$7,879,493	\$3,082,014	\$3,466,406	\$43,104,797
	Estes Park Health		4 - Ft. Collins	25 CAH		\$328,455	\$191,069	\$5,640,898	\$3,422,820	\$5,389,436
	Grand River Hospital District		9 - West	25 CAH	\$18,734,863	\$202,063	\$26,399,600	\$5,418,473	\$2,921,822	\$40,716,669
	Gunnison Valley Health		9 - West	24 CAH				\$4,084,907	\$545,004	
	Haxtun Hospital District		8 - East	25 CAH						
	Heart of the Rockies Regional Medical Center		8 - East	25 CAH	\$41,132,850	\$2,478,067	\$22,139,249	\$7,923,711	\$2,143,887	\$3,246,442
	Keefe Memorial Health Service District		8 - East	25 CAH*				\$826,866		
	Kit Carson County Health Service District		8 - East	19 CAH*						\$3,246,442
	Lincoln Community Hospital		8 - East	15 CAH*	\$10,633,211		\$7,244,995	\$750,756	\$355,214	
	Melissa Memorial Hospital		8 - East	15 CAH				\$1,947,887	\$581,576	\$15,699,926
	Memorial Regional Health		9 - West	25 CAH*						
	Middle Park Medical Center - Kremmling		9 - West	23 CAH						
	Mt. San Rafael Hospital		8 - East	25 CAH*	\$3,872,139	\$7,468,031	\$1,137,089	\$1,248,893		\$20,221,765
	Paogos Springs Medical Center		9 - West	11 CAH				\$3,387,279	\$1,389,717	\$30,793,902
	Prowers Medical Center		8 - East	25 CAH	\$17,239,790	\$3,860,975	\$3,037,707	\$2,479,975	\$5,890,755	
	Rangely District Hospital		9 - West	25 CAH*	\$10,717,462	\$1,142,379	\$2,241,581	\$2,462,580		
	Rio Grande Hospital		8 - East	17 CAH	\$14,832,732	\$6,780,678	\$913,569	\$3,801,179	\$47,200	\$0
	San Luis Valley Health Conejos County Hospital	San Luis Valley	8 - East	17 CAH				\$970,668	\$859,052	\$8,480,206
	Sedgwick County Health Center		8 - East	15 CAH*	\$6,212,738	\$1,118,992	\$3,865,132	\$802,667		
	Southeast Colorado Hospital District		8 - East	23 CAH*				\$1,518,837	\$17,937,932	
	Southwest Health System, Inc.		9 - West	25 CAH			\$5,349,347	\$885,183		
	Spanish Peaks Regional Health Center		8 - East	20 CAH*				\$1,764,500	\$2,376,004	\$12,972,360
	St. Thomas More Hospital	Centura Health CHI	8 - East	25 CAH	\$47,130,399	\$11,184,525	\$3,124,997	\$5,285,346		
	St. Vincent General Hospital District		9 - West	25 CAH	\$5,367,540	\$287,220	\$4,273,480	\$952,790	\$341,139	
	Sterling Regional MedCenter	Banner Health	8 - East	25 Rural	\$25,043,567	\$962,399	\$12,803,883	\$5,376,014	\$6,432,851	
	UCHealth Grandview Hospital	UCHealth	2 - Colorado Springs	22 Urban	\$22,558,923	\$5,769,860	\$4,310,840	\$6,502,651		\$0
	UCHealth Pikes Peak Regional Hospital	UCHealth	2 - Colorado Springs	15 CAH	\$14,540,853	\$2,062,556	\$3,637,392	\$2,865,376		
	Weisbrod Memorial County Hospital		8 - East	25 CAH*				\$472,590	\$8,206,336	
	Wray Community District Hospital		8 - East	16 CAH*				\$1,057,261	\$22,901,411	
Yuma District Hospital		8 - East	15 CAH*							
Subtotal				727	\$292,853,800	\$45,306,297	\$124,211,597	\$112,415,932	\$86,390,962	\$311,217,226
Medium (26-90 beds)	Arkansas Valley Regional Medical Center		8 - East	55 CAH	\$3,660,324	\$7,275,766	\$1,704,049	\$5,089,882		\$20,814,192
	Castle Rock Adventist Hospital	Centura Health Adventist	3 - Denver	55 Urban	\$83,861,617	\$13,746,841	\$4,222,403	\$14,307,724		
	Colorado Plains Medical Center		8 - East	50 Rural	\$12,979,826	\$9,516,033	\$9,855,338	\$1,906,461	\$1,284,845	
	Community Hospital		5 - Grand Junction	44 Urban				\$17,616,331	\$8,585,265	\$141,793,392
	Delta County Memorial Hospital		9 - West	49 Rural			\$82,649,919	\$6,439,656		
	Mercy Regional Medical Center	Centura Health CHI	9 - West	82 Rural	\$161,855,516	\$25,048,238	\$7,678,809	\$16,494,831		
	Montrose Memorial Hospital		9 - West	75 Rural	\$54,842,059	\$16,231,580	\$41,964,351	\$5,173,752		\$0
	National Jewish Health		3 - Denver	46 Urban	\$120,248,830	\$2,799,070	\$52,308,855	\$13,853,897	\$93,633,742	\$0
	OrthoColorado Hospital	Centura Health CHI	3 - Denver	48 Urban	\$47,645,900	\$6,579,812	\$8,232,667	\$3,392,728		
	Pioneers Medical Center		9 - West	40 CAH*				\$4,572,035	\$21,050,809	\$4,001,711
	San Luis Valley Health Regional Medical Center	San Luis Valley	8 - East	49 Rural				\$7,562,757	\$7,010,226	\$74,194,008
	St. Anthony Summit Medical Center	Centura Health CHI	9 - West	35 Rural	\$54,933,840	\$14,269,144	\$3,957,548	\$9,772,452		
	UCHealth Broomfield Hospital	UCHealth	3 - Denver	40 Urban	\$24,334,547	\$5,143,376	\$5,489,238	\$10,885,723		\$0
	UCHealth Longs Peak Hospital	UCHealth	6 - Greeley	51 Urban	\$74,663,749	\$19,085,042	\$12,838,898	\$16,763,591		
	UCHealth Yampa Valley Medical Center	UCHealth	9 - West	39 Rural	\$68,643,446	\$7,751,988	\$14,620,066		\$911	\$0
	Yail Valley Hospital		9 - West	58 Rural				\$35,789,553	\$163,558,405	
	Valley View Hospital		9 - West	78 Rural	\$73,856,839	\$25,919,890	\$37,982,163	\$26,423,915		\$72,808,016
Subtotal				1031	\$803,335,700	\$157,488,163	\$290,015,033	\$210,660,911	\$295,124,203	\$313,611,320
Large (91 or more beds)	Avista Adventist Hospital	Centura Health Adventist	1 - Boulder	114 Urban	\$107,156,365	\$17,268,811	\$5,935,323	\$11,079,431		
	Boulder Community Hospital		1 - Boulder	167 Urban	\$183,077,927	\$39,682,180	\$29,785,475	\$45,739,510	\$71,067,211	
	Children's Hospital Colorado	Children's Hospital CO	3 - Denver	465 Urban	\$741,054,262	\$90,727,787	\$148,086,971	\$122,116,226	\$58,756,725	\$0
	Denver Health Medical Center		3 - Denver	555 Urban	\$523,402,500	\$12,653,651	\$331,926,142	\$91,542,040	\$114,409,996	
	Good Samaritan Medical Center	SCL Health	1 - Boulder	234 Urban	\$159,885,475	\$64,322,633	\$35,028,165	\$13,634,032		\$1
	Littleton Adventist Hospital	Centura Health Adventist	3 - Denver	231 Urban	\$193,802,299	\$35,728,021	\$13,770,685	\$31,485,348		
	Longmont United Hospital	Centura Health CHI	1 - Boulder	186 Urban	\$103,458,240	\$23,677,372	\$10,289,363	\$18,435,178		
	Lutheran Medical Center	SCL Health	3 - Denver	362 Urban	\$207,112,687	\$69,250,862	\$53,602,000	\$19,706,820		\$0
	McKee Medical Center	Banner Health	4 - Ft. Collins	115 Urban	\$61,003,997	\$1,133,277	\$27,882,313	\$12,759,393	\$19,504,523	
	North Colorado Medical Center	Banner Health	6 - Greeley	378 Urban	\$176,487,787	\$4,153,028	\$70,958,145	\$48,521,512	\$51,050,762	
	North Suburban Medical Center	HealthONE	3 - Denver	157 Urban	\$84,574,000	\$4,688,000	\$41,896,000	\$17,253,000	\$29,061,000	
	Parker Adventist Hospital	Centura Health Adventist	3 - Denver	170 Urban	\$188,471,346	\$31,971,592	\$10,998,637	\$32,415,798		
	Parkview Medical Center		7 - Pueblo	350 Urban	\$186,565,663	\$22,629,270	\$129,542,263	\$16,980,000	\$43,012,555	\$0
	Penrose-St. Francis Health Services	Centura Health CHI	2 - Colorado Springs	522 Urban	\$471,475,243	\$111,624,424	\$32,471,560	\$53,403,616		\$0
	Platte Valley Medical Center	SCL Health	3 - Denver	98 Urban	\$65,725,114	\$37,875,837	\$17,266,830	\$9,020,033		
	Porter Adventist Hospital	Centura Health Adventist	3 - Denver	368 Urban	\$239,147,563	\$35,867,540	\$15,352,862	\$28,248,812		
	Presbyterian/St. Luke's Medical Center	HealthONE	3 - Denver	680 Urban	\$247,566,000	\$22,334,000	\$98,691,000	\$51,566,000	\$55,411,000	
	Rose Medical Center	HealthONE	3 - Denver	402 Urban	\$136,541,000	\$7,428,000	\$65,464,000	\$33,887,000	\$37,810,000	
	Sky Ridge Medical Center	HealthONE	3 - Denver	284 Urban	\$188,515,000	\$9,693,000	\$85,748,000	\$38,446,000	\$48,608,000	
	St. Anthony Hospital	Centura Health CHI	3 - Denver	237 Urban	\$270,757,217	\$64,920,819	\$14,375,493	\$41,128,119		
	St. Anthony North Health Campus	Centura Health CHI	3 - Denver	100 Urban	\$125,760,332	\$30,501,811	\$10,638,366	\$22,669,952		
	St. Joseph Hospital	SCL Health	3 - Denver	400 Urban	\$309,160,805	\$104,799,098	\$75,999,397	\$38,057,403		\$0
	St. Mary-Corwin Medical Center	Centura Health CHI	7 - Pueblo	408 Urban	\$99,442,425	\$19,891,526	\$5,540,925	\$13,495,764		
	St. Mary's Hospital & Medical Center, Inc.		5 - Grand Junction	346 Urban	\$216,852,698	\$102,648,201	\$49,017,117	\$27,949,376		\$0
	Swedish Medical Center	SCL Health	3 - Denver	408 Urban	\$262,278,000	\$16,783,000	\$104,214,000	\$53,021,000	\$68,950,000	
	The Medical Center of Aurora	HealthONE	3 - Denver	346 Urban	\$182,184,000	\$13,721,000	\$79,241,000	\$36,862,000	\$55,861,000	
	UCHealth Medical Center of the Rockies	UCHealth	4 - Ft. Collins	174 Urban	\$332,055,496	\$42,623,716	\$50,234,590	\$30,071,851		
	UCHealth Memorial Hospital Central	UCHealth	2 - Colorado Springs	553 Urban	\$595,272,582	\$99,679,651	\$90,150,006	\$62,562,986		\$0
	UCHealth Poudre Valley Hospital	UCHealth	4 - Ft. Collins	255 Urban	\$399,517,854	\$54,567,361	\$46,520,988	\$39,084,827		
	UCHealth University of Colorado Hospital	UCHealth	3 - Denver	699 Urban	\$1,290,513,759	\$234,115,267	\$165,069,099	\$120,379,646	\$2,079,089	\$0
Children's Hospital Colorado Springs	Children's Hospital CO	2 - Colorado Springs	99 Urban	\$61,309,953	\$2,709,280	\$21,208,219	\$7,766,646		\$0	
Subtotal				9863	\$8,410,127,588	\$1,429,670,018	\$1,936,904,935	\$1,189,289,319	\$655,581,862	\$1
Total				11621	\$9,506,317,088	\$1,632,464,478	\$2,351,131,565	\$1,512,366,161	\$1,037,097,027	\$624,828,546

\* These Critical Access Hospitals have a Frontier Designation (are based in any county with less than 6 people/square mile)

Hospital Expenditure Report Detailed Data by Hospital

Bad Debt Costs by Payer Type 2019										
DOI	Hospital	System	Size	Beds	Medicare	Medicaid	Commercial	Self Pay	CICP/Other	
1 - Boulder	Avista Adventist Hospital	Centura Health Adventist	Large	114	\$164,164	-\$22,761	\$631,351	\$683,745	\$5,271	
1 - Boulder	Boulder Community Health		Large	167	\$1,305,896	\$273,678	\$1,017,672	\$27,745	\$68,689	
1 - Boulder	Good Samaritan Medical Center	SCL Health	Large	234	\$83,039	\$28,836	\$402,872	\$231,387	\$182,530	
1 - Boulder	Longmont United Hospital	Centura Health CHI	Large	186	\$65,336	-\$37,090	\$1,201,139	\$1,170,051	-\$35,323	
<b>Total</b>				<b>701</b>	<b>\$1,618,434</b>	<b>\$242,663</b>	<b>\$3,253,034</b>	<b>\$2,112,927</b>	<b>\$221,166</b>	
2 - Colorado Springs	Children's Hospital Colorado Springs	Children's Hospital CO	Large	99				\$1,567,550		
2 - Colorado Springs	UCHealth Grandview Hospital	UCHealth	Small	22	\$5		\$62,980	\$79,430	\$514	
2 - Colorado Springs	UCHealth Pikes Peak Regional Hospital	UCHealth	Small	15	\$328		\$12,870	\$159,064	\$0	
2 - Colorado Springs	Penrose-St. Francis Health Services	Centura Health CHI	Large	522	\$1,339,119	\$387,796	\$2,121,360	\$3,398,672	\$492,320	
2 - Colorado Springs	UCHealth Memorial Hospital Central	UCHealth	Large	553	\$686,206	\$456,413	\$1,819,311	\$5,683,902	\$340,054	
<b>Total</b>				<b>1112</b>	<b>\$2,025,659</b>	<b>\$844,209</b>	<b>\$4,016,520</b>	<b>\$10,888,619</b>	<b>\$832,888</b>	
3 - Denver	UCHealth Broomfield Hospital	UCHealth	Medium	40	\$12		\$147,592	\$210,323	\$1,155	
3 - Denver	Castle Rock Adventist Hospital	Centura Health Adventist	Medium	55	\$36,816	-\$21,560	\$837,019	\$822,593	\$22,637	
3 - Denver	National Jewish Health		Medium	46	\$505,985	\$12,302	\$1,134,866	\$112,257	\$21,529	
3 - Denver	OrthoColorado Hospital	Centura Health CHI	Medium	48	\$101,157	-\$829	\$29,992	-\$35,009	\$297	
3 - Denver	Children's Hospital Colorado	Children's Hospital CO	Large	465				\$6,519,234		
3 - Denver	Denver Health Medical Center		Large	555	\$2,473,370	\$455,615	\$6,366,069	\$23,245,099	\$2,929,837	
3 - Denver	Littleton Adventist Hospital	Centura Health Adventist	Large	231	\$167,874	-\$76,359	\$1,069,415	\$2,047,358	-\$19,515	
3 - Denver	Lutheran Medical Center	SCL Health	Large	362	\$3,249	\$52,324	\$564,949	\$1,115,756	\$181,470	
3 - Denver	North Suburban Medical Center	HealthONE	Large	157	\$176,469	\$2,444	\$776,952	\$1,230,492	\$36,858	
3 - Denver	Parker Adventist Hospital	Centura Health Adventist	Large	170	\$161,374	-\$8,020	\$1,578,209	\$1,779,316	-\$71,704	
3 - Denver	Platte Valley Medical Center	SCL Health	Large	98	\$80,701	\$42,904	\$1,885,941	\$918,465	\$694,979	
3 - Denver	Porter Adventist Hospital	Centura Health Adventist	Large	368	\$608,500	-\$145,858	\$904,170	\$1,089,977	-\$37,008	
3 - Denver	Presbyterian/St. Luke's Medical Center	HealthONE	Large	680	\$245,409	\$6,560	\$817,361	\$695,929	\$42,977	
3 - Denver	Rose Medical Center	HealthONE	Large	402				\$1,593,874		
3 - Denver	Sky Ridge Medical Center	HealthONE	Large	284	\$95,074		\$588,510	\$270,807	\$41,169	
3 - Denver	St. Anthony Hospital	Centura Health CHI	Large	237	\$566,476	-\$711,786	\$2,110,927	\$2,504,767	\$92,788	
3 - Denver	St. Anthony North Health Campus	Centura Health CHI	Large	100	\$243,122	-\$67,583	\$1,292,395	\$2,039,429	-\$60,052	
3 - Denver	St. Joseph Hospital	SCL Health	Large	400	\$117,832	\$59,087	\$714,327	\$450,082	\$68,106	
3 - Denver	Swedish Medical Center	HealthONE	Large	408	\$427,808	\$8,162	\$1,354,548	\$1,531,565	\$51,091	
3 - Denver	The Medical Center of Aurora	HealthONE	Large	346	\$438,728	\$5,476	\$1,779,326	\$2,183,490	\$62,170	
3 - Denver	UCHealth University of Colorado Hospital	UCHealth	Large	699	\$1,038,025	\$415,825	\$2,819,966	\$11,324,837	\$220,402	
<b>Total</b>				<b>6238</b>	<b>\$7,487,982</b>	<b>\$28,705</b>	<b>\$26,772,535</b>	<b>\$61,650,640</b>	<b>\$4,279,186</b>	
4 - Ft. Collins	Banner Fort Collins Medical Center	Banner Health	Small	23	\$82,246	\$15,878	\$719,827	\$266,613	\$45,943	
4 - Ft. Collins	Estes Park Health		Small	25	\$45,348	\$6,478	\$323,914	\$226,740	\$45,348	
4 - Ft. Collins	McKee Medical Center	Banner Health	Large	115	\$252,816	\$75,404	\$854,881	\$350,340	\$40,624	
4 - Ft. Collins	UCHealth Medical Center of the Rockies	UCHealth	Large	174	\$249,499	\$179,844	\$1,659,421	\$2,979,905	\$54,038	
4 - Ft. Collins	UCHealth Poudre Valley Hospital	UCHealth	Large	255	\$396,871	\$258,334	\$1,279,791	\$3,141,997	\$63,651	
<b>Total</b>				<b>592</b>	<b>\$1,026,781</b>	<b>\$535,938</b>	<b>\$4,837,834</b>	<b>\$6,965,595</b>	<b>\$249,604</b>	
5 - Grand Junction	Colorado Canyons Hospital and Medical Center		Small	25	\$253,353	\$7,038	\$147,789	\$295,578		
5 - Grand Junction	Community Hospital		Medium	44	\$872,763		\$1,454,604	\$905,087		
5 - Grand Junction	St. Mary's Hospital & Medical Center, Inc.	SCL Health	Large	346	\$308,547	\$122,360	\$1,443,963	\$2,022,584	\$579,080	
<b>Total</b>				<b>415</b>	<b>\$1,434,662</b>	<b>\$129,397</b>	<b>\$3,046,357</b>	<b>\$3,223,250</b>	<b>\$579,080</b>	
6 - Greeley	UCHealth Longs Peak Hospital	UCHealth	Medium	51	\$/28/2499		\$215,379	\$1,007,009	\$0	
6 - Greeley	North Colorado Medical Center	Banner Health	Large	378	\$797,611	\$285,200	\$3,358,950	\$1,199,981	\$92,060	
<b>Total</b>				<b>479</b>	<b>\$1,016,542</b>	<b>\$285,200</b>	<b>\$3,574,328</b>	<b>\$2,206,989</b>	<b>\$92,060</b>	
7 - Pueblo	Parkview Medical Center		Large	350	\$189,950	\$18,684	\$1,223,776	\$1,597,448	\$84,076	
7 - Pueblo	St. Mary-Corwin Medical Center	Centura Health CHI	Large	408	\$300,575	-\$6,850	\$462,378	\$235,427	-\$1,753	
<b>Total</b>				<b>758</b>	<b>\$490,525</b>	<b>\$11,834</b>	<b>\$1,686,154</b>	<b>\$1,832,875</b>	<b>\$82,323</b>	
8 - East	Arkansas Valley Regional Medical Center		Medium	55	\$58,021	\$16,586	\$1,300,876	\$361,294	\$47,435	
8 - East	East Morgan County Hospital	Banner Health	Small	25	\$89,498	\$40,593	\$393,411	\$36,043	\$41,876	
8 - East	Haxtun Hospital District		Small	25						
8 - East	Heart of the Rockies Regional Medical Center		Small	25	\$50,548	\$5,347	\$331,661	\$636,706	\$16,332	
8 - East	Keefe Memorial Health Service District		Small	25	\$34,068		\$34,068	\$158,983		
8 - East	Kit Carson County Health Service District		Small	19						
8 - East	Lincoln Community Hospital		Small	15			\$467,185	\$835,270	\$113,257	
8 - East	Melissa Memorial Hospital		Small	15				\$673,254		
8 - East	Mt. San Rafael Hospital		Small	25	\$324,039	\$149,556	\$535,910	\$236,797		
8 - East	Prowers Medical Center		Small	25	\$59,699	\$3,829	\$120,449	\$329,133	\$540	
8 - East	Rio Grande Hospital		Small	17	\$5,167		\$249,578	\$638,266	\$41,208	
8 - East	San Luis Valley Health Conejos County Hospital	San Luis Valley	Small	17	\$90,497	\$51,480	\$22,399	\$8,671	\$7,586	
8 - East	Sedgwick County Health Center		Small	15	\$59,974	\$21,809	\$158,113	\$305,322		
8 - East	Southeast Colorado Hospital District		Small	23	-\$8,743	\$102,100	\$5,948	\$43,680		
8 - East	Spanish Peaks Regional Health Center		Small	20	\$15,727	\$2,018	\$35,275	\$65,517	\$6,792	
8 - East	St. Thomas More Hospital	Centura Health CHI	Small	25	\$153,372	\$55,605	\$456,456	\$255,618	\$42,283	
8 - East	Sterling Regional MedCenter	Banner Health	Small	25	\$232,452	\$67,225	\$378,719	\$164,253	\$25,464	
8 - East	Weisbrod Memorial County Hospital		Small	25					\$27,816	
8 - East	Wray Community District Hospital		Small	16	\$127,340	\$42,707	\$513	\$738,269	\$161	
8 - East	Yuma District Hospital		Small	15						
8 - East	Colorado Plains Medical Center		Medium	50	\$389,941	\$255,121	\$284,159	\$50,817	\$58,076	
8 - East	San Luis Valley Health Regional Medical Center	San Luis Valley	Medium	49	\$872,983	\$618,716	\$408,946	\$80,518	\$137,728	
<b>Total</b>				<b>551</b>	<b>\$2,554,581</b>	<b>\$1,432,691</b>	<b>\$5,183,665</b>	<b>\$5,618,413</b>	<b>\$566,554</b>	
9 - West	Animas Surgical Hospital		Small	12	\$12,613	\$15,777	\$136,953	\$123,830	\$1,903	
9 - West	Aspen Valley Hospital		Small	25	\$96,874	\$10,049	\$1,250,753	\$1,425,630	\$47,581	
9 - West	Grand River Hospital District		Small	25	\$13,435	\$22,563	\$54,042	\$2,478,288	\$6,582	
9 - West	Gunnison Valley Health		Small	24	\$18,812	\$9,406	\$442,079	\$470,297		
9 - West	Memorial Regional Health		Small	25						
9 - West	Middle Park Medical Center - Kremmling		Small	23						
9 - West	Pagosa Springs Medical Center		Small	11					\$1,835,277	
9 - West	Pioneers Medical Center		Medium	40	\$724	\$19,232	\$263,726	\$296,510	\$166,823	
9 - West	Rangely District Hospital		Small	25						
9 - West	Southwest Health System, Inc.		Small	25						
9 - West	St. Vincent General Hospital District		Small	25	\$335,746	\$298,441	\$522,272	\$87,045		
9 - West	Delta County Memorial Hospital		Medium	49	\$515,329	\$171,776	\$229,035	\$28,629	\$9,543	
9 - West	Mercy Regional Medical Center	Centura Health CHI	Medium	82	\$183,463	-\$133,208	\$1,343,050	\$549,406	\$34,451	
9 - West	Montrose Memorial Hospital		Medium	75	\$194,220	\$48,742	\$277,907	\$976,286	\$79,155	
9 - West	St. Anthony Summit Medical Center	Centura Health CHI	Medium	35	\$25,729	\$32,539	\$1,598,917	\$1,461,858	\$58,478	
9 - West	UCHealth Yampa Valley Medical Center	UCHealth	Medium	39	\$213,218		\$408,581	\$705,655	\$46,814	
9 - West	Vail Health Hospital		Medium	58	\$83,375	\$45,475	\$1,765,001	\$6,014,890	\$11,153	
9 - West	Valley View Hospital		Medium	78				\$2,294,500		
<b>Total</b>				<b>676</b>	<b>\$1,693,539</b>	<b>\$540,792</b>	<b>\$8,292,316</b>	<b>\$16,912,824</b>	<b>\$2,297,759</b>	

\* These Critical Access Hospitals have a Frontier Designation (are based in any county with less than 6 people/square mile)

Hospital Expenditure Report Detailed Data by Hospital

Bad Debt Charges by Payer Type 2019

DOI	Hospital	System	Size	Beds	Medicare	Medicaid	Commercial	Self Pay	CICP/Other
1 - Boulder	Avista Adventist Hospital	Centura Health Adventist	Large	114	\$727,937	-\$100,928	\$2,799,545	\$3,031,870	\$23,372
1 - Boulder	Boulder Community Health		Large	167	\$6,042,779	\$1,266,391	\$4,709,080	\$128,384	\$317,844
1 - Boulder	Good Samaritan Medical Center	SCL Health	Large	234	\$451,544	\$156,806	\$2,190,725	\$1,258,228	\$992,556
1 - Boulder	Longmont United Hospital	Centura Health CHI	Large	186	\$271,385	-\$154,059	\$4,989,127	\$4,859,997	-\$146,721
<b>Total</b>				<b>701</b>	<b>\$7,493,644</b>	<b>\$1,168,210</b>	<b>\$14,688,477</b>	<b>\$9,278,479</b>	<b>\$1,187,051</b>
2 - Colorado Springs	Children's Hospital Colorado Springs	Children's Hospital CO	Large	99				\$4,672,918	
2 - Colorado Springs	UCHealth Grandview Hospital	UCHealth	Small	22	1/21/1900		\$242,983	\$306,452	\$1,984
2 - Colorado Springs	UCHealth Pikes Peak Regional Hospital	UCHealth	Small	15	\$707		\$27,721	\$342,624	-\$1
2 - Colorado Springs	Penrose-St. Francis Health Services	Centura Health CHI	Large	522	\$6,979,020	\$2,021,057	\$11,055,783	\$17,712,686	\$2,565,800
2 - Colorado Springs	UCHealth Memorial Hospital Central	UCHealth	Large	553	\$3,311,169	\$2,202,345	\$8,778,775	\$27,426,702	\$1,640,873
<b>Total</b>				<b>1112</b>	<b>\$10,290,917</b>	<b>\$4,223,402</b>	<b>\$20,105,262</b>	<b>\$50,461,382</b>	<b>\$4,208,656</b>
3 - Denver	UCHealth Broomfield Hospital	UCHealth	Medium	40	1/23/1900		\$284,440	\$405,335	\$2,226
3 - Denver	Castle Rock Adventist Hospital	Centura Health Adventist	Medium	55	\$159,458	-\$93,382	\$3,625,325	\$3,562,841	\$98,047
3 - Denver	National Jewish Health		Medium	46	\$761,967	\$18,526	\$1,709,004	\$169,048	\$32,420
3 - Denver	OrthoColorado Hospital	Centura Health CHI	Medium	48	\$572,298	-\$4,689	\$169,678	-\$198,062	\$1,678
3 - Denver	Children's Hospital Colorado	Children's Hospital CO	Large	465				\$17,654,929	
3 - Denver	Denver Health Medical Center		Large	555	\$6,889,127	\$1,269,034	\$17,731,541	\$64,745,045	\$8,160,535
3 - Denver	Littleton Adventist Hospital	Centura Health Adventist	Large	231	\$914,284	-\$415,869	\$5,824,300	\$11,150,419	-\$106,284
3 - Denver	Lutheran Medical Center	SCL Health	Large	362	\$16,864	\$271,608	\$2,932,595	\$5,791,777	\$941,994
3 - Denver	North Suburban Medical Center	HealthONE	Large	157	\$1,805,000	\$25,000	\$7,947,000	\$12,586,000	\$377,000
3 - Denver	Parker Adventist Hospital	Centura Health Adventist	Large	170	\$796,561	-\$39,586	\$7,790,204	\$8,782,888	-\$353,938
3 - Denver	Platte Valley Medical Center	SCL Health	Large	98	\$234,733	\$124,795	\$5,485,594	\$2,671,517	\$2,021,471
3 - Denver	Porter Adventist Hospital	Centura Health Adventist	Large	368	\$2,696,913	-\$646,453	\$4,007,338	\$4,830,849	-\$164,023
3 - Denver	Presbyterian/St. Luke's Medical Center	HealthONE	Large	680	\$1,833,000	\$49,000	\$6,105,000	\$5,198,000	\$321,000
3 - Denver	Rose Medical Center	HealthONE	Large	402				\$13,618,000	
3 - Denver	Sky Ridge Medical Center	HealthONE	Large	284	\$963,000		\$5,961,000	\$2,743,000	\$417,000
3 - Denver	St. Anthony Hospital	Centura Health CHI	Large	237	\$2,908,375	-\$3,654,421	\$10,837,830	\$12,859,866	\$476,388
3 - Denver	St. Anthony North Health Campus	Centura Health CHI	Large	100	\$1,220,537	-\$339,282	\$6,488,157	\$10,238,460	-\$301,476
3 - Denver	St. Joseph Hospital	SCL Health	Large	400	\$608,504	\$305,137	\$3,688,902	\$2,324,301	\$351,710
3 - Denver	Swedish Medical Center	HealthONE	Large	408	\$4,036,000	\$77,000	\$12,779,000	\$14,449,000	\$482,000
3 - Denver	The Medical Center of Aurora	HealthONE	Large	346	\$3,846,000	\$48,000	\$15,598,000	\$19,141,000	\$545,000
3 - Denver	UCHealth University of Colorado Hospital	UCHealth	Large	699	\$5,138,214	\$2,058,328	\$13,958,799	\$56,057,819	\$1,090,990
<b>Total</b>				<b>6238</b>	<b>\$35,400,857</b>	<b>-\$947,254</b>	<b>\$132,923,707</b>	<b>\$268,782,032</b>	<b>\$14,393,737</b>
4 - Ft. Collins	Banner Fort Collins Medical Center	Banner Health	Small	23	11/2/2420	\$36,725	\$1,664,944	\$616,669	\$106,265
4 - Ft. Collins	Estes Park Health		Small	25	\$79,118	\$565,126	\$11,303	\$395,588	\$79,118
4 - Ft. Collins	McKee Medical Center	Banner Health	Large	115	\$834,235	\$248,817	\$2,820,910	\$1,156,043	\$134,050
4 - Ft. Collins	UCHealth Medical Center of the Rockies	UCHealth	Large	174	\$899,067	\$648,067	\$5,979,707	\$10,738,056	\$194,724
4 - Ft. Collins	UCHealth Poudre Valley Hospital	UCHealth	Large	255	\$1,357,753	\$883,796	\$4,378,345	\$10,749,218	\$217,759
<b>Total</b>				<b>592</b>	<b>\$3,360,407</b>	<b>\$1,828,708</b>	<b>\$15,409,032</b>	<b>\$23,655,574</b>	<b>\$731,916</b>
5 - Grand Junction	Colorado Canyons Hospital and Medical Center		Small	25	\$587,072	\$16,308	\$342,459	\$684,918	
5 - Grand Junction	Community Hospital		Medium	44	\$2,787,566		\$4,645,944	\$2,890,809	
5 - Grand Junction	St. Mary's Hospital & Medical Center, Inc.	SCL Health	Large	346	\$1,035,843	\$410,782	\$4,847,628	\$6,790,156	\$1,944,068
<b>Total</b>				<b>415</b>	<b>\$4,410,481</b>	<b>\$427,090</b>	<b>\$9,836,030</b>	<b>\$10,365,883</b>	<b>\$1,944,068</b>
6 - Greeley	UCHealth Longs Peak Hospital	UCHealth	Medium	51	3/7/3779		\$675,222	\$3,157,018	\$1
6 - Greeley	North Colorado Medical Center	Banner Health	Large	378	\$2,669,418	\$954,498	\$11,241,616	\$4,016,054	\$308,103
<b>Total</b>				<b>479</b>	<b>\$3,355,776</b>	<b>\$954,498</b>	<b>\$11,916,838</b>	<b>\$7,173,072</b>	<b>\$308,104</b>
7 - Pueblo	Parkview Medical Center		Large	350	\$1,117,534	\$109,921	\$7,199,848	\$9,398,275	\$494,646
7 - Pueblo	St. Mary-Corwin Medical Center	Centura Health CHI	Large	408	\$1,485,733	-\$33,858	\$2,285,518	\$1,163,706	-\$8,664
<b>Total</b>				<b>758</b>	<b>\$2,603,266</b>	<b>\$76,064</b>	<b>\$9,485,366</b>	<b>\$10,561,981</b>	<b>\$485,982</b>
8 - East	Arkansas Valley Regional Medical Center		Medium	55	\$126,205	\$36,078	\$2,829,612	\$785,872	\$103,179
8 - East	East Morgan County Hospital	Banner Health	Small	25	\$162,996	\$73,929	\$716,491	\$65,643	\$76,266
8 - East	Haxtun Hospital District		Small	25					
8 - East	Heart of the Rockies Regional Medical Center		Small	25	\$110,002	\$11,636	\$721,763	\$1,385,607	\$35,541
8 - East	Keefe Memorial Health Service District		Small	25	\$62,239		\$62,239	\$290,450	
8 - East	Kit Carson County Health Service District		Small	19					
8 - East	Lincoln Community Hospital		Small	15			\$727,120	\$1,300,002	\$176,272
8 - East	Melissa Memorial Hospital		Small	15				\$957,240	
8 - East	Mt. San Rafael Hospital		Small	25	\$795,408	\$367,111	\$1,315,482	\$581,259	
8 - East	Prowers Medical Center		Small	25	\$91,055	\$5,839	\$183,712	\$502,002	\$823
8 - East	Rio Grande Hospital		Small	17	\$8,311		\$401,450	\$1,026,662	\$66,284
8 - East	San Luis Valley Health Conejos County Hospital	San Luis Valley	Small	17	\$151,297	\$86,067	\$37,447	\$14,496	\$12,682
8 - East	Sedgwick County Health Center		Small	15	\$94,750	\$34,455	\$249,796	\$482,366	
8 - East	Southeast Colorado Hospital District		Small	23	-\$10,806	\$126,194	\$7,352	\$53,988	
8 - East	Spanish Peaks Regional Health Center		Small	20	\$27,523	\$3,531	\$61,733	\$114,659	\$11,886
8 - East	St. Thomas More Hospital	Centura Health CHI	Small	25	\$539,877	\$195,731	\$1,606,751	\$899,788	\$148,839
8 - East	Sterling Regional MedCenter	Banner Health	Small	25	\$554,882	\$160,473	\$904,034	\$392,086	\$60,784
8 - East	Weisbrod Memorial County Hospital		Small	25				\$561,981	\$485,982
8 - East	Wray Community District Hospital		Small	16	\$196,439	\$65,881	\$792	\$1,138,882	\$249
8 - East	Yuma District Hospital		Small	15					
8 - East	Colorado Plains Medical Center		Medium	50	\$1,455,076	\$951,991	\$1,060,348	\$189,624	\$212,844
8 - East	San Luis Valley Health Regional Medical Center	San Luis Valley	Medium	49	\$2,056,593	\$1,457,585	\$963,404	\$189,686	\$324,463
<b>Total</b>				<b>551</b>	<b>\$6,421,847</b>	<b>\$3,576,502</b>	<b>\$11,849,526</b>	<b>\$10,370,313</b>	<b>\$1,257,024</b>
9 - West	Animas Surgical Hospital		Small	12	\$47,581	\$59,515	\$516,622	\$467,118	\$7,179
9 - West	Aspen Valley Hospital		Small	25	\$128,993	\$13,381	\$1,665,440	\$1,898,298	\$63,356
9 - West	Grand River Hospital District		Small	25	\$26,667	\$44,785	\$107,266	\$4,919,091	\$13,064
9 - West	Gunnison Valley Health		Small	24	\$40,634	\$20,317	\$954,891	\$1,015,842	
9 - West	Memorial Regional Health		Small	25					
9 - West	Middle Park Medical Center - Kremmling		Small	23					
9 - West	Pagosa Springs Medical Center		Small	11					\$3,470,959
9 - West	Pioneers Medical Center		Medium	40	\$855	\$22,714	\$311,487	\$350,208	\$197,035
9 - West	Rangely District Hospital		Small	25					
9 - West	Southwest Health System, Inc.		Small	25					
9 - West	St. Vincent General Hospital District		Small	25	\$418,547	\$372,042	\$651,073	\$108,512	
9 - West	Delta County Memorial Hospital		Medium	49	\$1,199,913	\$399,971	\$533,295	\$66,662	\$22,221
9 - West	Mercy Regional Medical Center	Centura Health CHI	Medium	82	\$642,125	-\$466,233	\$4,700,714	\$1,922,936	\$120,580
9 - West	Montrose Memorial Hospital		Medium	75	\$552,820	\$138,738	\$791,024	\$2,778,861	\$225,302
9 - West	St. Anthony Summit Medical Center	Centura Health CHI	Medium	35	\$92,108	\$116,488	\$5,724,016	\$5,233,353	\$209,347
9 - West	UCHealth Yampa Valley Medical Center	UCHealth	Medium	39	\$345,573		\$662,206	\$1,143,689	\$75,873
9 - West	Vail Health Hospital		Medium	58	\$149,130	\$81,339	\$3,156,993	\$10,758,614	\$19,949
9 - West	Valley View Hospital		Medium	78				\$5,050,398	
<b>Total</b>				<b>676</b>	<b>\$3,644,946</b>	<b>\$803,057</b>	<b>\$19,775,026</b>	<b>\$35,713,582</b>	<b>\$4,424,865</b>

\* These Critical Access Hospitals have a Frontier Designation (are based in any county with less than 6 people/square mile)

Hospital Expenditure Report Detailed Data by Hospital

Charity Care Costs by Payertype 2019									
DOI	Hospital	System	Size	Beds	Medicare	Medicaid	Commercial	Self Pay	CICP/Other
1 - Boulder	Avista Adventist Hospital	Centura Health Adventist	Large	114					\$1,582,727
1 - Boulder	Boulder Community Health		Large	167	\$1,437,838	\$301,329	\$1,120,493	\$30,548	\$76,629
1 - Boulder	Good Samaritan Medical Center	SCL Health	Large	234	\$91,000	\$27,329	\$193,443	\$808,950	\$37,057
1 - Boulder	Longmont United Hospital	Centura Health CHI	Large	186					\$2,420,653
<b>Total</b>				<b>701</b>	<b>\$1,528,837</b>	<b>\$328,658</b>	<b>\$1,313,936</b>	<b>\$839,498</b>	<b>\$4,116,065</b>
2 - Colorado Springs	Children's Hospital Colorado Springs	Children's Hospital CO	Large	99				\$450,641	
2 - Colorado Springs	UCHealth Grandview Hospital	UCHealth	Small	22	\$1,027		\$533,587	\$1,053,709	\$177,164
2 - Colorado Springs	UCHealth Pikes Peak Regional Hospital	UCHealth	Small	15	\$103,223		\$45,916	\$25,936	\$613,649
2 - Colorado Springs	Penrose-St. Francis Health Services	Centura Health CHI	Large	522					\$5,601,880
2 - Colorado Springs	UCHealth Memorial Hospital Central	UCHealth	Large	553	\$164,114	\$252,963	\$904,775	\$1,934,975	\$8,817,547
<b>Total</b>				<b>1112</b>	<b>\$268,363</b>	<b>\$252,963</b>	<b>\$1,484,278</b>	<b>\$3,465,261</b>	<b>\$15,210,240</b>
3 - Denver	UCHealth Broomfield Hospital	UCHealth	Medium	40	\$659		\$1,783,695	\$2,786,853	\$238,044
3 - Denver	Castle Rock Adventist Hospital	Centura Health Adventist	Medium	55					\$500,906
3 - Denver	National Jewish Health		Medium	46	\$369		\$15,852		\$4,615
3 - Denver	OrthoColorado Hospital	Centura Health CHI	Medium	48					\$10,191
3 - Denver	Children's Hospital Colorado	Children's Hospital CO	Large	465				\$10,855,925	
3 - Denver	Denver Health Medical Center		Large	555				\$47,959,809	\$21,404,434
3 - Denver	Littleton Adventist Hospital	Centura Health Adventist	Large	231					\$1,065,937
3 - Denver	Lutheran Medical Center	SCL Health	Large	362	\$77,331	\$2,435	\$352,113	\$3,181,988	\$27,325
3 - Denver	North Suburban Medical Center	HealthONE	Large	157	\$10,070	\$530,678	\$202,964	\$2,778,334	\$1,955
3 - Denver	Parker Adventist Hospital	Centura Health Adventist	Large	170					\$1,022,572
3 - Denver	Platte Valley Medical Center	SCL Health	Large	98	\$17,350	\$3,647	\$200,489	\$2,323,401	\$193,644
3 - Denver	Porter Adventist Hospital	Centura Health Adventist	Large	368					\$1,850,283
3 - Denver	Presbyterian/St. Luke's Medical Center	HealthONE	Large	680	\$50,340	\$1,159,033	\$176,459	\$1,302,423	\$32,534
3 - Denver	Rose Medical Center	HealthONE	Large	402				\$1,464,777	
3 - Denver	Sky Ridge Medical Center	HealthONE	Large	284	\$14,118	\$269,228	\$433,707	\$990,920	\$7,405
3 - Denver	St. Anthony Hospital	Centura Health CHI	Large	237					\$3,731,229
3 - Denver	St. Anthony North Health Campus	Centura Health CHI	Large	100					\$1,916,774
3 - Denver	St. Joseph Hospital	SCL Health	Large	400	\$104,326	\$331,287	\$383,911	\$13,973,637	\$23,558
3 - Denver	Swedish Medical Center	HealthONE	Large	408	\$21,518	\$801,663	\$622,844	\$4,010,963	\$9,434
3 - Denver	The Medical Center of Aurora	HealthONE	Large	346	\$50,763	\$844,033	\$528,276	\$4,047,800	\$2,281
3 - Denver	UCHealth University of Colorado Hospital	UCHealth	Large	699	\$1,016,655	\$785,420	\$1,305,819	\$1,778,404	\$12,543,201
<b>Total</b>				<b>6238</b>	<b>\$1,363,499</b>	<b>\$4,727,423</b>	<b>\$6,006,128</b>	<b>\$97,455,237</b>	<b>\$46,227,327</b>
4 - Ft. Collins	Banner Fort Collins Medical Center	Banner Health	Small	23	\$954		\$25,785	\$700,952	\$1,377
4 - Ft. Collins	Estes Park Health		Small	25			\$146,724	\$422,564	\$17,607
4 - Ft. Collins	McKee Medical Center	Banner Health	Large	115	\$14,939	\$2,327	\$74,255	\$2,070,213	\$7,475
4 - Ft. Collins	UCHealth Medical Center of the Rockies	UCHealth	Large	174	\$60,911	\$52,371	\$499,949	\$3,329,069	\$3,143,990
4 - Ft. Collins	UCHealth Poudre Valley Hospital	UCHealth	Large	255	\$150,057	\$42,735	\$493,853	\$2,979,973	\$2,683,829
<b>Total</b>				<b>592</b>	<b>\$226,862</b>	<b>\$97,433</b>	<b>\$1,240,566</b>	<b>\$9,502,770</b>	<b>\$5,854,278</b>
5 - Grand Junction	Colorado Canyons Hospital and Medical Center		Small	25	\$10,322		\$47,188	\$22,120	\$67,833
5 - Grand Junction	Community Hospital		Medium	44	\$10,191	\$30,573	\$774,527	\$203,823	
5 - Grand Junction	St. Mary's Hospital & Medical Center, Inc.	SCL Health	Large	346	\$258,720	\$310,980	\$1,001,139	\$5,370,855	\$659,399
<b>Total</b>				<b>415</b>	<b>\$279,233</b>	<b>\$341,553</b>	<b>\$1,822,855</b>	<b>\$5,596,797</b>	<b>\$727,233</b>
6 - Greeley	UCHealth Longs Peak Hospital	UCHealth	Medium	51	\$13,125	-\$6,930	\$219,321	\$523,340	\$1,527,745
6 - Greeley	North Colorado Medical Center	Banner Health	Large	378	\$85,669		\$191,327	\$7,862,790	\$1,028
<b>Total</b>				<b>479</b>	<b>\$98,794</b>	<b>-\$6,930</b>	<b>\$410,648</b>	<b>\$8,386,130</b>	<b>\$1,528,773</b>
7 - Pueblo	Parkview Medical Center		Large	350					\$1,511,995
7 - Pueblo	St. Mary-Corwin Medical Center	Centura Health CHI	Large	408					\$1,301,168
<b>Total</b>				<b>758</b>					<b>\$2,813,163</b>
8 - East	Arkansas Valley Regional Medical Center		Medium	55					\$240,578
8 - East	East Morgan County Hospital	Banner Health	Small	25	\$17,699		\$24,290	\$519,240	\$4,653
8 - East	Haxtun Hospital District		Small	25					
8 - East	Heart of the Rockies Regional Medical Center		Small	25	\$61,953	\$26,574	\$54,499	\$115,050	\$3,039
8 - East	Keefe Memorial Health Service District		Small	25	\$2,889		\$2,889	\$13,484	
8 - East	Kit Carson County Health Service District		Small	19					
8 - East	Lincoln Community Hospital		Small	15				\$18,101	
8 - East	Melissa Memorial Hospital		Small	15				\$53,942	
8 - East	Mt. San Rafael Hospital		Small	25				\$364,599	
8 - East	Prowers Medical Center		Small	25					\$160,397
8 - East	Rio Grande Hospital		Small	17				\$382,236	\$359,632
8 - East	San Luis Valley Health Conejos County Hospital	San Luis Valley	Small	17	\$80,170	\$45,606	\$19,843	\$7,681	\$6,720
8 - East	Sedgwick County Health Center		Small	15	\$8,277	\$2,069	\$25,866	\$67,252	
8 - East	Southeast Colorado Hospital District		Small	23				\$14,970	
8 - East	Spanish Peaks Regional Health Center		Small	20	\$120,868	\$46,306	\$24,782		\$204,496
8 - East	St. Thomas More Hospital	Centura Health CHI	Small	25					\$445,117
8 - East	Sterling Regional MedCenter	Banner Health	Small	25	\$31,565	-\$55,621	\$37,581	\$677,660	\$2,448
8 - East	Weisbrod Memorial County Hospital		Small	25				\$45,355	
8 - East	Wray Community District Hospital		Small	16				\$16,905	
8 - East	Yuma District Hospital		Small	15					
8 - East	Colorado Plains Medical Center		Medium	50					\$354,841
8 - East	San Luis Valley Health Regional Medical Center	San Luis Valley	Medium	49	\$463,977	\$328,838	\$217,349	\$42,794	\$73,201
<b>Total</b>				<b>551</b>	<b>\$787,399</b>	<b>\$393,771</b>	<b>\$407,099</b>	<b>\$2,339,270</b>	<b>\$1,855,122</b>
9 - West	Animas Surgical Hospital		Small	12	\$777	\$211	\$309	\$27,442	
9 - West	Aspen Valley Hospital		Small	25	\$40,266	\$7,680	\$204,028	\$207,367	\$1,067,970
9 - West	Grand River Hospital District		Small	25	\$7,768	-\$23,012	\$197,035	\$618,385	\$336,904
9 - West	Gunnison Valley Health		Small	24			\$451,359		
9 - West	Memorial Regional Health		Small	25					
9 - West	Middle Park Medical Center - Kremmling		Small	23					
9 - West	Pagosa Springs Medical Center		Small	11					\$394,680
9 - West	Pioneers Medical Center		Medium	40				\$68,242	
9 - West	Rangely District Hospital		Small	25					
9 - West	Southwest Health System, Inc.		Small	25					
9 - West	St. Vincent General Hospital District		Small	25	\$38,216	\$33,969	\$59,446	\$9,908	
9 - West	Delta County Memorial Hospital		Medium	49	\$134,780	\$44,927	\$59,902	\$7,488	\$2,496
9 - West	Mercy Regional Medical Center	Centura Health CHI	Medium	82					\$1,099,971
9 - West	Montrose Memorial Hospital		Medium	75					\$2,005,947
9 - West	St. Anthony Summit Medical Center	Centura Health CHI	Medium	35					\$1,543,956
9 - West	UCHealth Yampa Valley Medical Center	UCHealth	Medium	39	\$49,991	\$110,917	\$352,375	\$939,214	\$867,672
9 - West	Vail Health Hospital		Medium	58				\$1,673,100	
9 - West	Valley View Hospital		Medium	78	\$333,509	\$307,276	\$450,053	\$133,422	\$4,578,378
<b>Total</b>				<b>676</b>	<b>\$605,307</b>	<b>\$481,968</b>	<b>\$1,774,509</b>	<b>\$3,684,567</b>	<b>\$11,897,973</b>

\* These Critical Access Hospitals have a Frontier Designation (are based in any county with less than 6 people/square mile)

Hospital Expenditure Report Detailed Data by Hospital

Charity Care Charges by Payertype 2019

DOI	Hospital	System	Size	Beds	Medicare	Medicaid	Commercial	Self Pay	CICP/Other
1 - Boulder	Avista Adventist Hospital	Centura Health Adventist	Large	114					\$7,018,149
1 - Boulder	Boulder Community Health		Large	167	\$6,653,315	\$1,394,342	\$5,184,864	\$141,355	\$349,958
1 - Boulder	Good Samaritan Medical Center	SCL Health	Large	234	\$494,834	\$148,609	\$1,051,896	\$4,398,879	\$201,505
1 - Boulder	Longmont United Hospital	Centura Health CHI	Large	186					\$10,054,576
<b>Total</b>				<b>701</b>	<b>\$7,148,149</b>	<b>\$1,542,951</b>	<b>\$6,236,760</b>	<b>\$4,540,234</b>	<b>\$17,624,189</b>
2 - Colorado Springs	Children's Hospital Colorado Springs	Children's Hospital CO	Large	99				\$1,343,375	
2 - Colorado Springs	UCHealth Grandview Hospital	UCHealth	Small	22	\$3,961		\$2,058,643	\$4,065,336	\$683,518
2 - Colorado Springs	UCHealth Pikes Peak Regional Hospital	UCHealth	Small	15	\$222,341		\$98,903	\$55,866	\$1,321,797
2 - Colorado Springs	Penrose-St. Francis Health Services	Centura Health CHI	Large	522					\$29,195,033
2 - Colorado Springs	UCHealth Memorial Hospital Central	UCHealth	Large	553	\$791,903	\$1,220,630	\$4,365,836	\$9,336,894	\$42,547,572
<b>Total</b>				<b>1112</b>	<b>\$1,018,205</b>	<b>\$1,220,630</b>	<b>\$6,523,382</b>	<b>\$14,801,471</b>	<b>\$73,747,921</b>
3 - Denver	UCHealth Broomfield Hospital	UCHealth	Medium	40	\$1,270		\$3,437,535	\$5,370,820	\$458,758
3 - Denver	Castle Rock Adventist Hospital	Centura Health Adventist	Medium	55					\$2,169,540
3 - Denver	National Jewish Health		Medium	46	\$555		\$23,872		\$6,950
3 - Denver	OrthoColorado Hospital	Centura Health CHI	Medium	48					\$57,657
3 - Denver	Children's Hospital Colorado	Children's Hospital CO	Large	465				\$29,399,250	
3 - Denver	Denver Health Medical Center		Large	555				\$133,583,429	\$59,618,203
3 - Denver	Littleton Adventist Hospital	Centura Health Adventist	Large	231					\$5,805,354
3 - Denver	Lutheran Medical Center	SCL Health	Large	362	\$401,419	\$12,639	\$1,827,781	\$16,517,375	\$141,843
3 - Denver	North Suburban Medical Center	HealthONE	Large	157	\$103,000	\$5,428,000	\$2,076,000	\$28,418,000	\$20,000
3 - Denver	Parker Adventist Hospital	Centura Health Adventist	Large	170					\$5,047,522
3 - Denver	Platte Valley Medical Center	SCL Health	Large	98	\$50,465	\$10,607	\$583,157	\$6,758,025	\$563,247
3 - Denver	Porter Adventist Hospital	Centura Health Adventist	Large	368					\$8,200,523
3 - Denver	Presbyterian/St. Luke's Medical Center	HealthONE	Large	680	\$376,000	\$8,657,000	\$1,318,000	\$9,728,000	\$243,000
3 - Denver	Rose Medical Center	HealthONE	Large	402				\$12,515,000	
3 - Denver	Sky Ridge Medical Center	HealthONE	Large	284	\$143,000	\$2,727,000	\$4,393,000	\$10,037,000	\$75,000
3 - Denver	St. Anthony Hospital	Centura Health CHI	Large	237					\$19,156,716
3 - Denver	St. Anthony North Health Campus	Centura Health CHI	Large	100					\$9,622,699
3 - Denver	St. Joseph Hospital	SCL Health	Large	400	\$538,759	\$1,710,822	\$1,982,580	\$72,162,205	\$121,657
3 - Denver	Swedish Medical Center	HealthONE	Large	408	\$203,000	\$7,563,000	\$5,876,000	\$37,840,000	\$89,000
3 - Denver	The Medical Center of Aurora	HealthONE	Large	346	\$445,000	\$7,399,000	\$4,631,000	\$35,484,000	\$20,000
3 - Denver	UCHealth University of Colorado Hospital	UCHealth	Large	699	\$5,032,432	\$3,887,822	\$6,463,789	\$8,803,083	\$62,088,708
<b>Total</b>				<b>6238</b>	<b>\$7,294,900</b>	<b>\$37,395,890</b>	<b>\$32,612,714</b>	<b>\$406,616,187</b>	<b>\$173,730,387</b>
4 - Ft. Collins	Banner Fort Collins Medical Center	Banner Health	Small	23	\$2,207		\$59,640	\$1,621,285	\$3,185
4 - Ft. Collins	Estes Park Health		Small	25			\$255,986	\$737,239	\$30,718
4 - Ft. Collins	McKee Medical Center	Banner Health	Large	115	\$49,296	\$7,677	\$245,025	\$6,831,229	\$24,667
4 - Ft. Collins	UCHealth Medical Center of the Rockies	UCHealth	Large	174	\$219,493	\$188,719	\$1,801,562	\$11,996,263	\$11,329,336
4 - Ft. Collins	UCHealth Poudre Valley Hospital	UCHealth	Large	255	\$513,368	\$146,203	\$1,689,542	\$10,194,910	\$9,181,759
<b>Total</b>				<b>592</b>	<b>\$784,364</b>	<b>\$342,599</b>	<b>\$4,051,755</b>	<b>\$31,380,926</b>	<b>\$20,569,666</b>
5 - Grand Junction	Colorado Canyons Hospital and Medical Center		Small	25	\$23,919		\$109,346	\$51,256	\$157,184
5 - Grand Junction	Community Hospital		Medium	44	\$32,550	\$97,650	\$2,473,807	\$651,002	
5 - Grand Junction	St. Mary's Hospital & Medical Center, Inc.	SCL Health	Large	346	\$868,565	\$1,044,011	\$3,360,993	\$18,030,865	\$2,213,715
<b>Total</b>				<b>415</b>	<b>\$925,034</b>	<b>\$1,141,661</b>	<b>\$5,944,145</b>	<b>\$18,733,123</b>	<b>\$2,370,899</b>
6 - Greeley	UCHealth Longs Peak Hospital	UCHealth	Medium	51	\$41,147	-\$21,727	\$687,582	\$1,640,695	\$4,789,552
6 - Greeley	North Colorado Medical Center	Banner Health	Large	378	\$286,713		\$640,326	\$26,314,911	\$3,439
<b>Total</b>				<b>479</b>	<b>\$327,860</b>	<b>-\$21,727</b>	<b>\$1,327,908</b>	<b>\$27,955,606</b>	<b>\$4,792,991</b>
7 - Pueblo	Parkview Medical Center		Large	350					\$8,895,528
7 - Pueblo	St. Mary-Corwin Medical Center	Centura Health CHI	Large	408					\$6,431,635
<b>Total</b>				<b>758</b>					<b>\$15,327,163</b>
8 - East	Arkansas Valley Regional Medical Center		Medium	55					\$523,295
8 - East	East Morgan County Hospital	Banner Health	Small	25	\$32,234		\$44,238	\$945,654	\$8,475
8 - East	Haxtun Hospital District		Small	25					
8 - East	Heart of the Rockies Regional Medical Center		Small	25	\$134,822	\$57,830	\$118,601	\$250,373	\$6,614
8 - East	Keefe Memorial Health Service District		Small	25	\$5,279		\$5,279	\$24,633	
8 - East	Kit Carson County Health Service District		Small	19					
8 - East	Lincoln Community Hospital		Small	15				\$28,172	
8 - East	Melissa Memorial Hospital		Small	15				\$76,695	
8 - East	Mt. San Rafael Hospital		Small	25				\$894,971	
8 - East	Prowers Medical Center		Small	25					\$244,642
8 - East	Rio Grande Hospital		Small	17				\$614,834	\$578,475
8 - East	San Luis Valley Health Conejos County Hospital	San Luis Valley	Small	17	\$134,032	\$76,246	\$33,174	\$12,842	\$11,235
8 - East	Sedgwick County Health Center		Small	15	\$13,077	\$3,268	\$40,865	\$106,248	
8 - East	Southeast Colorado Hospital District		Small	23				\$18,503	
8 - East	Spanish Peaks Regional Health Center		Small	20	\$211,527	\$81,039	\$43,371		\$357,881
8 - East	St. Thomas More Hospital	Centura Health CHI	Small	25					\$1,566,836
8 - East	Sterling Regional MedCenter	Banner Health	Small	25	\$75,349	-\$132,773	\$89,708	\$1,617,633	\$5,843
8 - East	Weisbrod Memorial County Hospital		Small	25				\$43,882	
8 - East	Wray Community District Hospital		Small	16				\$26,079	
8 - East	Yuma District Hospital		Small	15					
8 - East	Colorado Plains Medical Center		Medium	50					\$1,324,099
8 - East	San Luis Valley Health Regional Medical Center	San Luis Valley	Medium	49	\$1,093,048	\$774,685	\$512,035	\$100,815	\$172,448
<b>Total</b>				<b>551</b>	<b>\$1,699,368</b>	<b>\$860,295</b>	<b>\$887,271</b>	<b>\$4,761,334</b>	<b>\$4,799,842</b>
9 - West	Animas Surgical Hospital		Small	12	\$2,930	\$796	\$1,167	\$103,518	
9 - West	Aspen Valley Hospital		Small	25	\$53,616	\$10,226	\$271,674	\$276,119	\$1,422,056
9 - West	Grand River Hospital District		Small	25	\$15,419	-\$45,677	\$391,090	\$1,227,416	\$668,711
9 - West	Gunnison Valley Health		Small	24			\$974,934		
9 - West	Memorial Regional Health		Small	25					
9 - West	Middle Park Medical Center - Kremmling		Small	23					
9 - West	Pagosa Springs Medical Center		Small	11					\$746,437
9 - West	Pioneers Medical Center		Medium	40				\$80,601	
9 - West	Rangely District Hospital		Small	25					
9 - West	Southwest Health System, Inc.		Small	25					
9 - West	St. Vincent General Hospital District		Small	25	\$47,640	\$42,347	\$74,107	\$12,351	
9 - West	Delta County Memorial Hospital		Medium	49	\$313,828	\$104,609	\$139,479	\$17,435	\$5,812
9 - West	Mercy Regional Medical Center	Centura Health CHI	Medium	82					\$3,849,930
9 - West	Montrose Memorial Hospital		Medium	75					\$5,709,649
9 - West	St. Anthony Summit Medical Center	Centura Health CHI	Medium	35					\$5,527,260
9 - West	UCHealth Yampa Valley Medical Center	UCHealth	Medium	39	\$81,023	\$179,769	\$571,111	\$1,522,229	\$1,406,277
9 - West	Vail Health Hospital		Medium	58				\$2,992,613	
9 - West	Valley View Hospital		Medium	78	\$734,084	\$676,342	\$990,607	\$293,673	\$10,077,415
<b>Total</b>				<b>676</b>	<b>\$1,248,540</b>	<b>\$968,412</b>	<b>\$3,414,170</b>	<b>\$6,525,955</b>	<b>\$29,413,548</b>

\* These Critical Access Hospitals have a Frontier Designation (are based in any county with less than 6 people/square mile)

Hospital Expenditure Report Detailed Data by Hospital

Contractual Allowances by Payertype 2019

DOI	Hospital	System	Size	Beds	Medicare	Medicaid	Commercial	Self Pay	CICP/Other
1 - Boulder	Avista Adventist Hospital	Centura Health Adventist	Large	114	\$178,418,450	\$82,579,662	\$168,182,404	\$17,459,178	\$5,951,368
1 - Boulder	Boulder Community Health		Large	167	\$614,248,994	\$118,359,162	\$497,647,068	\$29,626,040	\$55,344,254
1 - Boulder	Good Samaritan Medical Center	SCL Health	Large	234	\$615,794,462	\$116,565,594	\$397,006,924	\$13,170,090	\$32,831,771
1 - Boulder	Longmont United Hospital	Centura Health CHI	Large	186	\$243,698,694	\$116,225,403	\$97,663,839	\$12,963,734	\$6,213,046
<b>Total</b>				<b>701</b>	<b>\$1,652,160,600</b>	<b>\$433,729,821</b>	<b>\$1,160,500,235</b>	<b>\$73,219,042</b>	<b>\$100,340,439</b>
2 - Colorado Springs	Children's Hospital Colorado Springs	Children's Hospital CO	Large	99	\$85,059	\$117,865,580	\$33,309,651	\$1,475,780	\$39,712,633
2 - Colorado Springs	UCHealth Grandview Hospital	UCHealth	Small	22	\$37,728,300	\$34,612,856	\$22,898,057	\$3,286,411	\$9,303,609
2 - Colorado Springs	UCHealth Pikes Peak Regional Hospital	UCHealth	Small	15	\$13,681,561	\$8,633,256	\$3,794,731	\$315,969	\$1,922,832
2 - Colorado Springs	Penrose-St. Francis Health Services	Centura Health CHI	Large	522	\$1,428,341,020	\$487,700,788	\$530,264,202	\$30,258,908	\$201,372,430
2 - Colorado Springs	UCHealth Memorial Hospital Central	UCHealth	Large	553	\$1,237,031,839	\$929,380,966	\$524,367,925	\$50,615,038	\$318,211,675
<b>Total</b>				<b>1112</b>	<b>\$2,716,867,779</b>	<b>\$1,578,193,446</b>	<b>\$1,114,634,567</b>	<b>\$85,952,106</b>	<b>\$570,523,179</b>
3 - Denver	UCHealth Broomfield Hospital	UCHealth	Medium	40	\$12,909,760	\$19,226,568	\$17,080,433	\$3,497,239	\$2,594,323
3 - Denver	Castle Rock Adventist Hospital	Centura Health Adventist	Medium	55	\$143,457,360	\$64,423,226	\$133,542,303	\$15,437,866	\$13,341,155
3 - Denver	National Jewish Health		Medium	46	\$87,392,250	\$23,488,817	\$32,635,957	\$533,780	\$5,286,326
3 - Denver	OrthoColorado Hospital	Centura Health CHI	Medium	48	\$163,302,044	-\$134,201	\$108,942,186	\$1,692,893	\$4,132,969
3 - Denver	Children's Hospital Colorado	Children's Hospital CO	Large	465	\$7,437,077	\$1,100,541,077	\$608,179,932	\$12,815,982	\$99,355,906
3 - Denver	Denver Health Medical Center		Large	555	\$407,701,279	\$901,335,525	\$170,456,427	\$89,105,042	\$18,767,513
3 - Denver	Littleton Adventist Hospital	Centura Health Adventist	Large	231	\$610,096,825	\$141,935,118	\$364,900,703	\$25,395,231	\$17,080,844
3 - Denver	Lutheran Medical Center	SCL Health	Large	362	\$781,932,020	\$288,440,023	\$310,414,128	\$26,950,833	\$31,471,599
3 - Denver	North Suburban Medical Center	HealthONE	Large	157	\$507,774,000	\$626,355,000	\$274,271,000	\$94,960,000	\$57,750,000
3 - Denver	Parker Adventist Hospital	Centura Health Adventist	Large	170	\$415,528,252	\$148,556,605	\$343,628,993	\$24,666,789	\$32,512,049
3 - Denver	Platte Valley Medical Center	SCL Health	Large	98	\$94,530,586	\$59,456,512	\$44,866,095	\$8,476,459	\$14,128,583
3 - Denver	Porter Adventist Hospital	Centura Health Adventist	Large	368	\$562,151,011	\$185,313,967	\$295,705,370	\$22,695,467	\$20,647,667
3 - Denver	Presbyterian/St. Luke's Medical Center	HealthONE	Large	680	\$766,000,000	\$920,364,000	\$948,582,000	\$146,033,000	\$97,879,000
3 - Denver	Rose Medical Center	HealthONE	Large	402	\$827,160,000	\$343,875,000	\$625,126,000	\$128,637,000	\$92,928,000
3 - Denver	Sky Ridge Medical Center	HealthONE	Large	284	\$1,479,746,000	\$275,085,000	\$1,178,321,000	\$82,485,000	\$174,528,000
3 - Denver	St. Anthony Hospital	Centura Health CHI	Large	237	\$791,401,728	\$332,374,433	\$352,014,853	\$31,377,629	\$23,964,085
3 - Denver	St. Anthony North Health Campus	Centura Health CHI	Large	100	\$309,265,320	\$203,076,583	\$170,621,570	\$22,848,026	\$11,863,815
3 - Denver	St. Joseph Hospital	SCL Health	Large	400	\$965,145,334	\$368,506,777	\$683,838,878	\$39,547,388	\$14,444,971
3 - Denver	Swedish Medical Center	HealthONE	Large	408	\$1,841,743,000	\$832,369,000	\$1,031,156,000	\$116,449,000	\$194,217,000
3 - Denver	The Medical Center of Aurora	HealthONE	Large	346	\$1,214,156,000	\$689,594,000	\$549,226,000	\$160,501,000	\$103,086,000
3 - Denver	UCHealth University of Colorado Hospital	UCHealth	Large	699	\$2,694,247,993	\$1,551,471,290	\$1,894,630,424	\$130,629,771	\$390,784,674
<b>Total</b>				<b>6238</b>	<b>\$14,684,247,196</b>	<b>\$9,075,849,035</b>	<b>\$10,140,821,773</b>	<b>#####</b>	<b>\$1,420,764,478</b>
4 - Ft. Collins	Banner Fort Collins Medical Center	Banner Health	Small	23	\$27,173,584	\$13,470,609	\$13,694,895		\$3,174,866
4 - Ft. Collins	Estes Park Health		Small	25	\$25,390,255	\$7,638,146	\$3,458,934	\$328,815	\$3,888,122
4 - Ft. Collins	McKee Medical Center	Banner Health	Large	115	\$149,752,329	\$51,970,572	\$40,427,080	\$10,082	\$8,680,790
4 - Ft. Collins	UCHealth Medical Center of the Rockies	UCHealth	Large	174	\$705,627,476	\$145,111,094	\$119,969,598	\$7,211,812	\$43,439,826
4 - Ft. Collins	UCHealth Poudre Valley Hospital	UCHealth	Large	255	\$688,202,062	\$222,786,125	\$163,131,726	\$8,054,833	\$35,228,538
<b>Total</b>				<b>592</b>	<b>\$1,596,145,706</b>	<b>\$440,976,546</b>	<b>\$340,682,233</b>	<b>\$15,605,542</b>	<b>\$94,411,962</b>
5 - Grand Junction	Colorado Canyons Hospital and Medical Center		Small	25	\$24,166,786	\$4,906,004	\$14,522,562	\$318,335	\$3,275,923
5 - Grand Junction	Community Hospital		Medium	44	\$181,695,896	\$60,746,033	\$44,230,250	\$6,008,394	\$49,364,023
5 - Grand Junction	St. Mary's Hospital & Medical Center, Inc.	SCL Health	Large	346	\$476,445,464	\$234,917,331	\$68,963,561	\$8,495,829	\$85,478,564
<b>Total</b>				<b>415</b>	<b>\$682,308,146</b>	<b>\$300,569,368</b>	<b>\$127,716,373</b>	<b>\$14,822,558</b>	<b>\$138,118,510</b>
6 - Greeley	UCHealth Longs Peak Hospital	UCHealth	Medium	51	\$127,993,827	\$62,986,133	\$75,820,873	\$6,438,224	\$8,927,783
6 - Greeley	North Colorado Medical Center	Banner Health	Large	378	\$409,886,625	\$193,667,820	\$99,672,152	\$11,048,759	\$37,861,696
<b>Total</b>				<b>479</b>	<b>\$537,880,452</b>	<b>\$256,653,953</b>	<b>\$175,493,025</b>	<b>\$17,486,983</b>	<b>\$46,789,479</b>
7 - Pueblo	Parkview Medical Center		Large	350	\$1,041,293,940	\$537,643,217	\$281,077,515	\$17,909,127	\$30,465,227
7 - Pueblo	St. Mary-Corwin Medical Center	Centura Health CHI	Large	408	\$281,785,047	\$161,018,451	\$80,327,887	\$4,632,433	\$15,574,640
<b>Total</b>				<b>758</b>	<b>\$1,323,078,987</b>	<b>\$698,661,668</b>	<b>\$361,405,402</b>	<b>\$22,541,561</b>	<b>\$46,039,867</b>
8 - East	Arkansas Valley Regional Medical Center		Medium	55	\$18,931,083	\$12,475,363	\$6,033,055	\$2,177,572	\$3,913,058
8 - East	East Morgan County Hospital	Banner Health	Small	25	\$11,381,961	\$4,396,838	\$3,753,597	\$6,154	\$2,022,637
8 - East	Haxtun Hospital District		Small	25					
8 - East	Heart of the Rockies Regional Medical Center		Small	25	\$53,870,555	\$10,210,349	\$10,066,200	\$1,409,672	\$3,184,527
8 - East	Keefe Memorial Health Service District		Small	25					
8 - East	Kit Carson County Health Service District		Small	19					
8 - East	Lincoln Community Hospital		Small	15	\$5,218,107	\$1,244,693	\$3,444,133		\$941,958
8 - East	Melissa Memorial Hospital		Small	15	\$4,327,419	\$1,356,333	\$1,333,259	\$134,655	
8 - East	Mt. San Rafael Hospital		Small	25	\$19,811,015	\$15,622,550	\$9,516,955		
8 - East	Prowers Medical Center		Small	25	\$7,035,732	\$8,534,364	-\$31,909	\$76,108	\$179,186
8 - East	Rio Grande Hospital		Small	17	\$10,077,218	\$2,304,584	\$2,594,201	\$134,470	\$564,740
8 - East	San Luis Valley Health Conejos County Hospital	San Luis Valley	Small	17	\$3,364,646	\$1,701,754	\$467,446	\$344,556	\$285,965
8 - East	Sedgwick County Health Center		Small	15	\$3,526,780	-\$480,067	\$1,410,368	\$113,295	\$22,894
8 - East	Southeast Colorado Hospital District		Small	23	\$4,660,408	\$636,992	\$617,111	\$275,170	\$548,667
8 - East	Spanish Peaks Regional Health Center		Small	20	\$4,933,442	\$3,886,444	\$428,960	\$602,305	\$1,122,831
8 - East	St. Thomas More Hospital	Centura Health CHI	Small	25	\$72,881,420	\$45,204,923	\$32,117,766	\$2,616,087	\$4,274,279
8 - East	Sterling Regional MedCenter	Banner Health	Small	25	\$36,429,399	\$11,529,598	\$4,887,140	-\$3,382	\$5,177,317
8 - East	Weisbrod Memorial County Hospital		Small	25	-\$292,884	\$373,526	\$389,077		\$35,417
8 - East	Wray Community District Hospital		Small	16	\$6,471,060	\$3,050,273	\$3,742,888		\$118,305
8 - East	Yuma District Hospital		Small	15					
8 - East	Colorado Plains Medical Center		Medium	50	\$39,899,758	\$23,705,891	\$11,375,357	\$2,926,343	\$7,134,756
8 - East	San Luis Valley Health Regional Medical Center	San Luis Valley	Medium	49	\$54,547,246	\$33,682,562	\$13,138,013	\$4,460,131	\$3,899,173
<b>Total</b>				<b>551</b>	<b>\$357,074,366</b>	<b>\$179,436,970</b>	<b>\$105,283,618</b>	<b>\$15,273,137</b>	<b>\$33,625,709</b>
9 - West	Animas Surgical Hospital		Small	12	\$46,457,212	\$8,730,173	\$19,813,171	\$5,272,841	\$4,072,980
9 - West	Aspen Valley Hospital		Small	25	\$19,518,995	\$4,808,820	\$14,227,268	\$1,245,718	\$2,137,643
9 - West	Grand River Hospital District		Small	25	\$21,647,690	\$10,706,691	\$11,032,221	\$1,420,832	\$9,134,245
9 - West	Gunnison Valley Health		Small	24	\$17,933,988	\$10,070,789	\$12,331,528	\$500,801	
9 - West	Memorial Regional Health		Small	25					
9 - West	Middle Park Medical Center - Kremmling		Small	23					
9 - West	Pagosa Springs Medical Center		Small	11	\$12,556,447	\$4,322,441	\$10,098,555	\$72,029	\$1,118,197
9 - West	Pioneers Medical Center		Medium	40	\$4,470,436	\$2,385,785	\$3,308,565	\$21,008	
9 - West	Rangely District Hospital		Small	25					
9 - West	Southwest Health System, Inc.		Small	25					
9 - West	St. Vincent General Hospital District		Small	25	\$909,416	\$2,940,372	\$694,001	\$42,723	
9 - West	Delta County Memorial Hospital		Medium	49	\$57,064,235	\$22,789,270	\$4,775,546		\$35,256,237
9 - West	Mercy Regional Medical Center	Centura Health CHI	Medium	82	\$262,949,718	\$106,280,212	\$91,946,768	\$7,200,994	\$12,984,568
9 - West	Montrose Memorial Hospital		Medium	75	\$124,050,804	\$42,096,826	\$15,033,278	\$5,553,080	\$12,458,608
9 - West	St. Anthony Summit Medical Center	Centura Health CHI	Medium	35	\$49,177,495	\$37,029,365	\$52,747,759	\$10,906,891	\$5,243,896
9 - West	UCHealth Yampa Valley Medical Center	UCHealth	Medium	39	\$35,963,286	\$8,829,277	\$5,760,718	\$807,184	\$3,884,239
9 - West	Vail Health Hospital		Medium	58	\$73,439,329	\$16,800,969	\$26,174,674	\$1,009,125	\$6,404,825
9 - West	Valley View Hospital		Medium	78	\$144,970,626	\$45,423,374	\$44,125,353	\$5,114,746	\$7,694,154
<b>Total</b>				<b>676</b>	<b>\$871,109,677</b>	<b>\$323,214,364</b>	<b>\$312,069,406</b>	<b>\$39,167,971</b>	<b>\$100,389,591</b>

\* These Critical Access Hospitals have a Frontier Designation (are based in any county with less than 6 people/square mile)

Hospital Expenditure Report Detailed Data by Hospital

Net Patient Revenue by Payertype 2019										
DOI	Hospital	System	Size	Beds	Medicare	Medicaid	Commercial	Self Pay	CICP/Other	
1 - Boulder	Avista Adventist Hospital	Centura Health Adventist	Large	114	\$35,083,864	\$11,341,167	\$108,025,129	\$8,896,289		-\$4,421,990
1 - Boulder	Boulder Community Health		Large	167	\$111,247,046	\$31,537,968	\$182,833,157	\$750,016		\$20,177,406
1 - Boulder	Good Samaritan Medical Center	SCL Health	Large	234	\$100,614,466	\$12,939,125	\$164,627,668	\$1,396,866		\$8,576,934
1 - Boulder	Longmont United Hospital	Centura Health CHI	Large	186	\$41,459,966	\$20,954,321	\$80,277,086	\$8,036,569		-\$6,428,536
<b>Total</b>				<b>701</b>	<b>\$288,405,342</b>	<b>\$76,772,581</b>	<b>\$535,763,040</b>	<b>\$19,079,740</b>		<b>\$17,903,814</b>
2 - Colorado Springs	Children's Hospital Colorado Springs	Children's Hospital CO	Large	99	\$16,102	\$22,255,358	\$43,350,026	-\$3,833,163		\$16,210,590
2 - Colorado Springs	UCHealth Grandview Hospital	UCHealth	Small	22	\$10,542,452	\$3,964,958	\$18,454,572	-\$1,676,163		\$4,431,320
2 - Colorado Springs	UCHealth Pikes Peak Regional Hospital	UCHealth	Small	15	\$8,826,552	\$1,741,577	\$7,248,344	\$954,334		\$408,475
2 - Colorado Springs	Penrose-St. Francis Health Services	Centura Health CHI	Large	522	\$252,912,119	\$74,697,327	\$354,771,358	\$18,126,604		\$15,283,745
2 - Colorado Springs	UCHealth Memorial Hospital Central	UCHealth	Large	553	\$238,846,647	\$151,382,273	\$455,155,064	\$11,910,290		\$61,110,346
<b>Total</b>				<b>1112</b>	<b>\$511,143,872</b>	<b>\$254,041,493</b>	<b>\$878,979,363</b>	<b>\$25,481,901</b>		<b>\$97,444,476</b>
3 - Denver	UCHealth Broomfield Hospital	UCHealth	Medium	40	\$4,632,310	\$5,030,343	\$15,144,790	-\$3,301,833		\$1,383,498
3 - Denver	Castle Rock Adventist Hospital	Centura Health Adventist	Medium	55	\$24,107,334	\$8,308,352	\$84,912,774	\$3,614,992		\$746,112
3 - Denver	National Jewish Health		Medium	46	\$32,747,070	\$16,335,679	\$50,460,742	\$172,565		\$2,948,230
3 - Denver	OrthoColorado Hospital	Centura Health CHI	Medium	48	\$31,967,918	\$52,114	\$60,919,709	\$461,163		\$443,676
3 - Denver	Children's Hospital Colorado	Children's Hospital CO	Large	465	\$1,312,864	\$368,422,254	\$749,517,617	-\$36,133,547		\$45,825,956
3 - Denver	Denver Health Medical Center		Large	555	\$136,066,994	\$328,282,961	\$255,004,026	\$21,426,425		\$48,468,136
3 - Denver	Littleton Adventist Hospital	Centura Health Adventist	Large	231	\$90,830,764	\$12,435,909	\$204,419,478	\$4,714,524		-\$2,205,372
3 - Denver	Lutheran Medical Center	SCL Health	Large	362	\$118,963,855	\$37,131,729	\$173,931,014	\$4,124,310		\$10,109,734
3 - Denver	North Suburban Medical Center	HealthONE	Large	157	\$44,216,000	\$46,821,000	\$97,584,000	-\$1,188,000		\$7,198,000
3 - Denver	Parker Adventist Hospital	Centura Health Adventist	Large	170	\$68,369,765	\$17,129,827	\$219,312,919	\$5,750,344		\$1,664,932
3 - Denver	Platte Valley Medical Center	SCL Health	Large	98	\$24,233,118	\$29,712,216	\$71,892,450	\$1,586,283		\$6,547,791
3 - Denver	Porter Adventist Hospital	Centura Health Adventist	Large	368	\$102,208,611	\$21,273,327	\$167,579,269	\$11,771,922		-\$2,706,600
3 - Denver	Presbyterian/St. Luke's Medical Center	HealthONE	Large	680	\$86,662,000	\$103,721,000	\$419,345,000	-\$637,000		\$28,736,000
3 - Denver	Rose Medical Center	HealthONE	Large	402	\$83,476,000	\$44,806,000	\$225,590,000	-\$13,178,000		\$15,615,000
3 - Denver	Sky Ridge Medical Center	HealthONE	Large	284	\$131,776,000	\$38,821,000	\$364,950,000	-\$5,897,000		\$27,188,000
3 - Denver	St. Anthony Hospital	Centura Health CHI	Large	237	\$127,489,577	\$41,806,261	\$249,839,589	\$17,004,409		-\$10,788,831
3 - Denver	St. Anthony North Health Campus	Centura Health CHI	Large	100	\$59,389,913	\$23,170,942	\$114,681,360	\$10,363,780		-\$5,923,901
3 - Denver	St. Joseph Hospital	SCL Health	Large	400	\$190,448,605	\$44,112,556	\$323,359,480	\$5,165,498		\$3,369,453
3 - Denver	Swedish Medical Center	HealthONE	Large	408	\$183,743,000	\$99,206,000	\$364,569,000	-\$17,142,000		\$35,288,000
3 - Denver	The Medical Center of Aurora	HealthONE	Large	346	\$130,916,000	\$87,352,000	\$196,724,000	-\$15,452,000		\$17,344,000
3 - Denver	UCHealth University of Colorado Hospital	UCHealth	Large	699	\$574,336,057	\$284,072,624	\$1,198,503,191	\$7,343,018		\$68,864,777
<b>Total</b>				<b>6238</b>	<b>\$2,248,069,673</b>	<b>\$1,658,305,237</b>	<b>\$5,589,724,147</b>	<b>\$1,043,038</b>		<b>\$300,074,438</b>
4 - Ft. Collins	Banner Fort Collins Medical Center	Banner Health	Small	23	\$9,824,206	\$10,246,464	\$25,485,248	\$88,409		\$1,268,825
4 - Ft. Collins	Estes Park Health		Small	25	\$23,493,004	\$5,950,664	\$16,934,325	\$1,874,213		\$84,865
4 - Ft. Collins	McKee Medical Center	Banner Health	Large	115	\$38,146,534	\$21,615,281	\$74,267,004	\$2,217,076		\$2,465,858
4 - Ft. Collins	UCHealth Medical Center of the Rockies	UCHealth	Large	174	\$144,090,007	\$51,430,917	\$355,361,697	\$5,674,166		\$11,045,445
4 - Ft. Collins	UCHealth Poudre Valley Hospital	UCHealth	Large	255	\$187,669,955	\$68,855,793	\$405,214,284	\$6,160,121		\$13,133,998
<b>Total</b>				<b>592</b>	<b>\$403,223,706</b>	<b>\$158,099,119</b>	<b>\$877,262,558</b>	<b>\$16,013,986</b>		<b>\$27,998,990</b>
5 - Grand Junction	Colorado Canyons Hospital and Medical Center		Small	25	\$21,198,907	\$2,525,243	\$26,246,854	\$1,204,657		\$6,039,043
5 - Grand Junction	Community Hospital		Medium	44	\$45,010,898	\$14,236,019	\$81,778,056	\$902,244		\$37,903,568
5 - Grand Junction	St. Mary's Hospital & Medical Center, Inc.	SCL Health	Large	346	\$137,761,059	\$44,624,625	\$183,217,747	\$4,398,497		\$35,277,768
<b>Total</b>				<b>415</b>	<b>\$203,970,864</b>	<b>\$61,385,887</b>	<b>\$291,242,656</b>	<b>\$6,505,398</b>		<b>\$79,220,379</b>
6 - Greeley	UCHealth Longs Peak Hospital	UCHealth	Medium	51	\$20,194,237	\$14,238,247	\$55,315,368	\$2,099,425		-\$448,406
6 - Greeley	North Colorado Medical Center	Banner Health	Large	378	\$103,119,485	\$71,391,246	\$173,170,960	\$12,864,145		\$9,815,092
<b>Total</b>				<b>479</b>	<b>\$123,313,722</b>	<b>\$85,629,493</b>	<b>\$228,486,328</b>	<b>\$14,963,570</b>		<b>\$9,366,686</b>
7 - Pueblo	Parkview Medical Center		Large	350	\$153,490,649	\$43,466,028	\$140,858,174	\$4,745,222		-\$1,514,084
7 - Pueblo	St. Mary-Corwin Medical Center	Centura Health CHI	Large	408	\$47,735,152	\$23,740,242	\$49,759,597	\$6,480,447		-\$2,603,193
<b>Total</b>				<b>758</b>	<b>\$201,225,801</b>	<b>\$67,206,270</b>	<b>\$190,617,771</b>	<b>\$11,225,269</b>		<b>-\$4,117,277</b>
8 - East	Arkansas Valley Regional Medical Center		Medium	55	\$15,075,517	\$13,274,061	\$5,423,288	\$1,190,105		\$643,485
8 - East	East Morgan County Hospital	Banner Health	Small	25	\$13,939,796	\$7,569,083	\$11,575,702	\$989,149		\$537,072
8 - East	Haxtun Hospital District		Small	25						
8 - East	Heart of the Rockies Regional Medical Center		Small	25	\$34,860,802	\$12,783,011	\$30,561,900	\$2,255,837		\$1,037,545
8 - East	Keefe Memorial Health Service District		Small	25	\$3,525,964	\$1,393,674	\$1,875,870	-\$27,840		\$201,841
8 - East	Kit Carson County Health Service District		Small	19						
8 - East	Lincoln Community Hospital		Small	15	\$6,925,943	\$3,899,950	\$767,894	\$252,738		\$4,657,776
8 - East	Melissa Memorial Hospital		Small	15	\$8,563,824	\$1,263,097	\$4,073,882	-\$703,338		\$3,200,966
8 - East	Mt. San Rafael Hospital		Small	25	\$10,387,710	\$4,104,625	\$17,700,091	\$563,038		
8 - East	Prowers Medical Center		Small	25	\$12,687,095	\$6,662,517	\$10,561,246	\$1,951,119		\$719,896
8 - East	Rio Grande Hospital		Small	17	\$8,759,354	\$5,417,153	\$9,267,837	-\$38,979		\$599,943
8 - East	San Luis Valley Health Conejos County Hospital	San Luis Valley	Small	17	\$5,053,371	\$2,923,270	\$1,494,309	\$456,786		\$429,325
8 - East	Sedgwick County Health Center		Small	15	\$4,667,789	\$4,681,989	\$2,087,494	\$1,620,293		-\$73,519
8 - East	Southeast Colorado Hospital District		Small	23	\$6,583,278	\$6,074,887	\$3,275,220	\$1,542,882		-\$544,341
8 - East	Spanish Peaks Regional Health Center		Small	20	\$6,859,429	\$1,919,283	\$2,337,850	-\$144,693		-\$264,801
8 - East	St. Thomas More Hospital	Centura Health CHI	Small	25	\$22,251,267	\$13,973,718	\$33,482,091	\$2,262,318		\$515,941
8 - East	Sterling Regional MedCenter	Banner Health	Small	25	\$19,628,966	\$13,184,935	\$22,067,896	\$730,952		\$2,898,542
8 - East	Weisbrod Memorial County Hospital		Small	25	\$3,052,202	\$1,534,768	\$1,244,430	\$509,687		-\$2,085
8 - East	Wray Community District Hospital		Small	16	\$6,333,110	\$3,046,558	\$5,697,746	-\$420,509		\$6,720,023
8 - East	Yuma District Hospital		Small	15						
8 - East	Colorado Plains Medical Center		Medium	50	\$8,421,830	\$7,884,847	\$23,568,507	\$2,361,820		-\$94,667
8 - East	San Luis Valley Health Regional Medical Center	San Luis Valley	Medium	49	\$25,173,480	\$24,470,178	\$27,804,470	\$3,178,950		\$7,731,477
<b>Total</b>				<b>551</b>	<b>\$222,750,727</b>	<b>\$136,061,603</b>	<b>\$214,867,723</b>	<b>\$18,530,313</b>		<b>\$28,914,419</b>
9 - West	Animas Surgical Hospital		Small	12	\$8,545,509	\$2,041,466	\$18,294,300	\$2,906,031		\$2,426,580
9 - West	Aspen Valley Hospital		Small	25	\$25,428,139	\$5,127,242	\$55,459,389	\$2,281,395		\$3,372,711
9 - West	Grand River Hospital District		Small	25	\$17,245,011	\$13,431,593	\$30,086,413	-\$192,431		-\$7,771,995
9 - West	Gunnison Valley Health		Small	24	\$15,154,952	\$3,318,165	\$30,932,777	\$3,951,613		
9 - West	Memorial Regional Health		Small	25						
9 - West	Middle Park Medical Center - Kremmling		Small	23						
9 - West	Pagosa Springs Medical Center		Small	11	\$10,329,847	\$6,353,788	\$12,499,623	\$2,737,901		-\$2,536,967
9 - West	Pioneers Medical Center		Medium	40	\$9,571,804	\$937,235	\$8,883,727	\$135,474		-\$197,035
9 - West	Rangely District Hospital		Small	25						
9 - West	Southwest Health System, Inc.		Small	25						
9 - West	St. Vincent General Hospital District		Small	25	\$2,006,594	-\$196,779	\$5,189,141	\$677,883		
9 - West	Delta County Memorial Hospital		Medium	49	\$54,234,604	\$13,109,975	\$43,884,301	\$5,102,976		-\$32,368,044
9 - West	Mercy Regional Medical Center	Centura Health CHI	Medium	82	\$72,706,738	\$22,828,403	\$138,371,119	\$6,765,165		\$316,161
9 - West	Montrose Memorial Hospital		Medium	75	\$40,014,989	\$14,140,851	\$58,510,072	-\$301,196		\$6,006,793
9 - West	St. Anthony Summit Medical Center	Centura Health CHI	Medium	35	\$7,964,986	\$5,964,098	\$106,036,406	\$5,501,810		-\$3,652,449
9 - West	UCHealth Yampa Valley Medical Center	UCHealth	Medium	39	\$22,405,534	\$11,515,039	\$67,050,522	\$891,163		\$1,519,748
9 - West	Vail Health Hospital		Medium	58	\$38,567,979	\$5,875,969	\$143,613,906	-\$833,583		\$912,787
9 - West	Valley View Hospital		Medium	78	\$48,514,045	\$31,426,858	\$151,256,178	\$3,306,932		\$11,809,495
<b>Total</b>				<b>676</b>	<b>\$372,690,731</b>	<b>\$135,873,902</b>	<b>\$870,067,874</b>	<b>\$32,931,134</b>		<b>-\$20,162,215</b>

\* These Critical Access Hospitals have a Frontier Designation (are based in any county with less than 6 people/square mile)



Hospital Expenditure Report Detailed Data by Hospital

Total Charges by Payertype 2019										
DOI	Hospital	System	Size	Beds	Medicare	Medicaid	Commercial	Self Pay	CICP/Other	
1 - Boulder	Avista Adventist Hospital	Centura Health Adventist	Large	114	\$214,230,250	\$93,819,902	\$279,007,078	\$29,387,337	\$8,570,900	
1 - Boulder	Boulder Community Health		Large	167	\$738,192,134	\$152,557,863	\$690,374,169	\$30,645,795	\$76,189,462	
1 - Boulder	Good Samaritan Medical Center	SCL Health	Large	234	\$717,355,306	\$129,810,134	\$564,877,213	\$20,224,603	\$42,602,766	
1 - Boulder	Longmont United Hospital	Centura Health CHI	Large	186	\$285,430,045	\$137,025,665	\$182,930,501	\$25,860,300	\$9,692,364	
<b>Total</b>				<b>701</b>	<b>\$1,955,207,735</b>	<b>\$513,213,564</b>	<b>\$1,717,188,512</b>	<b>\$106,117,495</b>	<b>\$137,055,493</b>	
2 - Colorado Springs	Children's Hospital Colorado Springs	Children's Hospital CO	Large	99	\$101,161	\$140,120,939	\$76,659,677	\$3,658,910	\$55,923,223	
2 - Colorado Springs	UCHealth Grandview Hospital	UCHealth	Small	22	\$48,274,734	\$38,577,814	\$43,654,255	\$5,982,036	\$14,420,431	
2 - Colorado Springs	UCHealth Pikes Peak Regional Hospital	UCHealth	Small	15	\$22,731,161	\$10,374,833	\$11,169,699	\$1,668,793	\$3,653,103	
2 - Colorado Springs	Penrose-St. Francis Health Services	Centura Health CHI	Large	522	\$1,688,232,159	\$564,419,171	\$896,091,343	\$66,098,197	\$248,417,008	
2 - Colorado Springs	UCHealth Memorial Hospital Central	UCHealth	Large	553	\$1,479,981,558	\$1,084,186,214	\$992,667,600	\$99,288,924	\$423,510,466	
<b>Total</b>				<b>1112</b>	<b>\$3,239,320,773</b>	<b>\$1,837,678,971</b>	<b>\$2,020,242,573</b>	<b>\$176,696,860</b>	<b>\$745,924,232</b>	
3 - Denver	UCHealth Broomfield Hospital	UCHealth	Medium	40	\$17,543,363	\$24,256,911	\$35,947,198	\$5,971,561	\$4,438,805	
3 - Denver	Castle Rock Adventist Hospital	Centura Health Adventist	Medium	55	\$167,724,152	\$72,638,196	\$222,080,402	\$22,615,698	\$16,354,854	
3 - Denver	National Jewish Health		Medium	46	\$120,901,842	\$39,843,022	\$84,829,575	\$875,393	\$8,273,926	
3 - Denver	OrthoColorado Hospital	Centura Health CHI	Medium	48	\$195,842,260	\$86,776	\$170,031,573	\$1,955,993	\$4,635,980	
3 - Denver	Children's Hospital Colorado	Children's Hospital CO	Large	465	\$8,749,941	\$1,468,963,331	\$1,357,697,549	\$23,736,614	\$45,181,861	
3 - Denver	Denver Health Medical Center		Large	555	\$550,657,400	\$1,230,887,520	\$443,191,994	\$308,859,941	\$135,014,387	
3 - Denver	Littleton Adventist Hospital	Centura Health Adventist	Large	231	\$701,841,873	\$153,955,159	\$575,144,481	\$41,260,173	\$20,574,542	
3 - Denver	Lutheran Medical Center	SCL Health	Large	362	\$901,314,158	\$325,855,999	\$489,105,518	\$53,384,295	\$44,665,170	
3 - Denver	North Suburban Medical Center	HealthONE	Large	157	\$553,898,000	\$678,629,000	\$381,878,000	\$134,776,000	\$65,345,000	
3 - Denver	Parker Adventist Hospital	Centura Health Adventist	Large	170	\$484,694,577	\$165,646,847	\$570,732,116	\$39,200,021	\$38,870,566	
3 - Denver	Platte Valley Medical Center	SCL Health	Large	98	\$119,048,902	\$89,304,130	\$122,827,296	\$19,492,284	\$23,261,094	
3 - Denver	Porter Adventist Hospital	Centura Health Adventist	Large	368	\$667,056,535	\$205,940,842	\$467,291,977	\$39,298,235	\$25,977,618	
3 - Denver	Presbyterian/St. Luke's Medical Center	HealthONE	Large	680	\$854,871,000	\$1,032,791,000	\$1,375,350,000	\$160,322,000	\$127,179,000	
3 - Denver	Rose Medical Center	HealthONE	Large	402	\$910,636,000	\$388,681,000	\$850,716,000	\$141,592,000	\$108,543,000	
3 - Denver	Sky Ridge Medical Center	HealthONE	Large	284	\$1,612,628,000	\$316,633,000	\$1,535,625,000	\$89,368,000	\$202,208,000	
3 - Denver	St. Anthony Hospital	Centura Health CHI	Large	237	\$921,799,860	\$370,526,273	\$612,692,271	\$61,241,905	\$32,808,358	
3 - Denver	St. Anthony North Health Campus	Centura Health CHI	Large	100	\$369,875,770	\$225,908,243	\$291,791,088	\$43,450,265	\$15,261,136	
3 - Denver	St. Joseph Hospital	SCL Health	Large	400	\$1,156,741,202	\$414,635,292	\$1,012,869,840	\$119,199,392	\$18,287,791	
3 - Denver	Swedish Medical Center	HealthONE	Large	408	\$2,029,725,000	\$939,215,000	\$1,414,380,000	\$151,596,000	\$230,076,000	
3 - Denver	The Medical Center of Aurora	HealthONE	Large	346	\$1,349,363,000	\$784,393,000	\$766,179,000	\$199,674,000	\$120,995,000	
3 - Denver	UCHealth University of Colorado Hospital	UCHealth	Large	699	\$3,278,754,696	\$1,841,490,064	\$3,113,556,203	\$202,833,691	\$522,829,149	
<b>Total</b>				<b>6238</b>	<b>\$16,975,012,626</b>	<b>\$10,770,602,908</b>	<b>\$15,896,082,341</b>	<b>#####</b>	<b>\$1,908,963,039</b>	
4 - Ft. Collins	Banner Fort Collins Medical Center	Banner Health	Small	23	\$37,190,231	\$23,753,798	\$40,904,727	\$2,326,363	\$4,552,961	
4 - Ft. Collins	Estes Park Health		Small	25	\$48,962,377	\$13,600,113	\$21,214,371	\$3,335,856	\$4,082,823	
4 - Ft. Collins	McKee Medical Center	Banner Health	Large	115	\$188,782,394	\$73,842,347	\$117,760,019	\$10,214,430	\$11,305,365	
4 - Ft. Collins	UCHealth Medical Center of the Rockies	UCHealth	Large	174	\$850,836,043	\$197,378,797	\$483,112,564	\$35,620,297	\$66,009,331	
4 - Ft. Collins	UCHealth Poudre Valley Hospital	UCHealth	Large	255	\$877,743,138	\$292,671,917	\$574,413,897	\$35,159,082	\$57,762,054	
<b>Total</b>				<b>592</b>	<b>\$2,003,514,183</b>	<b>\$601,246,972</b>	<b>\$1,237,405,578</b>	<b>\$86,656,028</b>	<b>\$143,712,534</b>	
5 - Grand Junction	Colorado Canyons Hospital and Medical Center		Small	25	\$45,976,685	\$7,447,555	\$41,221,220	\$2,259,165	\$9,472,150	
5 - Grand Junction	Community Hospital		Medium	44	\$229,526,910	\$75,079,702	\$133,128,056	\$10,452,449	\$87,267,591	
5 - Grand Junction	St. Mary's Hospital & Medical Center, Inc.	SCL Health	Large	346	\$616,110,931	\$280,996,749	\$260,389,929	\$37,715,347	\$124,914,115	
<b>Total</b>				<b>415</b>	<b>\$891,614,526</b>	<b>\$363,524,006</b>	<b>\$434,739,205</b>	<b>\$50,426,961</b>	<b>\$221,653,856</b>	
6 - Greeley	UCHealth Longs Peak Hospital	UCHealth	Medium	51	\$148,915,569	\$77,202,653	\$132,499,045	\$13,335,362	\$13,268,929	
6 - Greeley	North Colorado Medical Center	Banner Health	Large	378	\$515,962,241	\$266,013,564	\$284,725,054	\$44,243,869	\$47,988,330	
<b>Total</b>				<b>479</b>	<b>\$664,877,810</b>	<b>\$343,216,217</b>	<b>\$417,224,099</b>	<b>\$57,579,231</b>	<b>\$61,257,259</b>	
7 - Pueblo	Parkview Medical Center		Large	350	\$1,195,902,122	\$581,219,166	\$429,135,537	\$32,052,625	\$38,341,317	
7 - Pueblo	St. Mary-Corwin Medical Center	Centura Health CHI	Large	408	\$331,005,932	\$184,724,835	\$132,373,002	\$12,276,186	\$19,394,418	
<b>Total</b>				<b>758</b>	<b>\$1,526,908,054</b>	<b>\$765,944,001</b>	<b>\$561,508,539</b>	<b>\$44,328,811</b>	<b>\$57,735,735</b>	
8 - East	Arkansas Valley Regional Medical Center		Medium	55	\$34,132,805	\$25,785,502	\$14,285,955	\$4,153,549	\$5,183,017	
8 - East	East Morgan County Hospital	Banner Health	Small	25	\$25,516,987	\$12,039,850	\$16,090,028	\$2,006,600	\$2,644,450	
8 - East	Haxtun Hospital District		Small	25						
8 - East	Heart of the Rockies Regional Medical Center		Small	25	\$88,976,181	\$23,062,826	\$41,468,464	\$5,301,489	\$4,264,227	
8 - East	Keefe Memorial Health Service District		Small	25	\$3,593,482	\$1,393,674	\$1,943,387	\$287,243	\$201,841	
8 - East	Kit Carson County Health Service District		Small	19						
8 - East	Lincoln Community Hospital		Small	15	\$12,144,050	\$5,144,643	\$4,939,147	\$1,580,912	\$4,834,048	
8 - East	Melissa Memorial Hospital		Small	15	\$12,891,243	\$2,619,430	\$5,407,142	\$4,655,252	\$4,142,923	
8 - East	Mt. San Rafael Hospital		Small	25	\$30,994,133	\$20,094,286	\$28,532,528	\$2,039,268	\$2,376,375	
8 - East	Prowers Medical Center		Small	25	\$19,813,882	\$15,202,720	\$10,713,049	\$2,529,229	\$1,144,547	
8 - East	Rio Grande Hospital		Small	17	\$18,844,884	\$7,721,737	\$12,263,488	\$1,736,987	\$1,809,441	
8 - East	San Luis Valley Health Conejos County Hospital	San Luis Valley	Small	17	\$8,703,346	\$4,787,337	\$2,032,376	\$828,680	\$739,207	
8 - East	Sedgwick County Health Center		Small	15	\$8,302,396	\$4,239,645	\$3,788,523	\$2,322,202	\$149,375	
8 - East	Southeast Colorado Hospital District		Small	23	\$11,232,880	\$6,838,073	\$3,899,683	\$1,890,543	\$4,326	
8 - East	Spanish Peaks Regional Health Center		Small	20	\$12,031,921	\$5,890,297	\$2,871,914	\$572,271	\$1,227,797	
8 - East	St. Thomas More Hospital	Centura Health CHI	Small	25	\$95,672,565	\$59,374,372	\$67,206,608	\$5,778,193	\$6,505,895	
8 - East	Sterling Regional MedCenter	Banner Health	Small	25	\$56,688,596	\$24,742,233	\$27,948,778	\$2,737,289	\$8,142,486	
8 - East	Weisbrod Memorial County Hospital		Small	25	\$2,759,318	\$1,908,294	\$1,633,507	\$553,569	\$60,244	
8 - East	Wray Community District Hospital		Small	16	\$13,000,609	\$6,162,712	\$9,441,426	\$744,452	\$6,838,577	
8 - East	Yuma District Hospital		Small	15						
8 - East	Colorado Plains Medical Center		Medium	50	\$49,776,664	\$32,542,729	\$36,004,212	\$5,477,787	\$8,577,032	
8 - East	San Luis Valley Health Regional Medical Center	San Luis Valley	Medium	49	\$82,870,367	\$60,385,010	\$42,417,922	\$7,929,582	\$12,127,561	
<b>Total</b>				<b>551</b>	<b>\$587,946,309</b>	<b>\$319,935,370</b>	<b>\$332,888,137</b>	<b>\$48,935,097</b>	<b>\$68,596,994</b>	
9 - West	Animas Surgical Hospital		Small	12	\$55,053,232	\$10,831,950	\$38,625,261	\$8,749,507	\$6,506,740	
9 - West	Aspen Valley Hospital		Small	25	\$45,129,743	\$9,959,669	\$71,623,771	\$5,701,530	\$6,995,766	
9 - West	Grand River Hospital District		Small	25	\$38,934,787	\$24,137,392	\$41,616,990	\$7,374,908	\$2,044,025	
9 - West	Gunnison Valley Health		Small	24	\$33,129,573	\$13,409,271	\$45,194,130	\$5,468,256		
9 - West	Memorial Regional Health		Small	25						
9 - West	Middle Park Medical Center - Kremmling		Small	23						
9 - West	Pagosa Springs Medical Center		Small	11	\$22,886,294	\$10,676,229	\$22,598,178	\$2,809,930	\$2,798,626	
9 - West	Pioneers Medical Center		Medium	40	\$14,043,095	\$3,345,734	\$12,503,779	\$587,291		
9 - West	Rangely District Hospital		Small	25						
9 - West	Southwest Health System, Inc.		Small	25						
9 - West	St. Vincent General Hospital District		Small	25	\$3,382,197	\$3,157,981	\$6,608,322	\$841,469		
9 - West	Delta County Memorial Hospital		Medium	49	\$112,812,580	\$36,403,825	\$49,332,621	\$5,187,073	\$2,916,225	
9 - West	Mercy Regional Medical Center	Centura Health CHI	Medium	82	\$336,298,581	\$128,642,382	\$235,018,601	\$15,889,095	\$17,271,239	
9 - West	Montrose Memorial Hospital		Medium	75	\$164,618,614	\$56,376,415	\$74,334,373	\$8,030,745	\$24,400,352	
9 - West	St. Anthony Summit Medical Center	Centura Health CHI	Medium	35	\$57,234,588	\$43,109,951	\$164,508,181	\$21,642,055	\$7,328,054	
9 - West	UCHealth Yampa Valley Medical Center	UCHealth	Medium	39	\$58,795,416	\$20,524,085	\$74,044,557	\$4,364,265	\$6,886,137	
9 - West	Vail Health Hospital		Medium	58	\$112,156,438	\$22,758,277	\$172,945,573	\$13,926,769	\$7,337,561	
9 - West	Valley View Hospital		Medium	78	\$194,218,755	\$77,526,574	\$196,372,138	\$13,765,749	\$29,581,064	
<b>Total</b>				<b>676</b>	<b>\$1,248,693,893</b>	<b>\$460,859,735</b>	<b>\$1,205,326,475</b>	<b>\$114,338,643</b>	<b>\$114,065,789</b>	

\* These Critical Access Hospitals have a Frontier Designation (are based in any county with less than 6 people/square mile)

Hospital Expenditure Report Detailed Data by Hospital

Uncompensated Care Costs by Payertype 2019									
DOI	Hospital	System	Size	Beds	Medicare	Medicaid	Commercial	Self Pay	CICP/Other
1 - Boulder	Avista Adventist Hospital	Centura Health Adventist	Large	114	\$164,164	-\$22,761	\$631,351	\$683,745	\$1,587,998
1 - Boulder	Boulder Community Health		Large	167	\$2,743,734	\$575,007	\$2,138,165	\$58,293	\$144,318
1 - Boulder	Good Samaritan Medical Center	SCL Health	Large	234	\$174,038	\$56,166	\$596,315	\$1,040,337	\$219,587
1 - Boulder	Longmont United Hospital	Centura Health CHI	Large	186	\$65,336	-\$37,090	\$1,201,139	\$1,170,051	\$2,385,329
<b>Total</b>				<b>701</b>	<b>\$3,147,272</b>	<b>\$571,321</b>	<b>\$4,566,970</b>	<b>\$2,952,425</b>	<b>\$4,337,232</b>
2 - Colorado Springs	Children's Hospital Colorado Springs	Children's Hospital CO	Large	99				\$2,018,191	
2 - Colorado Springs	UCHealth Grandview Hospital	UCHealth	Small	22	\$1,032		\$596,567	\$1,133,140	\$177,678
2 - Colorado Springs	UCHealth Pikes Peak Regional Hospital	UCHealth	Small	15	\$103,551		\$58,786	\$185,000	\$613,649
2 - Colorado Springs	Penrose-St. Francis Health Services	Centura Health CHI	Large	522	\$1,339,119	\$387,796	\$2,121,360	\$3,398,672	\$6,094,200
2 - Colorado Springs	UCHealth Memorial Hospital Central	UCHealth	Large	553	\$850,319	\$709,376	\$2,724,085	\$7,618,877	\$9,157,601
<b>Total</b>				<b>1112</b>	<b>\$2,294,022</b>	<b>\$1,097,172</b>	<b>\$5,500,798</b>	<b>\$14,353,881</b>	<b>\$16,043,128</b>
3 - Denver	UCHealth Broomfield Hospital	UCHealth	Medium	40	\$671		\$1,931,288	\$2,997,177	\$239,199
3 - Denver	Castle Rock Adventist Hospital	Centura Health Adventist	Medium	55	\$36,816	-\$21,560	\$837,019	\$822,593	\$523,543
3 - Denver	National Jewish Health		Medium	46	\$506,354	\$12,302	\$1,150,719	\$112,257	\$26,144
3 - Denver	OrthoColorado Hospital	Centura Health CHI	Medium	48	\$101,157	-\$829	\$29,992	-\$35,009	\$10,488
3 - Denver	Children's Hospital Colorado	Children's Hospital CO	Large	465				\$17,375,159	
3 - Denver	Denver Health Medical Center		Large	555	\$2,473,370	\$455,615	\$6,366,069	\$71,204,908	\$24,334,271
3 - Denver	Littleton Adventist Hospital	Centura Health Adventist	Large	231	\$167,874	-\$76,359	\$1,069,415	\$2,047,358	\$1,046,421
3 - Denver	Lutheran Medical Center	SCL Health	Large	362	\$80,580	\$54,759	\$917,062	\$4,297,744	\$208,796
3 - Denver	North Suburban Medical Center	HealthONE	Large	157	\$186,539	\$533,122	\$979,916	\$4,008,826	\$38,813
3 - Denver	Parker Adventist Hospital	Centura Health Adventist	Large	170	\$161,374	-\$8,020	\$1,578,209	\$1,779,316	\$950,868
3 - Denver	Platte Valley Medical Center	SCL Health	Large	98	\$98,051	\$46,551	\$2,086,430	\$3,241,866	\$888,624
3 - Denver	Porter Adventist Hospital	Centura Health Adventist	Large	368	\$608,500	-\$145,858	\$904,170	\$1,089,977	\$1,813,274
3 - Denver	Presbyterian/St. Luke's Medical Center	HealthONE	Large	680	\$295,750	\$1,165,593	\$993,820	\$1,998,351	\$75,511
3 - Denver	Rose Medical Center	HealthONE	Large	402				\$3,058,651	
3 - Denver	Sky Ridge Medical Center	HealthONE	Large	284	\$109,192	\$269,228	\$1,022,217	\$1,261,728	\$48,574
3 - Denver	St. Anthony Hospital	Centura Health CHI	Large	237	\$566,476	-\$711,786	\$2,110,927	\$2,504,767	\$3,824,017
3 - Denver	St. Anthony North Health Campus	Centura Health CHI	Large	100	\$243,122	-\$67,583	\$1,292,395	\$2,039,429	\$1,856,722
3 - Denver	St. Joseph Hospital	SCL Health	Large	400	\$222,158	\$390,374	\$1,098,237	\$14,423,720	\$91,664
3 - Denver	Swedish Medical Center	HealthONE	Large	408	\$449,325	\$809,824	\$1,977,392	\$5,542,528	\$60,525
3 - Denver	The Medical Center of Aurora	HealthONE	Large	346	\$489,491	\$849,509	\$2,307,602	\$6,231,290	\$64,452
3 - Denver	UCHealth University of Colorado Hospital	UCHealth	Large	699	\$2,054,680	\$1,201,245	\$4,125,784	\$13,103,241	\$12,763,603
<b>Total</b>				<b>6238</b>	<b>\$8,851,481</b>	<b>\$4,756,129</b>	<b>\$32,778,663</b>	<b>\$159,105,877</b>	<b>\$50,506,513</b>
4 - Ft. Collins	Banner Fort Collins Medical Center	Banner Health	Small	23	\$83,201	\$15,878	\$745,612	\$967,565	\$47,320
4 - Ft. Collins	Estes Park Health		Small	25	\$45,348	\$6,478	\$470,637	\$649,304	\$62,955
4 - Ft. Collins	McKee Medical Center	Banner Health	Large	115	\$267,755	\$77,731	\$929,136	\$2,420,553	\$48,099
4 - Ft. Collins	UCHealth Medical Center of the Rockies	UCHealth	Large	174	\$310,410	\$232,215	\$2,159,371	\$6,308,974	\$3,198,028
4 - Ft. Collins	UCHealth Poudre Valley Hospital	UCHealth	Large	255	\$546,929	\$301,069	\$1,773,644	\$6,121,970	\$2,747,480
<b>Total</b>				<b>592</b>	<b>\$1,253,643</b>	<b>\$633,371</b>	<b>\$6,078,400</b>	<b>\$16,468,365</b>	<b>\$6,103,882</b>
5 - Grand Junction	Colorado Canyons Hospital and Medical Center		Small	25	\$263,675	\$7,038	\$194,978	\$317,698	\$67,833
5 - Grand Junction	Community Hospital		Medium	44	\$882,954	\$30,573	\$2,229,132	\$1,108,910	
5 - Grand Junction	St. Mary's Hospital & Medical Center, Inc.	SCL Health	Large	346	\$567,266	\$433,339	\$2,445,102	\$7,393,439	\$1,238,479
<b>Total</b>				<b>415</b>	<b>\$1,713,895</b>	<b>\$470,950</b>	<b>\$4,869,212</b>	<b>\$8,820,047</b>	<b>\$1,306,312</b>
6 - Greeley	UCHealth Longs Peak Hospital	UCHealth	Medium	51	\$232,056	-\$6,930	\$434,700	\$1,530,349	\$1,527,746
6 - Greeley	North Colorado Medical Center	Banner Health	Large	378	\$883,280	\$285,200	\$3,550,276	\$9,062,770	\$93,087
<b>Total</b>				<b>479</b>	<b>\$1,115,336</b>	<b>\$278,270</b>	<b>\$3,984,976</b>	<b>\$10,593,119</b>	<b>\$1,620,833</b>
7 - Pueblo	Parkview Medical Center		Large	350	\$189,950	\$18,684	\$1,223,776	\$1,597,448	\$1,596,071
7 - Pueblo	St. Mary-Corwin Medical Center	Centura Health CHI	Large	408	\$300,575	-\$6,850	\$462,378	\$235,427	\$1,299,415
<b>Total</b>				<b>758</b>	<b>\$490,525</b>	<b>\$11,834</b>	<b>\$1,686,154</b>	<b>\$1,832,875</b>	<b>\$2,895,487</b>
8 - East	Arkansas Valley Regional Medical Center		Medium	55	\$58,021	\$16,586	\$1,300,876	\$361,294	\$288,013
8 - East	East Morgan County Hospital	Banner Health	Small	25	\$107,197	\$40,593	\$417,701	\$555,283	\$46,530
8 - East	Haxtun Hospital District		Small	25					
8 - East	Heart of the Rockies Regional Medical Center		Small	25	\$112,500	\$31,921	\$386,160	\$751,757	\$19,371
8 - East	Keefe Memorial Health Service District		Small	25	\$36,957		\$36,957	\$172,467	
8 - East	Kit Carson County Health Service District		Small	19					
8 - East	Lincoln Community Hospital		Small	15			\$467,185	\$853,371	\$113,257
8 - East	Melissa Memorial Hospital		Small	15				\$727,196	
8 - East	Mt. San Rafael Hospital		Small	25	\$324,039	\$149,556	\$535,910	\$601,397	
8 - East	Prowers Medical Center		Small	25	\$59,699	\$3,829	\$120,449	\$329,133	\$160,937
8 - East	Rio Grande Hospital		Small	17	\$5,167		\$249,578	\$1,020,503	\$400,840
8 - East	San Luis Valley Health Conejos County Hospital	San Luis Valley	Small	17	\$170,667	\$97,086	\$42,241	\$16,352	\$14,306
8 - East	Sedgwick County Health Center		Small	15	\$68,251	\$23,877	\$183,979	\$372,574	
8 - East	Southeast Colorado Hospital District		Small	23	-\$8,743	\$102,100	\$5,948	\$58,650	
8 - East	Spanish Peaks Regional Health Center		Small	20	\$136,595	\$48,324	\$60,057	\$65,517	\$211,287
8 - East	St. Thomas More Hospital	Centura Health CHI	Small	25	\$153,372	\$55,605	\$456,456	\$255,618	\$487,400
8 - East	Sterling Regional MedCenter	Banner Health	Small	25	\$264,017	\$11,604	\$416,299	\$841,913	\$27,911
8 - East	Weisbrod Memorial County Hospital		Small	25				\$45,355	\$27,816
8 - East	Wray Community District Hospital		Small	16	\$127,340	\$42,707	\$513	\$755,175	\$161
8 - East	Yuma District Hospital		Small	15					
8 - East	Colorado Plains Medical Center		Medium	50	\$389,941	\$255,121	\$284,159	\$50,817	\$412,917
8 - East	San Luis Valley Health Regional Medical Center	San Luis Valley	Medium	49	\$1,336,960	\$947,554	\$626,294	\$123,312	\$210,929
<b>Total</b>				<b>551</b>	<b>\$3,341,980</b>	<b>\$1,826,462</b>	<b>\$5,590,764</b>	<b>\$7,957,683</b>	<b>\$2,421,676</b>
9 - West	Animas Surgical Hospital		Small	12	\$13,390	\$15,988	\$137,263	\$151,272	\$1,903
9 - West	Aspen Valley Hospital		Small	25	\$137,140	\$17,729	\$1,454,781	\$1,632,997	\$1,115,551
9 - West	Grand River Hospital District		Small	25	\$21,203	-\$449	\$251,077	\$3,096,673	\$343,485
9 - West	Gunnison Valley Health		Small	24	\$18,812	\$9,406	\$893,438	\$470,297	
9 - West	Memorial Regional Health		Small	25					
9 - West	Middle Park Medical Center - Kremmling		Small	23					
9 - West	Pagosa Springs Medical Center		Small	11					\$2,229,957
9 - West	Pioneers Medical Center		Medium	40	\$724	\$19,232	\$263,726	\$364,752	\$166,823
9 - West	Rangely District Hospital		Small	25					
9 - West	Southwest Health System, Inc.		Small	25					
9 - West	St. Vincent General Hospital District		Small	25	\$373,962	\$332,410	\$581,718	\$96,953	
9 - West	Delta County Memorial Hospital		Medium	49	\$650,110	\$216,703	\$288,938	\$36,117	\$12,039
9 - West	Mercy Regional Medical Center	Centura Health CHI	Medium	82	\$183,463	-\$133,208	\$1,343,050	\$549,406	\$1,134,422
9 - West	Montrose Memorial Hospital		Medium	75	\$194,220	\$48,742	\$277,907	\$976,286	\$2,085,101
9 - West	St. Anthony Summit Medical Center	Centura Health CHI	Medium	35	\$25,729	\$32,539	\$1,598,917	\$1,461,858	\$1,602,434
9 - West	UCHealth Yampa Valley Medical Center	UCHealth	Medium	39	\$263,209	\$110,917	\$760,956	\$1,644,870	\$914,486
9 - West	Vail Health Hospital		Medium	58	\$83,375	\$45,475	\$1,765,001	\$7,687,990	\$11,153
9 - West	Valley View Hospital		Medium	78	\$333,509	\$307,276	\$450,053	\$2,427,922	\$4,578,378
<b>Total</b>				<b>676</b>	<b>\$2,298,847</b>	<b>\$1,022,760</b>	<b>\$10,066,824</b>	<b>\$20,597,392</b>	<b>\$14,195,732</b>

\* These Critical Access Hospitals have a Frontier Designation (are based in any county with less than 6 people/square mile)

Hospital Expenditure Report Detailed Data by Hospital

Uncompensated Care Charges by Payertype 2019									
DOI	Hospital	System	Size	Beds	Medicare	Medicaid	Commercial	Self Pay	CICP/Other
1 - Boulder	Avista Adventist Hospital	Centura Health Adventist	Large	114	\$727,937	-\$100,928	\$2,799,545	\$3,031,870	\$7,041,521
1 - Boulder	Boulder Community Health		Large	167	\$12,696,094	\$2,660,733	\$9,893,944	\$269,739	\$667,802
1 - Boulder	Good Samaritan Medical Center	SCL Health	Large	234	\$946,378	\$305,415	\$3,242,621	\$5,657,107	\$1,194,061
1 - Boulder	Longmont United Hospital	Centura Health CHI	Large	186	\$271,385	-\$154,059	\$4,989,127	\$4,859,997	\$9,907,855
<b>Total</b>				<b>701</b>	<b>\$14,641,793</b>	<b>\$2,711,161</b>	<b>\$20,925,237</b>	<b>\$13,818,713</b>	<b>\$18,811,239</b>
2 - Colorado Springs	Children's Hospital Colorado Springs	Children's Hospital CO	Large	99				\$6,016,293	
2 - Colorado Springs	UCHealth Grandview Hospital	UCHealth	Small	22	\$3,982		\$2,301,626	\$4,371,788	\$685,503
2 - Colorado Springs	UCHealth Pikes Peak Regional Hospital	UCHealth	Small	15	\$223,048		\$126,624	\$398,490	\$1,321,797
2 - Colorado Springs	Penrose-St. Francis Health Services	Centura Health CHI	Large	522	\$6,979,020	\$2,021,057	\$11,055,783	\$17,712,686	\$31,760,833
2 - Colorado Springs	UCHealth Memorial Hospital Central	UCHealth	Large	553	\$4,103,072	\$3,422,975	\$13,144,611	\$36,763,596	\$44,188,445
<b>Total</b>				<b>1112</b>	<b>\$11,309,122</b>	<b>\$5,444,032</b>	<b>\$26,628,644</b>	<b>\$65,262,853</b>	<b>\$77,956,578</b>
3 - Denver	UCHealth Broomfield Hospital	UCHealth	Medium	40	\$1,293		\$3,721,975	\$5,776,155	\$460,984
3 - Denver	Castle Rock Adventist Hospital	Centura Health Adventist	Medium	55	\$159,458	-\$93,382	\$3,625,325	\$3,562,841	\$2,267,587
3 - Denver	National Jewish Health		Medium	46	\$762,522	\$18,526	\$1,732,876	\$169,048	\$39,370
3 - Denver	OrthoColorado Hospital	Centura Health CHI	Medium	48	\$572,298	-\$4,689	\$169,678	-\$198,062	\$59,335
3 - Denver	Children's Hospital Colorado	Children's Hospital CO	Large	465				\$47,054,179	
3 - Denver	Denver Health Medical Center		Large	555	\$6,889,127	\$1,269,034	\$17,731,541	\$198,328,474	\$67,778,738
3 - Denver	Littleton Adventist Hospital	Centura Health Adventist	Large	231	\$914,284	-\$415,869	\$5,824,300	\$11,150,419	\$5,699,060
3 - Denver	Lutheran Medical Center	SCL Health	Large	362	\$418,283	\$284,247	\$4,760,376	\$22,309,152	\$1,083,837
3 - Denver	North Suburban Medical Center	HealthONE	Large	157	\$1,908,000	\$5,453,000	\$10,023,000	\$41,004,000	\$397,000
3 - Denver	Parker Adventist Hospital	Centura Health Adventist	Large	170	\$796,561	-\$39,586	\$7,790,204	\$8,782,888	\$4,693,584
3 - Denver	Platte Valley Medical Center	SCL Health	Large	98	\$285,198	\$135,402	\$6,068,751	\$9,429,542	\$2,584,720
3 - Denver	Porter Adventist Hospital	Centura Health Adventist	Large	368	\$2,696,913	-\$646,453	\$4,007,338	\$4,830,849	\$8,036,550
3 - Denver	Presbyterian/St. Luke's Medical Center	HealthONE	Large	680	\$2,209,000	\$8,706,000	\$7,423,000	\$14,926,000	\$564,000
3 - Denver	Rose Medical Center	HealthONE	Large	402				\$26,133,000	
3 - Denver	Sky Ridge Medical Center	HealthONE	Large	284	\$1,106,000	\$2,727,000	\$10,354,000	\$12,780,000	\$492,000
3 - Denver	St. Anthony Hospital	Centura Health CHI	Large	237	\$2,908,375	-\$3,654,421	\$10,837,830	\$12,859,866	\$19,633,104
3 - Denver	St. Anthony North Health Campus	Centura Health CHI	Large	100	\$1,220,537	-\$339,282	\$6,488,157	\$10,238,460	\$9,321,223
3 - Denver	St. Joseph Hospital	SCL Health	Large	400	\$1,147,263	\$2,015,959	\$5,671,482	\$74,486,506	\$473,367
3 - Denver	Swedish Medical Center	HealthONE	Large	408	\$4,239,000	\$7,640,000	\$18,655,000	\$52,289,000	\$571,000
3 - Denver	The Medical Center of Aurora	HealthONE	Large	346	\$4,291,000	\$7,447,000	\$20,229,000	\$54,625,000	\$565,000
3 - Denver	UCHealth University of Colorado Hospital	UCHealth	Large	699	\$10,170,646	\$5,946,150	\$20,422,588	\$64,860,902	\$63,179,698
<b>Total</b>				<b>6238</b>	<b>\$42,695,757</b>	<b>\$36,448,636</b>	<b>\$165,536,421</b>	<b>\$675,398,219</b>	<b>\$188,124,123</b>
4 - Ft. Collins	Banner Fort Collins Medical Center	Banner Health	Small	23	\$192,441	\$36,725	\$1,724,584	\$2,237,954	\$109,450
4 - Ft. Collins	Estes Park Health		Small	25	\$79,118		\$11,132,827	\$1,132,827	\$109,836
4 - Ft. Collins	McKee Medical Center	Banner Health	Large	115	\$883,531	\$256,494	\$3,065,935	\$7,987,272	\$158,717
4 - Ft. Collins	UCHealth Medical Center of the Rockies	UCHealth	Large	174	\$1,118,560	\$836,786	\$7,781,269	\$22,734,319	\$11,524,060
4 - Ft. Collins	UCHealth Poudre Valley Hospital	UCHealth	Large	255	\$1,871,121	\$1,029,999	\$6,067,887	\$20,944,128	\$9,399,518
<b>Total</b>				<b>592</b>	<b>\$4,144,771</b>	<b>\$2,171,307</b>	<b>\$19,460,787</b>	<b>\$55,036,500</b>	<b>\$21,301,581</b>
5 - Grand Junction	Colorado Canyons Hospital and Medical Center		Small	25	\$610,992	\$16,308	\$451,804	\$736,173	\$157,184
5 - Grand Junction	Community Hospital		Medium	44	\$2,820,116	\$97,650	\$7,119,750	\$3,541,811	
5 - Grand Junction	St. Mary's Hospital & Medical Center, Inc.	SCL Health	Large	346	\$1,904,408	\$1,454,793	\$8,208,621	\$24,821,021	\$4,157,783
<b>Total</b>				<b>415</b>	<b>\$5,335,516</b>	<b>\$1,568,751</b>	<b>\$15,780,176</b>	<b>\$29,099,005</b>	<b>\$4,314,967</b>
6 - Greeley	UCHealth Longs Peak Hospital	UCHealth	Medium	51	\$727,505	-\$21,727	\$1,362,804	\$4,797,713	\$4,789,552
6 - Greeley	North Colorado Medical Center	Banner Health	Large	378	\$2,956,131	\$954,498	\$11,881,942	\$30,330,965	\$311,542
<b>Total</b>				<b>479</b>	<b>\$3,683,636</b>	<b>\$932,771</b>	<b>\$13,244,746</b>	<b>\$35,128,678</b>	<b>\$5,101,094</b>
7 - Pueblo	Parkview Medical Center		Large	350	\$1,117,534	\$109,921	\$7,199,848	\$9,398,275	\$9,390,174
7 - Pueblo	St. Mary-Corwin Medical Center	Centura Health CHI	Large	408	\$1,485,733	-\$33,858	\$2,285,518	\$1,163,706	\$6,422,971
<b>Total</b>				<b>758</b>	<b>\$2,603,266</b>	<b>\$76,063</b>	<b>\$9,485,366</b>	<b>\$10,561,981</b>	<b>\$15,813,145</b>
8 - East	Arkansas Valley Regional Medical Center		Medium	55	\$126,205	\$36,078	\$2,829,612	\$785,872	\$626,474
8 - East	East Morgan County Hospital	Banner Health	Small	25	\$195,230	\$73,929	\$760,729	\$1,011,297	\$84,741
8 - East	Haxtun Hospital District		Small	25					
8 - East	Heart of the Rockies Regional Medical Center		Small	25	\$244,824	\$69,466	\$840,364	\$1,635,980	\$42,155
8 - East	Keefe Memorial Health Service District		Small	25	\$67,518		\$67,518	\$315,083	
8 - East	Kit Carson County Health Service District		Small	19					
8 - East	Lincoln Community Hospital		Small	15			\$727,120	\$1,328,175	\$176,272
8 - East	Melissa Memorial Hospital		Small	15				\$1,033,935	
8 - East	Mt. San Rafael Hospital		Small	25	\$795,408	\$367,111	\$1,315,482	\$1,476,230	
8 - East	Prowers Medical Center		Small	25	\$91,055	\$5,839	\$183,712	\$502,002	\$245,465
8 - East	Rio Grande Hospital		Small	17	\$8,311		\$401,450	\$1,641,496	\$644,759
8 - East	San Luis Valley Health Conejos County Hospital	San Luis Valley	Small	17	\$285,329	\$162,313	\$70,621	\$27,338	\$23,917
8 - East	Sedgwick County Health Center		Small	15	\$107,827	\$37,723	\$290,661	\$588,614	
8 - East	Southeast Colorado Hospital District		Small	23	\$10,806	\$126,194	\$7,352	\$72,491	
8 - East	Spanish Peaks Regional Health Center		Small	20	\$239,050	\$84,570	\$105,104	\$114,659	\$369,767
8 - East	St. Thomas More Hospital	Centura Health CHI	Small	25	\$539,877	\$195,731	\$1,606,751	\$899,788	\$1,715,675
8 - East	Sterling Regional MedCenter	Banner Health	Small	25	\$630,231	\$27,700	\$993,742	\$2,009,719	\$66,627
8 - East	Weisbrod Memorial County Hospital		Small	25				\$43,882	\$26,912
8 - East	Wray Community District Hospital		Small	16	\$196,439	\$65,881	\$792	\$1,164,961	\$249
8 - East	Yuma District Hospital		Small	15					
8 - East	Colorado Plains Medical Center		Medium	50	\$1,455,076	\$951,991	\$1,060,348	\$189,624	\$1,536,943
8 - East	San Luis Valley Health Regional Medical Center	San Luis Valley	Medium	49	\$3,149,641	\$2,232,270	\$1,475,439	\$290,501	\$496,911
<b>Total</b>				<b>551</b>	<b>\$8,121,215</b>	<b>\$4,436,797</b>	<b>\$12,736,796</b>	<b>\$15,131,648</b>	<b>\$6,056,866</b>
9 - West	Animas Surgical Hospital		Small	12	\$50,511	\$60,311	\$517,790	\$570,636	\$7,179
9 - West	Aspen Valley Hospital		Small	25	\$182,609	\$23,607	\$1,937,114	\$2,174,417	\$1,485,412
9 - West	Grand River Hospital District		Small	25	\$42,086	-\$891	\$498,357	\$6,146,507	\$681,775
9 - West	Gunnison Valley Health		Small	24	\$40,634	\$20,317	\$1,929,825	\$1,015,842	
9 - West	Memorial Regional Health		Small	25					
9 - West	Middle Park Medical Center - Kremmling		Small	23					
9 - West	Pagosa Springs Medical Center		Small	11					\$4,217,396
9 - West	Pioneers Medical Center		Medium	40	\$855	\$22,714	\$311,487	\$430,809	\$197,035
9 - West	Rangely District Hospital		Small	25					
9 - West	Southwest Health System, Inc.		Small	25					
9 - West	St. Vincent General Hospital District		Small	25	\$466,187	\$414,389	\$725,180	\$120,863	
9 - West	Delta County Memorial Hospital		Medium	49	\$1,513,741	\$504,580	\$672,774	\$84,097	\$28,032
9 - West	Mercy Regional Medical Center	Centura Health CHI	Medium	82	\$642,125	-\$466,233	\$4,700,714	\$1,922,936	\$3,970,511
9 - West	Montrose Memorial Hospital		Medium	75	\$552,820	\$138,738	\$791,024	\$2,778,861	\$5,934,951
9 - West	St. Anthony Summit Medical Center	Centura Health CHI	Medium	35	\$92,108	\$116,488	\$5,724,016	\$5,233,353	\$5,736,607
9 - West	UCHealth Yampa Valley Medical Center	UCHealth	Medium	39	\$426,596	\$179,769	\$1,233,317	\$2,665,918	\$1,482,150
9 - West	Vail Health Hospital		Medium	58	\$149,130	\$81,339	\$3,156,993	\$13,751,227	\$19,949
9 - West	Valley View Hospital		Medium	78	\$734,084	\$676,342	\$990,607	\$5,344,071	\$10,077,415
<b>Total</b>				<b>676</b>	<b>\$4,893,485</b>	<b>\$1,771,469</b>	<b>\$23,189,196</b>	<b>\$42,239,538</b>	<b>\$33,838,413</b>

\* These Critical Access Hospitals have a Frontier Designation (are based in any county with less than 6 people/square mile)

Hospital Expenditure Report Detailed Data by Hospital

Operating Expense Mix					Patient	Patient	General/	Building &	Other	Unallocated
DOI	Hospital	System	Size	Beds	Expense	Expense	Admin/	Major	Expense	Expense
1 - Boulder	Avista Adventist Hospital	Centura Health Adventist	Large	114	\$107,156,365	\$17,268,811	\$5,935,323	\$11,079,431		
1 - Boulder	Boulder Community Health		Large	167	\$183,077,927	\$39,682,180	\$29,785,475	\$45,739,510	\$71,067,211	
1 - Boulder	Good Samaritan Medical Center	SCL Health	Large	234	\$159,885,475	\$64,322,633	\$35,028,165	\$12,634,032		\$1
1 - Boulder	Longmont United Hospital	Centura Health CHI	Large	186	\$103,458,240	\$23,677,372	\$10,289,363	\$18,435,178		
<b>Total</b>				<b>701</b>	<b>\$553,578,007</b>	<b>\$144,950,997</b>	<b>\$81,038,326</b>	<b>\$88,888,151</b>	<b>\$71,067,211</b>	<b>\$1</b>
2 - Colorado Springs	Children's Hospital Colorado Springs	Children's Hospital CO	Large	99	\$61,309,953	\$2,709,280	\$21,208,219	\$7,766,646		\$0
2 - Colorado Springs	UCHealth Grandview Hospital	UCHealth	Small	22	\$22,558,923	\$5,769,860	\$4,310,840	\$6,502,651		\$0
2 - Colorado Springs	UCHealth Pikes Peak Regional Hospital	UCHealth	Small	15	\$14,540,853	\$2,062,556	\$3,637,392	\$2,865,376		\$0
2 - Colorado Springs	Penrose-St. Francis Health Services	Centura Health CHI	Large	522	\$471,475,243	\$111,624,424	\$32,471,560	\$53,403,616		\$0
2 - Colorado Springs	UCHealth Memorial Hospital Central	UCHealth	Large	553	\$595,272,582	\$99,679,651	\$90,150,006	\$62,562,986		\$0
<b>Total</b>				<b>1112</b>	<b>\$1,165,157,554</b>	<b>\$221,845,770</b>	<b>\$151,778,017</b>	<b>\$133,101,275</b>		<b>\$0</b>
3 - Denver	UCHealth Broomfield Hospital	UCHealth	Medium	40	\$24,334,547	\$5,143,376	\$5,489,238	\$10,885,723		\$0
3 - Denver	Castle Rock Adventist Hospital	Centura Health Adventist	Medium	55	\$83,861,617	\$13,746,841	\$4,222,403	\$14,307,724		\$0
3 - Denver	National Jewish Health		Medium	46	\$120,248,830	\$2,799,070	\$52,308,855	\$13,853,897	\$93,633,742	\$0
3 - Denver	OrthoColorado Hospital	Centura Health CHI	Medium	48	\$47,645,900	\$6,579,812	\$8,232,667	\$3,392,728		\$0
3 - Denver	Children's Hospital Colorado	Children's Hospital CO	Large	465	\$741,054,262	\$90,727,787	\$148,086,971	\$122,116,226	\$58,756,725	\$0
3 - Denver	Denver Health Medical Center		Large	555	\$523,402,500	\$12,653,651	\$331,926,142	\$91,542,400	\$114,409,996	\$0
3 - Denver	Littleton Adventist Hospital	Centura Health Adventist	Large	231	\$193,802,299	\$35,728,021	\$13,770,685	\$31,485,348		\$0
3 - Denver	Lutheran Medical Center	SCL Health	Large	362	\$207,112,687	\$69,250,862	\$53,602,000	\$19,706,820		\$0
3 - Denver	North Suburban Medical Center	HealthONE	Large	157	\$84,574,000	\$4,688,000	\$41,896,000	\$17,253,000	\$29,061,000	\$0
3 - Denver	Parker Adventist Hospital	Centura Health Adventist	Large	170	\$188,471,346	\$31,971,592	\$10,998,637	\$32,415,798		\$0
3 - Denver	Platte Valley Medical Center	SCL Health	Large	98	\$65,725,114	\$3,875,837	\$17,266,830	\$9,020,033		\$0
3 - Denver	Porter Adventist Hospital	Centura Health Adventist	Large	368	\$239,147,563	\$35,867,540	\$15,352,862	\$28,248,812		\$0
3 - Denver	Presbyterian/St. Luke's Medical Center	HealthONE	Large	680	\$247,566,000	\$22,334,000	\$98,691,000	\$51,566,000	\$55,411,000	\$0
3 - Denver	Rose Medical Center	HealthONE	Large	402	\$136,541,000	\$7,428,000	\$65,464,000	\$33,887,000	\$37,810,000	\$0
3 - Denver	Sky Ridge Medical Center	HealthONE	Large	284	\$188,515,000	\$9,693,000	\$85,748,000	\$38,446,000	\$48,608,000	\$0
3 - Denver	St. Anthony Hospital	Centura Health CHI	Large	237	\$270,757,217	\$64,920,819	\$14,375,493	\$41,128,119		\$0
3 - Denver	St. Anthony North Health Campus	Centura Health CHI	Large	100	\$125,760,332	\$30,501,811	\$10,638,366	\$22,669,952		\$0
3 - Denver	St. Joseph Hospital	SCL Health	Large	400	\$309,160,805	\$104,799,098	\$75,999,397	\$38,057,403		\$0
3 - Denver	Swedish Medical Center	HealthONE	Large	408	\$262,278,000	\$16,783,000	\$104,214,000	\$53,021,000	\$68,950,000	\$0
3 - Denver	The Medical Center of Aurora	HealthONE	Large	346	\$182,184,000	\$13,721,000	\$79,241,000	\$36,862,000	\$55,861,000	\$0
3 - Denver	UCHealth University of Colorado Hospital	UCHealth	Large	699	\$1,290,513,759	\$234,115,267	\$165,069,099	\$120,379,646	\$2,079,089	\$0
<b>Total</b>				<b>6238</b>	<b>\$5,554,465,985</b>	<b>\$855,449,770</b>	<b>\$1,409,104,374</b>	<b>\$833,053,042</b>	<b>\$564,580,553</b>	<b>\$0</b>
4 - Ft. Collins	Banner Fort Collins Medical Center	Banner Health	Small	23	\$20,595,814	\$194,290	\$9,188,578	\$10,201,929	\$3,481,546	\$3,450,871
4 - Ft. Collins	Estes Park Health		Small	25		\$328,455	\$191,069	\$5,640,898	\$2,482,820	\$43,104,797
4 - Ft. Collins	McKee Medical Center	Banner Health	Large	115	\$61,003,997	\$1,133,277	\$27,882,313	\$12,759,393	\$19,504,523	\$0
4 - Ft. Collins	UCHealth Medical Center of the Rockies	UCHealth	Large	174	\$332,055,496	\$42,623,716	\$50,234,590	\$30,071,851		\$0
4 - Ft. Collins	UCHealth Poudre Valley Hospital	UCHealth	Large	255	\$399,517,854	\$54,567,361	\$46,520,988	\$39,084,827		\$0
<b>Total</b>				<b>592</b>	<b>\$813,173,161</b>	<b>\$98,847,099</b>	<b>\$134,017,539</b>	<b>\$97,758,897</b>	<b>\$26,408,889</b>	<b>\$46,555,668</b>
5 - Grand Junction	Colorado Canyons Hospital and Medical Center		Small	25				\$5,285,606		\$41,067,683
5 - Grand Junction	Community Hospital		Medium	44				\$17,616,331	\$8,585,265	\$141,793,392
5 - Grand Junction	St. Mary's Hospital & Medical Center, Inc.	SCL Health	Large	346	\$216,852,698	\$102,648,201	\$49,017,117	\$27,949,376		\$0
<b>Total</b>				<b>415</b>	<b>\$216,852,698</b>	<b>\$102,648,201</b>	<b>\$49,017,117</b>	<b>\$50,851,313</b>	<b>\$8,585,265</b>	<b>\$182,861,075</b>
6 - Greeley	UCHealth Longs Peak Hospital	UCHealth	Medium	51	\$74,663,749	\$19,085,042	\$12,838,898	\$16,763,591		\$0
6 - Greeley	North Colorado Medical Center	Banner Health	Large	378	\$176,487,787	\$4,153,028	\$70,958,145	\$48,521,512	\$51,050,762	\$0
<b>Total</b>				<b>479</b>	<b>\$251,151,536</b>	<b>\$23,238,070</b>	<b>\$83,797,043</b>	<b>\$65,285,103</b>	<b>\$51,050,762</b>	<b>\$0</b>
7 - Pueblo	Parkview Medical Center		Large	350	\$186,565,663	\$22,629,270	\$129,542,263	\$16,980,000	\$43,012,555	\$0
7 - Pueblo	St. Mary-Corwin Medical Center	Centura Health CHI	Large	408	\$99,442,425	\$19,891,526	\$5,540,925	\$13,495,764		\$0
<b>Total</b>				<b>758</b>	<b>\$286,008,088</b>	<b>\$42,520,796</b>	<b>\$135,083,188</b>	<b>\$30,475,764</b>	<b>\$43,012,555</b>	<b>\$0</b>
8 - East	Arkansas Valley Regional Medical Center		Medium	55	\$3,660,324	\$7,275,766	\$1,704,049	\$5,089,882		\$20,814,192
8 - East	East Morgan County Hospital	Banner Health	Small	25	\$17,540,216	\$169,925	\$7,879,493	\$3,082,014	\$3,466,406	\$0
8 - East	Haxtun Hospital District		Small	25						\$0
8 - East	Heart of the Rockies Regional Medical Center		Small	25	\$41,132,850	\$2,478,067	\$22,139,249	\$7,923,711	\$2,143,887	\$0
8 - East	Keefe Memorial Health Service District		Small	25				\$826,866		\$3,246,442
8 - East	Kit Carson County Health Service District		Small	19						\$0
8 - East	Lincoln Community Hospital		Small	15	\$10,633,211		\$7,244,995	\$750,756	\$355,214	\$0
8 - East	Melissa Memorial Hospital		Small	15				\$1,947,887	\$581,576	\$15,699,926
8 - East	Mt. San Rafael Hospital		Small	25	\$3,872,139	\$7,468,031	\$1,137,089	\$1,248,893		\$20,221,765
8 - East	Prowers Medical Center		Small	25	\$17,239,790	\$3,860,975	\$3,037,707	\$2,479,975	\$5,890,755	\$0
8 - East	Rio Grande Hospital		Small	17	\$14,832,732	\$6,780,678	\$913,569	\$3,801,179	\$47,200	\$0
8 - East	San Luis Valley Health Conejos County Hospital	San Luis Valley	Small	17				\$970,668	\$859,052	\$8,480,206
8 - East	Sedgwick County Health Center		Small	15	\$6,212,738	\$1,118,992	\$3,865,132	\$802,667		\$0
8 - East	Southeast Colorado Hospital District		Small	23				\$1,518,837	\$17,937,932	\$0
8 - East	Spanish Peaks Regional Health Center		Small	20				\$1,764,500	\$2,376,004	\$12,972,360
8 - East	St. Thomas More Hospital	Centura Health CHI	Small	25	\$47,130,399	\$11,184,525	\$3,124,997	\$5,285,346		\$0
8 - East	Sterling Regional MedCenter	Banner Health	Small	25	\$25,043,567	\$962,939	\$12,803,883	\$5,376,014	\$6,432,851	\$0
8 - East	Weisbrod Memorial County Hospital		Small	25				\$472,590	\$8,206,336	\$0
8 - East	Wray Community District Hospital		Small	16				\$1,057,261	\$22,901,411	\$0
8 - East	Yuma District Hospital		Small	15						\$0
8 - East	Colorado Plains Medical Center		Medium	50	\$12,979,826	\$9,516,033	\$9,855,338	\$1,906,461	\$1,284,845	\$0
8 - East	San Luis Valley Health Regional Medical Center	San Luis Valley	Medium	49				\$7,562,757	\$7,010,226	\$74,194,008
<b>Total</b>				<b>551</b>	<b>\$200,277,791</b>	<b>\$50,815,930</b>	<b>\$73,705,501</b>	<b>\$53,868,265</b>	<b>\$79,493,695</b>	<b>\$155,628,899</b>
9 - West	Animas Surgical Hospital		Small	12	\$16,700,704	\$1,295,343	\$6,473,595	\$6,415,269	\$882,464	\$0
9 - West	Aspen Valley Hospital		Small	25				\$19,003,646	\$2,207,826	\$86,073,169
9 - West	Grand River Hospital District		Small	25	\$18,734,863	\$202,063	\$26,399,600	\$5,418,473	\$2,921,822	\$5,389,436
9 - West	Gunnison Valley Health		Small	24				\$4,084,907	\$545,004	\$40,716,669
9 - West	Memorial Regional Health		Small	25						\$0
9 - West	Middle Park Medical Center - Kremmling		Small	23						\$0
9 - West	Pagosa Springs Medical Center		Small	11				\$3,387,279	\$1,389,717	\$30,793,902
9 - West	Pioneers Medical Center		Medium	40				\$4,572,035	\$21,050,809	\$4,001,711
9 - West	Rangely District Hospital		Small	25	\$10,717,462	\$1,142,379	\$2,241,581	\$2,462,580		\$0
9 - West	Southwest Health System, Inc.		Small	25				\$5,349,347	\$885,183	\$0
9 - West	St. Vincent General Hospital District		Small	25	\$5,367,540	\$287,220	\$4,273,480	\$952,970	\$341,139	\$0
9 - West	Delta County Memorial Hospital		Medium	49				\$82,649,919	\$6,439,656	\$0
9 - West	Mercy Regional Medical Center	Centura Health CHI	Medium	82	\$161,855,516	\$25,048,238	\$7,678,809	\$16,494,831		\$0
9 - West	Montrose Memorial Hospital		Medium	75	\$54,842,059	\$16,231,580	\$41,964,351	\$5,173,752		\$0
9 - West	St. Anthony Summit Medical Center	Centura Health CHI	Medium	35	\$54,933,840	\$14,269,144	\$3,957,548	\$9,772,452		\$0
9 - West	UCHealth Yampa Valley Medical Center	UCHealth	Medium	39	\$68,643,446	\$7,751,988	\$14,620,066	\$11,807,849	\$911	\$0
9 - West	Vail Health Hospital		Medium	58				\$35,789,553	\$163,558,405	\$0
9 - West	Valley View Hospital		Medium	78	\$73,856,839	\$25,919,890	\$37,982,163	\$26,423,915		\$72,808,016
<b>Total</b>				<b>676</b>	<b>\$465,652,268</b>	<b>\$92,147,846</b>	<b>\$233,590,459</b>	<b>\$159,084,351</b>	<b>\$192,898,096</b>	<b>\$239,782,903</b>

\* These Critical Access Hospitals have a Frontier Designation (are based in any county with less than 6 people/square mile)

Hospital Expenditure Report Detailed Data by Hospital

Bad Debt Charges Total											
Size	Hospital	System	DOI	Beds	2014	2015	2016	2017	2018	2019	
Size Classification: Small (25 beds or less)	Animas Surgical Hospital		9 - West	12 Rural						\$1,098,016	
	Aspen Valley Hospital		9 - West	25 CAH						\$3,769,468	
	Banner Fort Collins Medical Center	Banner Health	4 - Ft. Collins	23 Urban	Opened 4/3/2015						\$2,614,837
	Colorado Canyons Hospital and Medical Center		5 - Grand Junction	25 CAH			\$3,048,842	\$1,472,707	\$1,838,129	\$2,614,837	\$1,630,756
	East Morgan County Hospital	Banner Health	8 - East	25 CAH	\$1,289,995	\$944,649	\$586,558	\$959,651	\$1,009,200	\$1,095,325	\$1,130,252
	Estes Park Health		4 - Ft. Collins	25 CAH	\$2,348,697	\$2,842,492	\$3,643,810	\$4,225,087	\$330,712	\$1,130,252	\$5,110,873
	Grand River Hospital District		9 - West	25 CAH	\$5,890,625	\$5,847,318	\$7,856,539	\$5,241,351	\$7,772,273	\$5,110,873	\$3,648,063
	Gunnison Valley Health		9 - West	24 CAH	\$1,451,353	\$1,176,909	\$1,926,600	\$2,325,772	\$3,648,063	\$2,031,683	\$188,672
	Haxtun Hospital District		8 - East	25 CAH		\$200,509	\$317,628	\$208,450			\$2,264,549
	Heart of the Rockies Regional Medical Center		8 - East	25 CAH	\$3,352,073	\$3,790,225	\$4,174,079	\$2,910,055	\$2,715,687	\$414,928	\$2,203,394
	Keefe Memorial Health Service District		8 - East	25 CAH*							\$957,240
	Kit Carson County Health Service District		8 - East	19 CAH*							\$2,203,394
	Lincoln Community Hospital		8 - East	15 CAH*							\$957,240
	Melissa Memorial Hospital		8 - East	15 CAH		-\$236,868	\$102,000	\$440,850		\$639,277	
	Memorial Regional Health		9 - West	25 CAH*							\$2,203,394
	Middle Park Medical Center - Kremmling		9 - West	23 CAH							\$2,203,394
	Mt. San Rafael Hospital		8 - East	25 CAH*	\$3,709,955	\$2,719,370	\$2,874,342	\$2,865,918	\$3,639,798	\$3,059,260	
	Pagosa Springs Medical Center		9 - West	11 CAH							\$783,432
	Prowers Medical Center		8 - East	25 CAH							\$783,432
	Rangely District Hospital		9 - West	25 CAH*	\$986,020	\$355,375	\$504,186	\$713,694	\$293,197		\$1,502,708
	Rio Grande Hospital		8 - East	17 CAH	\$1,763,056	\$785,185	\$1,501,411	\$1,333,329	\$1,288,267	\$1,502,708	
	San Luis Valley Health Conejos County Hospital	San Luis Valley	8 - East	17 CAH	\$776,882	\$1,208,031	\$794,338	\$331,400	\$678,575	\$1,502,708	
	Sedgwick County Health Center		8 - East	15 CAH*	\$751,492	\$661,257	\$589,606	\$637,287	\$710,295	\$861,367	\$1,776,728
	Southeast Colorado Hospital District		8 - East	23 CAH*	\$653,432	\$396,564	\$836,407	-\$55,384	-\$127,012	\$176,728	
	Southwest Health System, Inc.		9 - West	25 CAH							\$204,988
	Spanish Peaks Regional Health Center		8 - East	20 CAH*						\$204,988	\$219,332
	St. Thomas More Hospital	Centura Health CHI	8 - East	25 CAH	\$1,047,533	\$1,205,848	\$1,011,012	\$6,830,533	\$1,866,636	\$3,390,987	\$1,550,174
	St. Vincent General Hospital District		9 - West	25 CAH	\$1,538,882	\$717,021	\$822,242	\$877,810	\$1,023,710	\$1,550,174	\$2,072,259
	Sterling Regional MedCenter	Banner Health	8 - East	25 Rural	\$1,161,015	\$1,161,015	\$1,248,860	\$1,097,042	\$1,339,343	\$2,072,259	\$551,440
	UCHealth Grandview Hospital	UCHealth	2 - Colorado Springs	22 Urban	Opened 1/11/2017				\$4,410,275	\$351,400	\$571,051
	UCHealth Pikes Peak Regional Hospital	UCHealth	2 - Colorado Springs	15 CAH					\$270,959	\$31,051	\$26,912
	Weisbrod Memorial County Hospital		8 - East	25 CAH*	\$156,289	\$328,293	\$217,944	\$334,365	\$242,882	\$26,912	\$1,402,243
	Wray Community District Hospital		8 - East	16 CAH*	\$173,682	\$850,348	\$796,544	\$1,178,410	\$1,202,458	\$1,402,243	
	Yuma District Hospital		8 - East	15 CAH*							
	Subtotal: Same-Store				337	\$27,113,655	\$24,634,525	\$28,880,292	\$31,089,627	\$27,340,888	\$25,675,320
	Subtotal				727	\$27,862,807	\$25,292,409	\$34,557,985	\$34,725,987	\$36,548,689	\$40,289,214
	Medium (26-90 beds)	Arkansas Valley Regional Medical Center		8 - East	55 CAH	\$3,673,955	\$1,406,446	\$1,811,389	\$2,113,072	\$5,000,431	\$3,880,946
		Castle Rock Adventist Hospital	Centura Health Adventist	3 - Denver	55 Urban	\$5,999,346	\$5,238,100	\$3,102,843	\$8,392,740	\$4,937,808	\$7,352,288
Colorado Plains Medical Center			8 - East	50 Rural	\$5,440,522	\$3,372,687	\$3,825,000	\$3,989,000	\$3,909,000	\$3,869,882	
Community Hospital			5 - Grand Junction	44 Urban						\$10,312,319	
Delta County Memorial Hospital			9 - West	49 Rural	\$1,978,653	\$1,282,629	\$1,290,220	\$1,759,929	\$2,123,520	\$2,222,061	
Mercy Regional Medical Center		Centura Health CHI	9 - West	82 Rural	\$6,113,294	\$4,048,482	\$4,148,146	\$13,054,557	\$5,327,530	\$6,920,122	
Montrose Memorial Hospital			9 - West	75 Rural						\$4,486,745	
National Jewish Health			3 - Denver	46 Urban	\$2,285,000	\$2,702,999	\$1,917,000	\$1,952,003	\$1,843,001	\$2,690,965	
OrthoColorado Hospital		Centura Health CHI	3 - Denver	48 Urban	\$476,123	\$262,655	\$507,225	\$1,355,535	\$399,763	\$540,902	
Pioneers Medical Center			9 - West	40 CAH*	\$469,688	\$602,321	\$601,902	\$857,642	\$1,131,745	\$882,299	
San Luis Valley Health Regional Medical Center		San Luis Valley	8 - East	49 Rural	\$4,330,879	\$2,744,031	\$4,493,650	\$2,467,841	\$6,443,269		
St. Anthony Summit Medical Center		Centura Health CHI	9 - West	35 Rural	\$5,237,804	\$4,417,725	\$2,977,406	\$8,269,184	\$6,727,562	\$11,375,312	
UCHealth Broomfield Hospital		UCHealth	3 - Denver	40 Urban	Opened 9/11/2016				\$8,392,365	\$692,024	
UCHealth Longs Peak Hospital		UCHealth	6 - Greeley	51 Urban	Opened 8/31/2017				\$4,906,901	\$4,518,599	
UCHealth Yampa Valley Medical Center		UCHealth	9 - West	39 Rural					\$2,243,709	\$2,237,341	
Vail Health Hospital			9 - West	58 Rural	\$14,513,545	\$8,262,623	\$10,356,865	\$9,071,156	\$10,607,863	\$14,166,025	
Valley View Hospital			9 - West	78 Rural	\$5,565,302	\$5,179,772	\$6,908,357	\$6,442,727	\$5,284,061	\$5,050,398	
Subtotal: Same-Store					645	\$56,084,111	\$39,520,470	\$41,940,002	\$59,725,387	\$53,735,554	\$58,951,200
Subtotal					1031	\$56,084,111	\$39,520,470	\$41,940,002	\$59,725,387	\$69,278,529	\$81,200,228
Large (91 or more beds)		Avista Adventist Hospital	Centura Health Adventist	1 - Boulder	114 Urban	\$3,819,562	\$1,805,943	\$2,860,840	\$5,831,713	\$4,545,846	\$6,481,796
	Boulder Community Health		1 - Boulder	167 Urban	\$15,288,320	\$17,202,933	\$13,048,545	\$16,062,569	\$21,162,349	\$12,464,478	
	Children's Hospital Colorado	Children's Hospital CO	3 - Denver	465 Urban	\$15,470,538	\$10,327,681	\$8,312,410	\$14,258,281	\$4,254,897	\$17,654,929	
	Denver Health Medical Center		3 - Denver	555 Urban	\$113,991,625	\$100,473,430	\$97,030,645	\$97,285,674	\$81,351,597	\$98,795,282	
	Good Samaritan Medical Center	SCL Health	1 - Boulder	234 Urban	\$7,997,884	\$9,185,006	\$8,373,573	\$9,087,660	\$6,372,819	\$5,049,859	
	Littleton Adventist Hospital	Centura Health Adventist	3 - Denver	231 Urban	\$14,131,307	\$9,897,821	\$7,745,796	\$17,648,996	\$10,979,605	\$17,366,850	
	Longmont United Hospital	Centura Health CHI	1 - Boulder	186 Urban			\$15,055,775	\$6,958,656	\$8,987,993	\$9,819,729	
	Lutheran Medical Center	SCL Health	3 - Denver	362 Urban	\$14,379,624	\$15,201,223	\$12,540,297	\$10,370,497	\$16,746,115	\$9,954,838	
	McKee Medical Center	Banner Health	4 - Ft. Collins	115 Urban	\$5,049,953	\$4,478,719	\$3,156,747	\$3,782,970	\$4,413,291	\$5,194,055	
	North Colorado Medical Center	Banner Health	6 - Greeley	378 Urban	\$21,511,824	\$14,053,331	\$11,857,058	\$12,964,749	\$15,459,923	\$19,189,689	
	North Suburban Medical Center	HealthONE	3 - Denver	157 Urban	Charges by system until 2019					\$22,740,000	
	Parker Adventist Hospital	Centura Health Adventist	3 - Denver	170 Urban	\$13,728,933	\$9,443,230	\$9,555,792	\$18,649,678	\$11,852,932	\$16,976,129	
	Parkview Medical Center		7 - Pueblo	350 Urban	\$42,302,051	\$18,979,801	\$21,761,800	\$23,747,913	\$30,904,800	\$18,320,225	
	Penrose-St. Francis Health Services	Centura Health CHI	2 - Colorado Springs	522 Urban	\$18,441,306	\$11,235,880	\$9,038,936	\$41,246,679	\$16,520,321	\$40,334,346	
	Platte Valley Medical Center	SCL Health	3 - Denver	98 Urban	\$5,043,416	\$4,559,778	\$5,914,501	\$4,038,409	\$9,514,809	\$10,538,110	
	Porter Adventist Hospital	Centura Health Adventist	3 - Denver	368 Urban	\$11,353,236	\$5,006,913	\$4,665,056	\$17,518,930	\$7,500,153	\$10,724,626	
	Presbyterian/St. Luke's Medical Center	HealthONE	3 - Denver	680 Urban	Charges by system until 2019					\$13,506,000	
	Rose Medical Center	HealthONE	3 - Denver	402 Urban	Charges by system until 2019					\$13,618,000	
	Sky Ridge Medical Center	HealthONE	3 - Denver	284 Urban	Charges by system until 2019					\$10,084,000	
	St. Anthony Hospital	Centura Health CHI	3 - Denver	237 Urban	\$24,979,302	\$18,381,002	\$17,521,361	\$30,361,347	\$25,796,021	\$23,428,037	
	St. Anthony North Health Campus	Centura Health CHI	3 - Denver	100 Urban	\$18,295,865	\$7,473,939	\$8,251,981	\$12,315,484	\$13,138,428	\$17,306,395	
	St. Joseph Hospital	SCL Health	3 - Denver	400 Urban	\$9,069,495	\$15,237,298	\$9,891,567	\$8,744,513	\$13,341,012	\$7,654,554	
	St. Mary-Corwin Medical Center	Centura Health CHI	7 - Pueblo	408 Urban	\$2,418,192	\$2,785,538	\$2,300,631	\$12,605,241	\$3,365,315	\$4,892,435	
	St. Mary's Hospital & Medical Center, Inc.	SCL Health	5 - Grand Junction	346 Urban	\$15,294,528	\$13,255,428	\$8,604,696	\$6,017,433	\$8,130,860	\$15,028,477	
	Swedish Medical Center	HealthONE	3 - Denver	408 Urban	Charges by system until 2019					\$31,823,000	
	The Medical Center of Aurora	HealthONE	3 - Denver	346 Urban	Charges by system until 2019					\$39,178,000	
	UCHealth Medical Center of the Rockies	UCHealth	4 - Ft. Collins	174 Urban	\$21,805,047	\$17,701,455	\$15,811,702	\$16,856,683	\$21,239,003	\$18,459,621	
	UCHealth Memorial Hospital Central	UCHealth	2 - Colorado Springs	553 Urban	\$60,856,899	\$29,213,600	\$34,839,565	\$40,424,635	\$52,170,863	\$43,359,864	
	UCHealth Poudre Valley Hospital	UCHealth	4 - Ft. Collins	255 Urban	\$26,278,967	\$21,361,586	\$18,138,471	\$18,171,497	\$22,561,634	\$17,586,871	
	UCHealth University of Colorado Hospital	UCHealth	3 - Denver	699 Urban	\$69,503,953	\$59,432,284	\$55,594,478	\$68,710,367	\$85,585,128	\$78,304,150	
	Children's Hospital Colorado Springs	Children's Hospital CO	2 - Colorado Springs	99 Urban	Opened 5/28/2019					\$4,672,918	
	HealthONE System (Charges by system until 2019)	HealthONE			2277	\$50,440,000	\$130,110,001	\$90,094,000	\$75,872,000	\$86,900,000	\$130,949,000
	Subtotal: Same-Store				9578	\$601,451,826	\$546,803,820	\$476,910,449	\$560,533,920	\$573,747,720	\$645,638,615
Subtotal				9863	\$601,451,826	\$546,803,820	\$491,966,224	\$567,492,576	\$582,735,713	\$791,000,262	
Total: Same-Store				10560	\$684,649,593	\$610,958,815	\$547,730,743	\$651,348,934	\$654,824,162	\$730,265,135	
Total				11621	\$685,398,744	\$611,616,698	\$568,464,211	\$661,943,900	\$688,562,930	\$912,569,703	

\* These Critical Access Hospitals have a Frontier Designation (are based in any county with less than 6 people/square mile)

Hospital Expenditure Report Detailed Data by Hospital

Charity Care Charges Total											
Size	Hospital	System	DOI	Beds	2014	2015	2016	2017	2018	2019	
Charity Care	Marketed Name	Current Network	DOI Combined	License Hospital d Beds Locatio	2014	2015	2016	2017	2018	2019	
Small (25 beds or less)	Animas Surgical Hospital		9 - West	12 Rural						\$108,412	
	Aspen Valley Hospital		9 - West	25 CAH						\$2,033,691	
	Banner Fort Collins Medical Center	Banner Health	4 - Ft. Collins	23 Urban	Opened 4/3/2015			\$1,303,000	\$1,473,989	\$1,913,773	\$1,686,317
	Colorado Canyons Hospital and Medical Center		5 - Grand Junction	25 CAH			\$130,670	\$108,192	\$179,914	\$341,705	
	East Morgan County Hospital	Banner Health	8 - East	25 CAH		\$719,066	\$504,105	\$901,310	\$1,074,977	\$1,219,673	\$1,030,601
	Estes Park Health		4 - Ft. Collins	25 CAH		\$942,680	\$386,610	-\$1,423,054	\$210,849	\$1,292,179	\$1,023,943
	Grand River Hospital District		9 - West	25 CAH		\$2,191,500	\$1,878,534	\$1,264,130	\$1,245,403	\$1,360,885	\$2,256,960
	Gunnison Valley Health		9 - West	24 CAH		\$1,200,635	\$534,531	\$926,623	\$753,447	\$767,471	\$974,934
	Haxtun Hospital District		8 - East	25 CAH							
	Heart of the Rockies Regional Medical Center		8 - East	25 CAH		\$130,199	-\$605,362	\$62,944	\$214,070	\$480,755	\$568,241
	Keefe Memorial Health Service District		8 - East	25 CAH*							\$35,191
	Kit Carson County Health Service District		8 - East	19 CAH*							
	Lincoln Community Hospital		8 - East	15 CAH*							\$28,172
	Melissa Memorial Hospital		8 - East	15 CAH		-\$222,708	-\$78,852	\$65,007		\$70,368	\$76,695
	Memorial Regional Health		9 - West	25 CAH*							
	Middle Park Medical Center - Kremmling		9 - West	23 CAH							
	Mt. San Rafael Hospital		8 - East	25 CAH*		-\$218,468	\$2,329,629	\$499,738	\$654,279	\$843,404	\$894,971
	Pagosa Springs Medical Center		9 - West	11 CAH							
	Prowers Medical Center		8 - East	25 CAH							\$244,642
	Rangely District Hospital		9 - West	25 CAH*		\$916	\$3,198	\$116	\$286	\$115	
	Rio Grande Hospital		8 - East	17 CAH		\$499,964	\$613,103	\$416,854	\$347,638	\$364,447	\$1,193,308
	San Luis Valley Health Conejos County Hospital	San Luis Valley	8 - East	17 CAH		\$520,165	\$82,521	-\$556,163	\$262,011	-\$276,043	
	Sedgwick County Health Center		8 - East	15 CAH*		\$111,670	\$53,608	\$35,929	\$42,183	\$127,142	\$163,458
	Southeast Colorado Hospital District		8 - East	23 CAH*		-\$183,113	\$65,640	\$177,911	\$73,560	\$71,350	\$18,503
	Southwest Health System, Inc.		9 - West	25 CAH							
	Spanish Peaks Regional Health Center		8 - East	20 CAH*					\$154,330,109	\$479,049	\$693,818
	St. Thomas More Hospital	Centura Health CHI	8 - East	25 CAH		\$6,539,433	\$2,044,428	\$2,001,132	\$4,348,895	\$1,158,565	\$1,566,836
	St. Vincent General Hospital District		9 - West	25 CAH		\$51,919			\$8,899	\$121,383	\$176,445
	Sterling Regional MedCenter	Banner Health	8 - East	25 Rural		\$938,454	\$1,319,560	\$1,983,095	\$2,223,515	\$2,349,481	\$1,655,760
	UCHealth Grandview Hospital	UCHealth	2 - Colorado Springs	22 Urban	Opened 1/1/2017					\$333,745	\$6,811,458
	UCHealth Pikes Peak Regional Hospital	UCHealth	2 - Colorado Springs	15 CAH						\$36,429	\$1,698,907
	Weisbrod Memorial County Hospital		8 - East	25 CAH*				\$9,820	\$10,365	\$100,288	\$43,882
	Wray Community District Hospital		8 - East	16 CAH*						\$43,201	\$26,079
	Yuma District Hospital		8 - East	15 CAH*							
	Subtotal: Same-Store				337	\$13,444,103	\$9,206,907	\$6,300,269	\$10,585,069	\$10,024,181	\$11,593,921
	Subtotal				727	\$13,222,312	\$9,131,252	\$7,799,061	\$166,497,645	\$13,037,573	\$25,352,929
Medium (26-90 beds)	Arkansas Valley Regional Medical Center		8 - East	55 CAH	\$2,497,170	\$575,999	\$579,386	\$362,706	\$494,437	\$523,295	
	Castle Rock Adventist Hospital	Centura Health Adventist	3 - Denver	55 Urban	\$3,708,231	\$3,163,663	\$2,630,918	\$4,673,901	\$2,432,457	\$2,169,540	
	Colorado Plains Medical Center		8 - East	50 Rural	\$375,021	\$677,536	\$1,074,000	\$1,295,000	\$1,254,099	\$3,255,009	
	Community Hospital		5 - Grand Junction	44 Urban							
	Delta County Memorial Hospital		9 - West	49 Rural	\$421,556	\$72,807	\$242,208	\$325,948	-\$191,681	\$581,163	
	Mercy Regional Medical Center	Centura Health CHI	9 - West	82 Rural	\$10,097,764	\$5,505,621	\$5,281,105	\$8,004,174	\$3,308,680	\$3,849,930	
	Montrose Memorial Hospital		9 - West	75 Rural						\$5,709,649	
	National Jewish Health		3 - Denver	46 Urban	\$274,155	\$91,818	\$165,207	\$79,322	\$71,949	\$31,377	
	OrthoColorado Hospital	Centura Health CHI	3 - Denver	48 Urban	\$2,499	\$881	\$100,663	\$45,699	\$52,370	\$57,657	
	Pioneers Medical Center		9 - West	40 CAH*	\$28,887	\$131,261	\$95,836	\$79,558	\$89,956	\$80,601	
	San Luis Valley Health Regional Medical Center	San Luis Valley	8 - East	49 Rural	\$1,830,651	-\$116,912	\$458,812	\$376,121	\$300,196		
	St. Anthony Summit Medical Center	Centura Health CHI	9 - West	35 Rural	\$4,509,766	\$3,285,277	\$3,471,180	\$5,739,940	\$2,788,468	\$5,527,260	
	UCHealth Broomfield Hospital	UCHealth	3 - Denver	40 Urban	Opened 9/1/2016				\$402,444	\$9,268,383	
	UCHealth Longs Peak Hospital	UCHealth	6 - Greeley	51 Urban	Opened 8/31/2017				\$1,444,571	\$7,137,249	
	UCHealth Yampa Valley Medical Center	UCHealth	9 - West	39 Rural					\$1,146,445	\$3,760,409	
	Vail Health Hospital		9 - West	58 Rural	\$1,716,175	\$521,381	\$1,574,998	\$2,246,794	\$972,377	\$2,992,613	
	Valley View Hospital		9 - West	78 Rural	\$9,759,011	\$10,979,783	\$9,827,947	\$10,251,692	\$12,348,104	\$12,772,121	
	Subtotal: Same-Store				645	\$35,220,886	\$24,889,115	\$25,502,261	\$33,480,854	\$24,329,312	\$29,909,657
	Subtotal				1031	\$35,220,886	\$24,889,115	\$25,502,261	\$33,480,854	\$27,322,773	\$59,264,313
	Large (91 or more beds)	Avista Adventist Hospital	Centura Health Adventist	1 - Boulder	114 Urban	\$6,515,836	\$5,525,590	\$6,925,496	\$9,034,290	\$7,366,115	\$7,018,149
		Boulder Community Health		1 - Boulder	167 Urban	\$11,439,445	\$11,025,227	\$12,370,173	\$14,273,358	\$14,044,844	\$13,723,834
		Children's Hospital Colorado	Children's Hospital CO	3 - Denver	465 Urban	\$12,134,354	\$8,225,189	\$19,260,351	\$17,583,767	\$17,116,772	\$29,399,250
		Denver Health Medical Center		3 - Denver	555 Urban	\$132,410,925	\$134,144,031	\$148,318,654	\$165,431,461	\$164,701,868	\$193,201,632
Good Samaritan Medical Center		SCL Health	1 - Boulder	234 Urban	\$3,999,126	\$3,966,589	\$5,477,178	\$6,828,987	\$8,492,371	\$6,295,723	
Littleton Adventist Hospital		Centura Health Adventist	3 - Denver	231 Urban	\$19,487,548	\$12,006,839	\$10,498,602	\$13,918,294	\$6,670,798	\$5,805,354	
Longmont United Hospital		Centura Health CHI	1 - Boulder	186 Urban			\$4,421,261	\$5,761,739	\$12,639,297	\$10,054,576	
Lutheran Medical Center		SCL Health	3 - Denver	362 Urban	\$22,872,408	\$8,575,093	\$12,985,156	\$15,749,095	\$15,905,111	\$18,901,057	
McKee Medical Center		Banner Health	4 - Ft. Collins	115 Urban	\$3,807,305	\$1,041,564	\$3,777,782	\$5,729,449	\$6,181,322	\$7,157,894	
North Colorado Medical Center		Banner Health	6 - Greeley	378 Urban	\$29,161,254	\$17,616,258	\$23,814,046	\$26,586,467	\$34,290,776	\$27,245,389	
North Suburban Medical Center		HealthONE	3 - Denver	157 Urban	Charges by system until 2019					\$36,045,000	
Parker Adventist Hospital		Centura Health Adventist	3 - Denver	170 Urban	\$13,178,954	\$8,922,313	\$8,042,744	\$12,729,828	\$4,341,338	\$5,047,522	
Parkview Medical Center			7 - Pueblo	350 Urban	\$25,466,231	\$15,370,099	\$14,689,283	\$4,388,840	\$149,934	\$8,895,528	
Penrose-St. Francis Health Services		Centura Health CHI	2 - Colorado Springs	522 Urban	\$77,324,890	\$35,888,779	\$30,780,412	\$47,702,651	\$25,469,266	\$29,195,033	
Platte Valley Medical Center		SCL Health	3 - Denver	98 Urban	\$8,518,411	\$4,173,419	\$8,274,759	\$11,473,546	\$7,011,567	\$7,965,503	
Porter Adventist Hospital		Centura Health Adventist	3 - Denver	368 Urban	\$24,268,474	\$13,780,289	\$9,944,901	\$15,764,283	\$6,929,597	\$8,200,573	
Presbyterian/St. Luke's Medical Center		HealthONE	3 - Denver	680 Urban	Charges by system until 2019					\$20,322,000	
Rose Medical Center		HealthONE	3 - Denver	402 Urban	Charges by system until 2019					\$12,515,000	
Sky Ridge Medical Center		HealthONE	3 - Denver	284 Urban	Charges by system until 2019					\$17,375,000	
St. Anthony Hospital		Centura Health CHI	3 - Denver	237 Urban	\$54,355,811	\$34,072,525	\$28,893,310	\$42,305,838	\$15,408,904	\$19,156,716	
St. Anthony North Health Campus		Centura Health CHI	3 - Denver	100 Urban	\$33,653,062	\$23,393,018	\$15,426,676	\$22,192,938	\$7,107,695	\$9,622,699	
St. Joseph Hospital		SCL Health	3 - Denver	400 Urban	\$64,473,573	\$71,495,333	\$63,585,248	\$60,630,560	\$60,150,439	\$76,516,023	
St. Mary-Corwin Medical Center		Centura Health CHI	7 - Pueblo	408 Urban	\$35,953,100	\$9,973,352	\$13,176,919	\$16,725,198	\$6,797,069	\$6,431,635	
St. Mary's Hospital & Medical Center, Inc.		SCL Health	5 - Grand Junction	346 Urban	\$17,701,181	\$20,075,729	\$18,709,143	\$18,696,598	\$21,232,023	\$25,518,149	
Swedish Medical Center		HealthONE	3 - Denver	408 Urban	Charges by system until 2019					\$51,571,000	
The Medical Center of Aurora		HealthONE	3 - Denver	346 Urban	Charges by system until 2019					\$47,979,000	
UCHealth Medical Center of the Rockies		UCHealth	4 - Ft. Collins	174 Urban	\$40,827,640	\$16,568,132	\$17,452,911	\$13,779,699	\$17,868,753	\$25,535,373	
UCHealth Memorial Hospital Central		UCHealth	2 - Colorado Springs	553 Urban	\$70,704,129	\$19,770,907	\$24,003,151	\$24,746,161	\$32,891,874	\$58,262,835	
UCHealth Poudre Valley Hospital		UCHealth	4 - Ft. Collins	255 Urban	\$43,924,876	\$15,123,689	\$14,276,310	\$14,739,520	\$14,310,480	\$21,725,782	
UCHealth University of Colorado Hospital		UCHealth	3 - Denver	699 Urban	\$174,200,426	\$51,408,723	\$50,555,385	\$62,396,705	\$61,287,297	\$86,275,834	
Children's Hospital Colorado Springs		Children's Hospital CO	2 - Colorado Springs	99 Urban	Opened 5/28/2019					\$1,343,375	
HealthONE System (Charges by system until 2019)		HealthONE			2277	\$54,291,000	\$31,089,000	\$54,644,000	\$78,137,000	\$147,923,000	\$185,807,000
Subtotal: Same-Store					9578	\$980,669,958	\$573,231,686	\$615,882,589	\$712,766,853	\$703,349,245	\$882,904,488
Subtotal					9863	\$980,669,958	\$573,231,686	\$620,303,850	\$718,528,593	\$715,988,542	#####
Total: Same-Store					10560	\$1,029,334,948	\$607,327,707	\$647,685,119	\$756,832,777	\$737,702,738	\$924,408,066
Total					11621	\$1,029,113,156	\$607,252,053	\$653,605,173	\$918,507,092	\$756,348,889	#####

\* These Critical Access Hospitals have a Frontier Designation (are based in any county with less than 6 people/square mile)

Hospital Expenditure Report Detailed Data by Hospital

Contractual Allowances Total											
Size	Hospital	System	DOI	Beds	2014	2015	2016	2017	2018	2019	
Small (25 beds or less)	Animas Surgical Hospital		9 - West	12 Rural						\$84,346,377	
	Aspen Valley Hospital		9 - West	25 CAH						\$41,938,444	
	Banner Fort Collins Medical Center	Banner Health	4 - Ft. Collins	23 Urban	Opened 4/3/2015		\$34,381,131	\$46,732,422	\$51,704,940	\$57,513,774	
	Colorado Canyons Hospital and Medical Center		5 - Grand Junction	25 CAH			\$29,891,646	\$31,880,252	\$35,702,969	\$40,717,430	
	East Morgan County Hospital	Banner Health	8 - East	25 CAH		\$16,942,571	\$16,765,326	\$18,211,908	\$22,812,573	\$22,873,084	
	Estes Park Health		4 - Ft. Collins	25 CAH		\$21,232,628	\$24,456,154	\$29,548,173	\$32,477,604	\$39,928,983	
	Grand River Hospital District		9 - West	25 CAH		\$28,580,545	\$30,007,038	\$36,571,902	\$49,926,952	\$47,027,922	
	Gunnison Valley Health		9 - West	24 CAH		\$15,915,225	\$19,716,334	\$24,169,799	\$28,915,658	\$33,721,453	
	Haxtun Hospital District		8 - East	25 CAH			-\$188,204	-\$859,577	\$669,020	\$2,187,337	
	Heart of the Rockies Regional Medical Center		8 - East	25 CAH		\$36,317,436	\$42,629,861	\$47,912,220	\$63,127,981	\$71,398,701	
	Keefe Memorial Health Service District		8 - East	25 CAH*							
	Kit Carson County Health Service District		8 - East	19 CAH*		\$7,671,047	\$7,810,452	\$6,451,509	\$7,028,908	\$8,239,361	
	Lincoln Community Hospital		8 - East	15 CAH*							
	Melissa Memorial Hospital		8 - East	15 CAH		\$1,695,380	\$2,832,756	\$3,970,049		\$9,617,214	
	Memorial Regional Health		9 - West	25 CAH*							
	Middle Park Medical Center - Kremmling		9 - West	23 CAH							
	Mt. San Rafael Hospital		8 - East	25 CAH*		\$34,924,993	\$31,203,074	\$35,141,321	\$42,011,202	\$42,868,987	
	Pagosa Springs Medical Center		9 - West	11 CAH							
	Prowers Medical Center		8 - East	25 CAH							
	Rangely District Hospital		9 - West	25 CAH*		\$1,456,300	\$1,422,647	\$2,016,252	\$1,882,952	\$1,311,489	
	Rio Grande Hospital		8 - East	17 CAH		\$8,479,498	\$10,070,722	\$11,739,720	\$12,414,689	\$14,818,672	
	San Luis Valley Health Conejos County Hospital	San Luis Valley	8 - East	17 CAH		\$2,263,005	\$3,493,655	\$4,198,054	\$4,899,997	\$4,022,308	
	Sedgewick County Health Center		8 - East	15 CAH*		\$4,270,532	\$3,818,272	\$5,011,213	\$5,707,265	\$5,204,415	
	Southeast Colorado Hospital District		8 - East	23 CAH*		\$6,387,211	\$6,387,841	\$6,290,942	\$6,220,270	\$6,433,862	
	Southwest Health System, Inc.		9 - West	25 CAH							
	Spanish Peaks Regional Health Center		8 - East	20 CAH*					\$9,558,179	\$9,859,732	
	St. Thomas More Hospital		8 - East	25 CAH		\$80,819,218	\$109,654,684	\$121,237,780	\$130,141,922	\$145,513,039	
	St. Vincent General Hospital District	Centura Health CHI	9 - West	25 CAH		\$4,347,983	\$3,247,935	\$3,564,380	\$4,919,843	\$4,710,714	
	Sterling Regional MedCenter	Banner Health	8 - East	25 Rural		\$40,488,986	\$42,457,213	\$48,294,147	\$54,815,943	\$56,269,908	
	UCHealth Grandview Hospital	UCHealth	2 - Colorado Springs	22 Urban	Opened 9/1/2017						
	UCHealth Pikes Peak Regional Hospital	UCHealth	2 - Colorado Springs	15 CAH						\$6,376,071	
	Welsbrod Memorial County Hospital		8 - East	25 CAH*		\$682,550	\$313,971	\$853,779	\$416,931	\$601,285	
	Wray Community District Hospital		8 - East	16 CAH*		\$4,382,585	\$3,861,254	\$5,724,106	\$7,912,110	\$9,852,849	
	Yuma District Hospital		8 - East	15 CAH*							
	Subtotal: Same-Store				337	\$306,254,966	\$348,083,335	\$398,469,444	\$467,202,940	\$505,246,181	\$547,695,986
	Subtotal				727	\$317,077,993	\$389,852,632	\$478,309,060	\$568,777,390	\$738,498,939	\$897,797,463
Medium (26-90 beds)	Arkansas Valley Regional Medical Center		8 - East	55 CAH	\$40,525,616	\$47,743,768	\$55,228,011	\$56,693,613	\$55,861,314	\$43,530,131	
	Castle Rock Adventist Hospital	Centura Health Adventist	3 - Denver	55 Urban	\$140,183,347	\$192,778,278	\$214,772,854	\$273,420,626	\$335,834,688	\$370,201,909	
	Colorado Plains Medical Center		8 - East	50 Rural	\$69,974,749	\$73,252,293	\$81,663,000	\$89,123,000	\$87,221,000	\$85,042,105	
	Community Hospital		5 - Grand Junction	44 Urban						\$342,044,596	
	Delta County Memorial Hospital		9 - West	49 Rural	\$71,220,155	\$80,891,260	\$90,163,617	\$100,114,075	\$108,625,128	\$119,885,288	
	Mercy Regional Medical Center	Centura Health CHI	9 - West	82 Rural	\$199,388,223	\$256,626,859	\$289,736,571	\$352,412,063	\$437,194,721	\$481,362,260	
	Montrose Memorial Hospital		9 - West	75 Rural						\$199,192,595	
	National Jewish Health		3 - Denver	46 Urban	\$75,295,926	\$85,669,655	\$118,714,526	\$131,215,859	\$138,137,515	\$149,337,130	
	OrthoColorado Hospital	Centura Health CHI	3 - Denver	48 Urban	\$152,836,008	\$175,199,094	\$232,870,540	\$237,952,938	\$265,501,636	\$277,935,891	
	Pioneers Medical Center		9 - West	40 CAH*	\$3,378,762	\$3,565,699	\$5,471,515	\$4,061,055	\$2,013,947	\$10,185,794	
	San Luis Valley Health Regional Medical Center	San Luis Valley	8 - East	49 Rural	\$68,090,581	\$87,526,137	\$88,550,876	\$101,012,426	\$103,527,438	\$109,727,125	
	St. Anthony Summit Medical Center	Centura Health CHI	9 - West	35 Rural	\$59,976,905	\$71,394,297	\$85,978,730	\$99,269,619	\$155,105,405	\$155,105,405	
	UCHealth Broomfield Hospital	UCHealth	3 - Denver	40 Urban	Opened 9/1/2017					\$107,155,765	
	UCHealth Longs Peak Hospital	UCHealth	6 - Greeley	51 Urban	Opened 8/31/2017					\$151,047,318	
	UCHealth Yampa Valley Medical Center	UCHealth	9 - West	39 Rural						\$37,756,029	
	Vail Health Hospital		9 - West	58 Rural	\$79,511,757	\$87,358,065	\$84,572,063	\$85,592,396	\$95,531,320	\$123,828,922	
	Valley View Hospital		9 - West	78 Rural	\$121,898,662	\$156,265,833	\$207,773,684	\$212,759,412	\$211,220,992	\$247,328,523	
	Subtotal: Same-Store				645	\$1,082,280,692	\$1,318,271,237	\$1,555,495,987	\$1,743,627,083	\$1,982,935,215	\$2,173,470,213
	Subtotal				1031	\$1,082,280,692	\$1,318,271,237	\$1,555,495,987	\$1,743,627,083	\$2,278,194,326	\$3,111,472,865
	Large (91 or more beds)	Avista Adventist Hospital	Centura Health Adventist	1 - Boulder	114 Urban	\$220,679,605	\$239,392,560	\$268,315,454	\$283,880,412	\$351,016,075	\$452,591,063
Boulder Community Health			1 - Boulder	167 Urban	\$831,275,106	\$934,932,666	\$1,065,141,381	\$1,187,024,658	\$1,237,455,478	\$1,315,225,518	
Children's Hospital Colorado		Children's Hospital CO	3 - Denver	465 Urban	\$1,285,569,771	\$1,300,462,321	\$1,349,859,497	\$1,517,938,892	\$1,702,784,573	\$1,828,329,974	
Denver Health Medical Center			3 - Denver	555 Urban	\$1,035,264,777	\$1,148,303,671	\$1,161,983,251	\$1,274,766,243	\$1,396,091,995	\$1,587,365,786	
Good Samaritan Medical Center		SCL Health	1 - Boulder	234 Urban	\$909,443,370	\$957,996,456	\$1,026,040,442	\$1,123,331,133	\$1,142,265,548	\$1,175,368,841	
Littleton Adventist Hospital		Centura Health Adventist	3 - Denver	231 Urban	\$796,932,698	\$869,263,996	\$929,187,685	\$975,104,870	\$1,072,415,603	\$1,159,408,721	
Longmont United Hospital		Centura Health CHI	1 - Boulder	186 Urban			\$387,381,798	\$468,832,089	\$468,452,892	\$476,764,715	
Lutheran Medical Center		SCL Health	3 - Denver	362 Urban	\$961,176,374	\$1,008,488,837	\$1,175,952,568	\$1,316,699,663	\$1,360,016,548	\$1,439,208,603	
McKee Medical Center		Banner Health	4 - Ft. Collins	115 Urban	\$199,344,575	\$219,456,845	\$213,925,099	\$227,759,503	\$234,777,637	\$250,840,854	
North Colorado Medical Center		Banner Health	6 - Greeley	378 Urban	\$562,295,973	\$634,516,208	\$663,944,966	\$706,020,267	\$701,938,477	\$742,137,052	
North Suburban Medical Center		HealthONE	3 - Denver	157 Urban	Charges by system until 2019					\$1,583,805,000	
Parker Adventist Hospital		Centura Health Adventist	3 - Denver	170 Urban	\$565,092,433	\$683,943,403	\$787,229,192	\$824,886,629	\$921,146,381	\$964,892,688	
Parkview Medical Center			7 - Pueblo	350 Urban	\$1,027,112,174	\$1,139,493,350	\$1,326,681,512	\$1,500,105,760	\$1,672,958,465	\$1,908,389,026	
Penrose-St. Francis Health Services		Centura Health CHI	2 - Colorado Springs	522 Urban	\$1,458,559,546	\$1,714,576,581	\$1,875,371,066	\$2,048,168,798	\$2,388,485,278	\$2,677,937,348	
Platte Valley Medical Center		SCL Health	3 - Denver	98 Urban	\$151,549,178	\$141,905,366	\$176,335,940	\$200,909,604	\$210,212,918	\$221,458,235	
Porter Adventist Hospital		Centura Health Adventist	3 - Denver	368 Urban	\$849,612,196	\$1,007,160,264	\$1,036,291,643	\$1,057,494,443	\$1,091,998,049	\$1,086,513,479	
Presbyterian/St. Luke's Medical Center		HealthONE	3 - Denver	680 Urban	Charges by system until 2019					\$2,937,100,000	
Rose Medical Center		HealthONE	3 - Denver	402 Urban	Charges by system until 2019					\$2,048,219,000	
Sky Ridge Medical Center		HealthONE	3 - Denver	284 Urban	Charges by system until 2019					\$3,211,149,000	
St. Anthony Hospital		Centura Health CHI	3 - Denver	237 Urban	\$1,133,808,414	\$1,299,655,696	\$1,379,372,656	\$1,397,385,573	\$1,427,540,359	\$1,531,132,728	
St. Anthony North Health Campus		Centura Health CHI	3 - Denver	100 Urban	\$430,808,371	\$445,681,324	\$475,389,488	\$486,402,217	\$588,308,693	\$717,675,314	
St. Joseph Hospital		SCL Health	3 - Denver	400 Urban	\$1,363,020,090	\$1,490,567,342	\$1,628,624,709	\$1,838,896,354	\$1,870,428,726	\$2,071,483,348	
St. Mary-Corwin Medical Center		Centura Health CHI	7 - Pueblo	408 Urban	\$507,684,568	\$575,608,364	\$635,004,576	\$670,967,252	\$682,507,079	\$543,338,458	
St. Mary's Hospital & Medical Center, Inc.		SCL Health	5 - Grand Junction	346 Urban	\$595,425,054	\$614,942,058	\$668,821,714	\$752,499,129	\$809,793,302	\$874,300,749	
Swedish Medical Center		HealthONE	3 - Denver	408 Urban	Charges by system until 2019					\$4,707,613,000	
The Medical Center of Aurora		HealthONE	3 - Denver	346 Urban	Charges by system until 2019					\$1,771,492,000	
UCHealth Medical Center of the Rockies		UCHealth	4 - Ft. Collins	174 Urban	\$464,105,086	\$559,514,110	\$636,110,240	\$749,723,906	\$863,810,704	\$1,021,359,806	
UCHealth Memorial Hospital Central		UCHealth	2 - Colorado Springs	553 Urban	\$1,365,608,946	\$1,526,786,498	\$1,854,514,630	\$2,205,375,543	\$2,680,103,168	\$3,059,607,443	
UCHealth Poudre Valley Hospital		UCHealth	4 - Ft. Collins	255 Urban	\$542,114,522	\$657,011,800	\$748,659,439	\$951,149,520	\$1,037,311,074	\$1,117,403,284	
UCHealth University of Colorado Hospital		UCHealth	3 - Denver	699 Urban	\$3,115,780,884	\$3,695,467,761	\$4,247,971,180	\$4,855,849,174	\$5,813,819,459	\$6,661,764,152	
Children's Hospital Colorado Springs		Children's Hospital CO	2 - Colorado Springs	99 Urban	Opened 5/28/2019					\$192,448,703	
HealthONE System (Charges by system until 2019)		HealthONE			2277	\$9,709,183,000	\$10,992,287,999	\$12,733,440,000	\$14,509,083,000	\$16,444,803,000	\$16,629,378,000
Subtotal: Same-Store					9578	\$30,081,446,712	\$33,857,415,476	\$38,064,168,327	\$42,666,422,542	\$47,712,592,612	\$51,037,110,469
Subtotal					9863	\$30,081,446,712	\$33,857,415,476	\$38,451,550,125	\$43,115,254,631	\$48,181,045,504	\$51,706,323,888
Total: Same-Store					10560	\$31,469,982,370	\$35,523,770,049	\$40,018,133,759	\$44,877,252,565	\$50,200,774,008	\$53,758,276,669
Total					11621	\$31,480,805,097	\$35,565,539,346	\$40,483,355,173	\$45,427,659,104	\$51,198,438,769	\$55,805,594,215

\* These Critical Access Hospitals have a Frontier Designation (are based in any county with less than 6 people/square mile)

Hospital Expenditure Report Detailed Data by Hospital

Discharges Total											
Size	Hospital	System	DOI	Beds	2014	2015	2016	2017	2018	2019	
Small (25 beds or less)	Animas Surgical Hospital		9 - West	12 Rural							24101
	Aspen Valley Hospital		9 - West	25 CAH							744
	Banner Fort Collins Medical Center	Banner Health	4 - Ft. Collins	23 Urban	Opened 4/3/2015			818	1080	1209	1327
	Colorado Canyons Hospital and Medical Center		5 - Grand Junction	25 CAH				535	480	454	574
	East Morgan County Hospital	Banner Health	8 - East	25 CAH	469	412		409	376	464	499
	Estes Park Health		4 - Ft. Collins	25 CAH	415	397		371	403	994	994
	Grand River Hospital District		9 - West	25 CAH	503	506		514	587	599	599
	Gunnison Valley Health		9 - West	24 CAH	576	554		564	527	510	600
	Haxtun Hospital District		8 - East	25 CAH				92	107	78	110
	Heart of the Rockies Regional Medical Center		8 - East	25 CAH	1081	1088		1058	1090	1073	1089
	Keefe Memorial Health Service District		8 - East	25 CAH*							72
	Kit Carson County Health Service District		8 - East	19 CAH*		14175	14424	14708	13748	13892	
	Lincoln Community Hospital		8 - East	15 CAH*							250
	Melissa Memorial Hospital		8 - East	15 CAH		181	240	122		239	231
	Memorial Regional Health		9 - West	25 CAH*							
	Middle Park Medical Center - Kremmling		9 - West	23 CAH							
	Mt. San Rafael Hospital		8 - East	25 CAH*		776	672	636	679	600	543
	Pagosa Springs Medical Center		9 - West	11 CAH							375
	Prowers Medical Center		8 - East	25 CAH							1524
	Rangely District Hospital		9 - West	25 CAH*		76	59	55	70	58	
	Rio Grande Hospital		8 - East	17 CAH		479	476	487	561	590	648
	San Luis Valley Health Conejos County Hospital	San Luis Valley	8 - East	17 CAH		134	130	138	123	156	161
	Sedgwick County Health Center		8 - East	15 CAH*		158	175	152	137	185	232
	Southwest Colorado Hospital District		8 - East	23 CAH*		258	262	265	272	312	271
	Southwest Health System, Inc.		9 - West	25 CAH							
	Spanish Peaks Regional Health Center		8 - East	20 CAH*					203	240	277
	St. Thomas More Hospital	Centura Health CHI	8 - East	25 CAH		1731	1839	1767	1821	1854	1774
	St. Vincent General Hospital District		9 - West	25 CAH		69	6	2	54	165	130
	Sterling Regional MedCenter	Banner Health	8 - East	25 Rural		1115	1228	1086	1034	1106	1016
	UCHealth Grandview Hospital	UCHealth	2 - Colorado Springs	22 Urban	Opened 1/1/2017				147	304	915
	UCHealth Pikes Peak Regional Hospital	UCHealth	2 - Colorado Springs	15 CAH						385	350
	Weisbrod Memorial County Hospital		8 - East	25 CAH*		82	67	48	45	52	84
	Wray Community District Hospital		8 - East	16 CAH*		343	342	347	384	398	526
	Yuma District Hospital		8 - East	15 CAH*							
Subtotal: Same-Store				337	8189	8154	7844	8093	9058	9166	
Subtotal				727	22621	22969	24189	23899	25949	39906	
Medium (26-90 beds)	Arkansas Valley Regional Medical Center		8 - East	55 CAH	1798	1999	1533	1589	1310	1103	
	Castle Rock Adventist Hospital	Centura Health Adventist	3 - Denver	55 Urban	1727	2542	2606	2899	3364	3577	
	Colorado Plains Medical Center		8 - East	50 Rural	1668	1595	1393	1283	1106	1058	
	Community Hospital		5 - Grand Junction	44 Urban						3136	
	Delta County Memorial Hospital		9 - West	49 Rural	1820	1763	1561	1649	1590	1436	
	Mercy Regional Medical Center	Centura Health CHI	9 - West	82 Rural	4180	4281	4365	4274	4194	4290	
	Montrose Memorial Hospital		9 - West	75 Rural						3040	
	National Jewish Health		3 - Denver	46 Urban	71	61	37	37	49	50	
	OrthoColorado Hospital	Centura Health CHI	3 - Denver	48 Urban	2189	2313	2774	2942	3062	2881	
	Pioneers Medical Center		9 - West	40 CAH*	199	216	300	267	473	509	
	San Luis Valley Health Regional Medical Center	San Luis Valley	8 - East	49 Rural	2421	2378	2402	2323	2388	2384	
	St. Anthony Summit Medical Center	Centura Health CHI	9 - West	35 Rural	1176	1251	1200	1313	1436	1294	
	UCHealth Broomfield Hospital	UCHealth	3 - Denver	40 Urban	Opened 9/1/2016			2	126	126	292
	UCHealth Longs Peak Hospital	UCHealth	6 - Greeley	51 Urban	Opened 8/31/2017					2012	2736
	UCHealth Yampa Valley Medical Center	UCHealth	9 - West	39 Rural			1447	1421	1020	1273	
	Vail Health Hospital		9 - West	58 Rural	1905	1811	1847	2075	2144	1965	
	Valley View Hospital		9 - West	78 Rural	2796	2941	3011	2907	2903	2931	
	Subtotal: Same-Store				645	21950	23151	23029	23558	24019	23478
Subtotal				1031	21950	23151	24478	25105	27177	34011	
Large (91 or more beds)	Avista Adventist Hospital	Centura Health Adventist	1 - Boulder	114 Urban	4118	4151	4225	4271	4616	4659	
	Boulder Community Health		1 - Boulder	167 Urban	8034	8470	8309	7985	7792	7819	
	Children's Hospital Colorado	Children's Hospital CO	3 - Denver	465 Urban	19123	17547	15062	15415	15214	15060	
	Denver Health Medical Center		3 - Denver	20880	20626	20880	21205	20943	20963	19373	
	Good Samaritan Medical Center	SCL Health	1 - Boulder	234 Urban	12414	12445	13282	12880	12413	11796	
	Littleton Adventist Hospital	Centura Health Adventist	3 - Denver	231 Urban	9192	9544	9265	9202	9900	10061	
	Longmont United Hospital	Centura Health CHI	1 - Boulder	186 Urban			6942	6616	5014	4423	
	Lutheran Medical Center	SCL Health	3 - Denver	362 Urban	15157	15361	15983	15749	15115	14805	
	McKee Medical Center	Banner Health	4 - Ft. Collins	115 Urban	4352	3949	3400	3323	3067	2802	
	North Colorado Medical Center	Banner Health	6 - Greeley	378 Urban	11963	10822	10283	10726	10399	9686	
	North Suburban Medical Center	HealthONE	3 - Denver	157 Urban	6704	7098	7717	7691	7708	7849	
	Parker Adventist Hospital	Centura Health Adventist	3 - Denver	170 Urban	6890	7392	7823	7634	8218	8231	
	Parkview Medical Center		7 - Pueblo	350 Urban	14459	15673	15774	15630	15382	16954	
	Penrose-St. Francis Health Services	Centura Health CHI	2 - Colorado Springs	522 Urban	22735	23009	23102	24343	24801	25430	
	Platte Valley Medical Center	SCL Health	3 - Denver	98 Urban	3085	2984	3301	3439	3176	3111	
	Porter Adventist Hospital	Centura Health Adventist	3 - Denver	368 Urban	9608	9967	10026	9929	9924	8846	
	Presbyterian/St. Luke's Medical Center	HealthONE	3 - Denver	680 Urban	11048	10661	11157	10919	11280	12087	
	Rose Medical Center	HealthONE	3 - Denver	402 Urban	12155	11631	11024	11323	11462	11083	
	Sky Ridge Medical Center	HealthONE	3 - Denver	284 Urban	13522	14971	16029	17020	16373	16163	
	St. Anthony Hospital	Centura Health CHI	3 - Denver	237 Urban	10708	11781	11757	11749	11875	12205	
	St. Anthony North Health Campus	Centura Health CHI	3 - Denver	100 Urban	5792	5329	5770	5584	5525	5996	
	St. Joseph Hospital	SCL Health	3 - Denver	400 Urban	17839	18600	19547	19909	19332	19226	
	St. Mary-Corwin Medical Center	Centura Health CHI	7 - Pueblo	408 Urban	5895	6081	6060	6381	5219	2028	
	St. Mary's Hospital & Medical Center, Inc.	SCL Health	5 - Grand Junction	346 Urban	12600	12731	13103	12909	12767	12597	
	Swedish Medical Center	HealthONE	3 - Denver	408 Urban	20401	19829	19476	19242	20146	20033	
	The Medical Center of Aurora	HealthONE	3 - Denver	346 Urban	14953	14940	15327	16456	16842	16344	
	UCHealth Medical Center of the Rockies	UCHealth	4 - Ft. Collins	174 Urban	9513	10589	10869	11989	11934	12089	
	UCHealth Memorial Hospital Central	UCHealth	2 - Colorado Springs	553 Urban	19261	24619	26480	27497	28195	27110	
	UCHealth Poudre Valley Hospital	UCHealth	4 - Ft. Collins	255 Urban	14575	15348	14840	15744	15669	15235	
	UCHealth University of Colorado Hospital	UCHealth	3 - Denver	699 Urban	28620	30381	31458	31599	31842	32320	
	Children's Hospital Colorado Springs	Children's Hospital CO	2 - Colorado Springs	99 Urban	Opened 5/28/2019						1869
	HealthONE System (Charges by system until 2019)	HealthONE			2277	78783	79130	80730	82651	83811	83559
Subtotal: Same-Store				9578	365342	376783	381654	387481	387149	380998	
Subtotal				9863	444125	455913	469326	476748	475974	387290	
Total: Same-Store				10560	395481	408088	412527	419132	420226	413642	
Total				11621	488696	502033	517993	525752	529100	461207	

\* These Critical Access Hospitals have a Frontier Designation (are based in any county with less than 6 people/square mile)



Inpatient Charges Commercial											
Size	Hospital	System	DOI	Beds	2014	2015	2016	2017	2018	2019	
Size Classification: Small (25 beds or less)	Animas Surgical Hospital		9 - West	12 Rural							\$10,000,872
	Aspen Valley Hospital		9 - West	25 CAH							\$12,895,084
	Banner Fort Collins Medical Center	Banner Health	4 - Ft. Collins	23 Urban	Opened 4/3/2015		\$9,162,228	\$9,073,671	\$11,691,126		\$12,628,469
	Colorado Canyons Hospital and Medical Center		5 - Grand Junction	25 CAH			\$4,577,735	\$3,975,978	\$3,362,652		\$1,626,939
	East Morgan County Hospital	Banner Health	8 - East	25 CAH	\$1,407,115	\$1,148,290	\$1,846,215	\$1,443,972	\$1,551,112		\$1,782,972
	Estes Park Health		4 - Ft. Collins	25 CAH	\$2,189,500	\$2,400,413	\$2,266,301	\$2,284,706	\$3,018,515		\$1,810,476
	Grand River Hospital District		9 - West	25 CAH	\$3,581,291	\$2,803,879	\$2,905,640	\$3,686,897	\$4,990,937		\$4,973,745
	Gunnison Valley Health		9 - West	24 CAH	\$4,694,178	\$3,682,198	\$3,963,817	\$4,255,785	\$4,301,781		\$4,430,669
	Haxtun Hospital District		8 - East	25 CAH		\$239,658	\$67,427	\$302,964	\$14,292		
	Heart of the Rockies Regional Medical Center		8 - East	25 CAH	\$5,890,801	\$6,783,564	\$7,090,566	\$5,174,633	\$4,764,384		\$5,408,386
	Keefe Memorial Health Service District		8 - East	25 CAH*							\$114,993
	Kit Carson County Health Service District		8 - East	19 CAH*	\$384,004	\$128,997	\$292,347	\$98,345	\$104,028		
	Lincoln Community Hospital		8 - East	15 CAH*							\$110,337
	Melissa Memorial Hospital		8 - East	15 CAH	\$456,338	\$322,188	\$188,015		\$955,151		\$369,270
	Memorial Regional Health		9 - West	25 CAH*							
	Middle Park Medical Center - Kremmling		9 - West	23 CAH							
	Mt. San Rafael Hospital		8 - East	25 CAH*	\$1,372,633	\$1,403,526	\$1,663,129	\$1,301,393	\$2,486,417		\$3,053,972
	Pagosa Springs Medical Center		9 - West	11 CAH							\$2,251,212
	Prowers Medical Center		8 - East	25 CAH							\$1,472,719
	Rangely District Hospital		9 - West	25 CAH*	\$105,341	\$111,537	\$154,834	\$43,386	\$70,862		
	Rio Grande Hospital		8 - East	17 CAH	\$410,255	\$657,974	\$684,212	\$439,087	\$570,887		\$603,858
	San Luis Valley Health Conejos County Hospital	San Luis Valley	8 - East	17 CAH	\$21,095	\$53,186	\$112,490	\$64,629	\$12,594		\$52,905
	Sedgewick County Health Center		8 - East	15 CAH*	\$166,663	\$394,927	\$368,109	\$320,279	\$374,470		\$304,830
	Southeast Colorado Hospital District		8 - East	23 CAH*	\$179,141	\$316,189	\$137,042	\$248,120	\$122,682		\$357,910
	Southwest Health System, Inc.		9 - West	25 CAH							
	Spanish Peaks Regional Health Center		8 - East	20 CAH*					\$222,409	\$206,173	\$133,603
	St. Thomas More Hospital	Centura Health CHI	8 - East	25 CAH	\$10,449,043	\$12,670,199	\$9,697,893	\$12,477,879	\$12,906,273		\$10,845,348
	St. Vincent General Hospital District		9 - West	25 CAH	\$233,880	\$8,067	\$262,059		\$169,974		\$319,547
	Sterling Regional MedCenter	Banner Health	8 - East	25 Rural	\$3,435,679	\$6,981,140	\$4,685,421	\$4,866,745	\$5,159,663		\$4,613,531
	UCHealth Grandview Hospital	UCHealth	2 - Colorado Springs	22 Urban	Opened 9/11/2017				\$1,408,342		\$13,374,920
	UCHealth Pikes Peak Regional Hospital	UCHealth	2 - Colorado Springs	15 CAH					\$342,166		\$904,561
	Welsbrod Memorial County Hospital		8 - East	25 CAH*	\$86,988	\$154,743	\$11,257		\$4,858		\$28,080
	Wray Community District Hospital		8 - East	16 CAH*	\$1,136,675	\$1,665,862	\$1,470,669		\$2,595,473		\$2,506,732
	Yuma District Hospital		8 - East	15 CAH*							
Subtotal: Same-Store				337	\$35,254,937	\$41,124,157	\$36,902,761	\$38,565,744	\$42,784,656	\$41,092,962	
Subtotal				727	\$36,200,620	\$41,926,537	\$51,345,347	\$51,882,498	\$60,939,449	\$96,935,941	
Medium (26-90 beds)	Arkansas Valley Regional Medical Center		8 - East	55 CAH	\$4,146,632	\$2,419,738	\$4,062,705	\$3,920,610	\$2,054,769	\$1,922,209	
	Castle Rock Adventist Hospital	Centura Health Adventist	3 - Denver	55 Urban	\$32,522,744	\$52,408,833	\$53,756,620	\$56,389,984	\$63,351,778	\$59,668,032	
	Colorado Plains Medical Center		8 - East	50 Rural	\$12,322,817	\$9,744,258	\$10,237,800	\$10,463,503	\$9,720,267	\$8,379,932	
	Community Hospital		5 - Grand Junction	44 Urban						\$32,220,451	
	Delta County Memorial Hospital		9 - West	49 Rural	\$5,968,214	\$5,678,365	\$5,588,862	\$5,143,811	\$5,814,198	\$5,708,659	
	Mercy Regional Medical Center	Centura Health CHI	9 - West	82 Rural	\$52,185,612	\$66,485,838	\$74,639,755	\$75,062,630	\$73,918,905	\$71,094,642	
	Montrose Memorial Hospital		9 - West	75 Rural						\$13,310,624	
	National Jewish Health		3 - Denver	46 Urban	\$227,614	\$95,882	\$79,327	\$102,018	\$438,037	\$334,928	
	OrthoColorado Hospital	Centura Health CHI	3 - Denver	48 Urban	\$85,393,746	\$97,235,893	\$118,382,104	\$115,246,646	\$122,433,333	\$110,280,508	
	Pioneers Medical Center		9 - West	40 CAH*	\$1,639,565	\$1,050,482	\$1,731,624	\$1,403,411	\$3,298,076	\$4,733,459	
	San Luis Valley Health Regional Medical Center	San Luis Valley	8 - East	49 Rural	\$6,492,705	\$7,076,919	\$7,668,413	\$8,110,711	\$8,455,977	\$8,590,182	
	St. Anthony Summit Medical Center	Centura Health CHI	9 - West	35 Rural	\$31,355,170	\$32,642,584	\$32,741,994	\$30,544,752	\$34,794,993	\$25,730,716	
	UCHealth Broomfield Hospital	UCHealth	3 - Denver	40 Urban	Opened 9/1/2016				\$908,363		\$3,737,104
	UCHealth Longs Peak Hospital	UCHealth	6 - Greeley	51 Urban	Opened 8/31/2017				\$25,395,042		\$40,057,382
	UCHealth Yampa Valley Medical Center	UCHealth	9 - West	39 Rural					\$13,307,147		\$17,910,280
	Vail Health Hospital		9 - West	58 Rural	\$52,925,538	\$46,498,083	\$50,925,665	\$53,851,017	\$52,997,848	\$56,104,801	
	Valley View Hospital		9 - West	78 Rural	\$38,672,841	\$42,790,855	\$49,719,282	\$45,961,488	\$45,980,745	\$3,158,306	
	Subtotal: Same-Store				645	\$323,853,197	\$364,127,730	\$409,534,150	\$406,200,581	\$423,258,125	\$355,706,374
	Subtotal				1031	\$323,853,197	\$364,127,730	\$409,534,150	\$406,200,581	\$462,868,677	\$463,721,672
	Large (91 or more beds)	Avista Adventist Hospital	Centura Health Adventist	1 - Boulder	114 Urban	\$57,935,018	\$69,088,177	\$74,898,519	\$64,992,298	\$74,902,142	\$84,374,285
Boulder Community Health			1 - Boulder	167 Urban	\$151,360,073	\$145,987,810	\$180,857,935	\$172,697,992	\$175,187,931	\$186,339,128	
Children's Hospital Colorado		Children's Hospital CO	3 - Denver	465 Urban	\$495,002,464	\$530,136,157	\$541,339,633	\$551,339,633	\$658,196,927	\$668,724,461	
Denver Health Medical Center			3 - Denver	555 Urban	\$190,508,638	\$201,994,854	\$194,767,731	\$198,910,828	\$225,225,435	\$176,811,933	
Good Samaritan Medical Center		SCL Health	1 - Boulder	234 Urban	\$253,092,595	\$253,479,941	\$255,516,469	\$272,287,816	\$265,188,156	\$244,878,887	
Littleton Adventist Hospital		Centura Health Adventist	3 - Denver	231 Urban	\$191,235,656	\$242,038,540	\$235,830,943	\$211,291,803	\$210,579,218	\$222,700,794	
Longmont United Hospital		Centura Health CHI	1 - Boulder	186 Urban			\$294,401,719	\$136,740,798	\$65,058,218	\$61,732,320	
Lutheran Medical Center		SCL Health	3 - Denver	362 Urban	\$176,429,139	\$167,426,798	\$192,902,908	\$197,103,607	\$191,661,206	\$157,622,366	
McKee Medical Center		Banner Health	4 - Ft. Collins	115 Urban	\$32,194,180	\$32,515,820	\$30,455,664	\$28,690,129	\$29,097,384	\$24,823,348	
North Colorado Medical Center		Banner Health	6 - Greeley	378 Urban	\$110,103,193	\$112,445,324	\$107,478,336	\$106,262,664	\$105,494,340	\$111,597,809	
North Suburban Medical Center		HealthONE	3 - Denver	157 Urban	Charges by system until 2019						\$127,507,000
Parker Adventist Hospital		Centura Health Adventist	3 - Denver	170 Urban	\$188,177,300	\$236,859,923	\$248,648,365	\$211,995,206	\$209,869,722	\$203,986,128	
Parkview Medical Center			7 - Pueblo	350 Urban	\$245,321,336	\$259,470,696	\$289,649,276	\$309,859,461	\$355,222,234	\$157,561,436	
Penrose-St. Francis Health Services		Centura Health CHI	2 - Colorado Springs	522 Urban	\$328,305,567	\$434,974,720	\$443,385,043	\$443,214,363	\$415,678,646	\$345,823,744	
Platte Valley Medical Center		SCL Health	3 - Denver	98 Urban	\$25,194,077	\$24,045,333	\$30,257,841	\$31,986,391	\$30,363,273	\$30,002,632	
Porter Adventist Hospital		Centura Health Adventist	3 - Denver	368 Urban	\$232,844,379	\$274,501,866	\$259,879,617	\$236,858,622	\$240,725,810	\$195,989,385	
Presbyterian/St. Luke's Medical Center		HealthONE	3 - Denver	680 Urban	Charges by system until 2019						\$945,001,000
Rose Medical Center		HealthONE	3 - Denver	402 Urban	Charges by system until 2019						\$388,119,000
Sky Ridge Medical Center		HealthONE	3 - Denver	284 Urban	Charges by system until 2019						\$712,125,000
St. Anthony Hospital		Centura Health CHI	3 - Denver	237 Urban	\$291,570,206	\$374,854,245	\$366,589,883	\$307,643,729	\$308,402,588	\$291,605,293	
St. Anthony North Health Campus		Centura Health CHI	3 - Denver	100 Urban	\$50,489,587	\$84,105,425	\$74,788,959	\$57,812,815	\$72,032,646	\$87,275,313	
St. Joseph Hospital		SCL Health	3 - Denver	400 Urban	\$464,434,973	\$488,926,668	\$512,076,375	\$569,846,970	\$564,296,913	\$573,646,044	
St. Mary-Corwin Medical Center		Centura Health CHI	7 - Pueblo	408 Urban	\$45,143,234	\$64,301,749	\$64,098,453	\$70,708,183	\$52,892,529	\$21,396,016	
St. Mary's Hospital & Medical Center, Inc.		SCL Health	5 - Grand Junction	346 Urban	\$135,253,837	\$121,312,188	\$135,261,153	\$123,645,027	\$122,603,450	\$121,587,847	
Swedish Medical Center		HealthONE	3 - Denver	408 Urban	Charges by system until 2019						\$717,881,000
The Medical Center of Aurora		HealthONE	3 - Denver	346 Urban	Charges by system until 2019						\$345,389,000
UCHealth Medical Center of the Rockies		UCHealth	4 - Ft. Collins	174 Urban	\$136,804,162	\$159,864,808	\$166,175,703	\$169,483,555	\$195,957,323	\$201,217,625	
UCHealth Memorial Hospital Central		UCHealth	2 - Colorado Springs	553 Urban	\$174,814,008	\$196,873,095	\$240,476,345	\$283,873,086	\$321,598,647	\$351,181,046	
UCHealth Poudre Valley Hospital		UCHealth	4 - Ft. Collins	255 Urban	\$150,207,414	\$151,005,676	\$147,435,233	\$151,035,060	\$152,118,205	\$162,681,648	
UCHealth University of Colorado Hospital		UCHealth	3 - Denver	699 Urban	\$724,454,958	\$833,949,667	\$893,911,249	\$1,009,687,296	\$1,132,049,190	\$1,236,770,278	
Children's Hospital Colorado Springs		Children's Hospital CO	2 - Colorado Springs	99 Urban	Opened 5/28/2019						\$43,754,770
HealthONE System (Charges by system until 2019)		HealthONE			2277	\$2,359,911,000	\$2,471,439,000	\$2,789,718,000	\$3,090,528,000	\$3,309,665,000	\$3,236,022,000
Subtotal: Same-Store					9578	\$7,210,786,994	\$7,931,598,479	\$8,476,399,633	\$8,871,789,279	\$9,399,438,916	\$9,094,619,447
Subtotal				9863	\$7,210,786,994	\$7,931,598,479	\$8,770,801,352	\$9,008,530,077	\$9,464,497,134	\$9,200,106,537	
Total: Same-Store				10560	\$7,569,895,128	\$8,336,850,367	\$8,922,836,545	\$9,316,555,604	\$9,865,481,697	\$9,491,418,783	
Total				11621	\$7,570,840,811	\$8,337,652,747	\$9,231,680,849	\$9,466,613,155	\$9,988,305,259	\$9,760,804,150	

\* These Critical Access Hospitals have a Frontier Designation (are based in any county with less than 6 people/square mile)

Hospital Expenditure Report Detailed Data by Hospital

Inpatient Charges Medicaid											
Size	Hospital	System	DOI	Beds	2014	2015	2016	2017	2018	2019	
Small (25 beds or less)	Animas Surgical Hospital		9 - West	12	Rural						\$1,191,130
	Aspen Valley Hospital		9 - West	25	CAH						\$2,631,394
	Banner Fort Collins Medical Center	Banner Health	4 - Ft. Collins	23	Urban	Opened 4/3/2015		\$6,580,909	\$9,455,684	\$8,407,964	\$8,897,626
	Colorado Canyons Hospital and Medical Center		5 - Grand Junction	25	CAH			\$544,743	\$360,645	\$474,195	\$424,141
	East Morgan County Hospital	Banner Health	8 - East	25	CAH	\$1,856,250	\$878,375	\$1,722,962	\$2,100,450	\$2,361,419	\$1,465,389
	Estes Park Health		4 - Ft. Collins	25	CAH	\$806,609	\$2,241,874	\$1,423,349	\$1,756,525	\$2,120,970	\$2,434,188
	Grand River Hospital District		9 - West	25	CAH	\$2,007,455	\$3,385,160	\$2,747,330	\$2,906,862	\$4,018,722	\$4,003,956
	Gunnison Valley Health		9 - West	24	CAH	\$1,478,311	\$1,716,219	\$1,936,009	\$1,986,130	\$2,077,480	\$1,860,997
	Haxtun Hospital District		8 - East	25	CAH		\$679,092	\$603,206		\$717,790	
	Heart of the Rockies Regional Medical Center		8 - East	25	CAH	\$3,946,038	\$3,594,221	\$3,547,271	\$3,272,768	\$3,521,364	\$4,403,026
	Keefe Memorial Health Service District		8 - East	25	CAH*						\$32,183
	Kit Carson County Health Service District		8 - East	19	CAH*	\$175,643	\$33,129	\$408,855	\$33,312	\$34,244	
	Lincoln Community Hospital		8 - East	15	CAH*						\$190,875
	Melissa Memorial Hospital		8 - East	15	CAH	\$128,681	\$190,872	\$253,057		\$482,579	\$301,099
	Memorial Regional Health		9 - West	25	CAH*						
	Middle Park Medical Center - Kremmling		9 - West	23	CAH						
	Mt. San Rafael Hospital		8 - East	25	CAH*	\$2,097,534	\$2,461,595	\$2,892,447	\$2,616,798	\$1,903,072	\$1,639,710
	Pagosa Springs Medical Center		9 - West	11	CAH						\$816,926
	Prowers Medical Center		8 - East	25	CAH						\$2,679,491
	Rangely District Hospital		9 - West	25	CAH*	\$34,571	\$107,769	\$100,140	\$15,685	\$35,667	
	Rio Grande Hospital		8 - East	17	CAH	\$494,314	\$652,642	\$486,363	\$763,711	\$656,016	\$455,905
	San Luis Valley Health Conejos County Hospital	San Luis Valley	8 - East	17	CAH	\$104,966	\$174,213	\$300,403	\$130,726	\$187,006	\$175,077
	Sedgwick County Health Center		8 - East	15	CAH*	\$1,600,862	\$1,537,250	\$1,374,787	\$1,526,827	\$1,832,859	\$313,828
	Southeast Colorado Hospital District		8 - East	23	CAH*	\$3,095,954	\$3,720,335	\$3,504,765	\$3,476,010	\$3,574,852	\$221,140
	Southwest Health System, Inc.		9 - West	25	CAH						
	Spanish Peaks Regional Health Center		8 - East	20	CAH*				\$368,929	\$400,427	\$813,820
	St. Thomas More Hospital	Centura Health CHI	8 - East	25	CAH	\$11,576,565	\$15,360,427	\$14,867,115	\$16,466,865	\$15,487,532	\$16,605,508
	St. Vincent General Hospital District		9 - West	25	CAH	\$386,320	\$21,184	\$45,102	\$111,941	\$201,519	\$206,962
	Sterling Regional MedCenter	Banner Health	8 - East	25	Rural	\$4,366,347	\$4,391,400	\$5,022,309	\$5,128,536	\$5,576,085	\$5,692,908
	UCHealth Grandview Hospital	UCHealth	2 - Colorado Springs	22	Urban	Opened 1/1/2017				\$1,948,782	\$7,232,087
	UCHealth Pikes Peak Regional Hospital	UCHealth	2 - Colorado Springs	15	CAH					\$189,983	\$1,043,769
	Weisbrod Memorial County Hospital		8 - East	25	CAH*	\$922,398	\$999,556	\$1,125,634	\$1,012,881	\$913,461	\$7,200
Wray Community District Hospital		8 - East	16	CAH*	\$920,553	\$1,117,529	\$1,390,831	\$1,598,772	\$1,430,890	\$2,427,602	
Yuma District Hospital		8 - East	15	CAH*							
Subtotal: Same-Store				337	\$35,660,477	\$42,251,980	\$42,386,677	\$44,855,802	\$45,863,248	\$41,913,394	
Subtotal				727	\$35,999,372	\$43,262,842	\$50,877,462	\$55,871,758	\$58,554,879	\$68,167,285	
Medium (26-90 beds)	Arkansas Valley Regional Medical Center		8 - East	55	CAH	\$4,359,825	\$3,098,461	\$4,300,822	\$4,439,560	\$5,163,939	
	Castle Rock Adventist Hospital	Centura Health Adventist	3 - Denver	55	Urban	\$6,030,873	\$10,891,317	\$16,685,443	\$17,326,367	\$24,926,970	\$25,059,884
	Colorado Plains Medical Center		5 - Rural	50	Rural	\$8,696,576	\$10,204,971	\$8,599,602	\$9,512,624	\$9,317,924	\$8,989,664
	Community Hospital		5 - Grand Junction	44	Urban						\$23,252,984
	Delta County Memorial Hospital		9 - West	49	Rural	\$5,252,491	\$6,292,197	\$5,527,600	\$7,009,089	\$6,183,377	\$5,875,866
	Mercy Regional Medical Center	Centura Health CHI	9 - West	82	Rural	\$19,571,029	\$29,137,202	\$31,242,490	\$38,900,153	\$42,513,255	\$44,103,768
	Montrose Memorial Hospital		9 - West	75	Rural						\$11,649,677
	National Jewish Health		3 - Denver	46	Urban	\$263,333	\$283,477	\$137,959	\$199,559	\$188,494	\$214,388
	OrthoColorado Hospital	Centura Health CHI	3 - Denver	48	Urban			\$186	\$96,337	\$20,244	-\$116,581
	Pioneers Medical Center		9 - West	40	CAH*	\$915,633	\$238,746	\$247,375	\$623,738	\$363,533	\$910,395
	San Luis Valley Health Regional Medical Center	San Luis Valley	8 - East	49	Rural	\$10,704,422	\$13,506,153	\$13,450,934	\$13,109,585	\$16,523,522	\$13,742,240
	St. Anthony Summit Medical Center	Centura Health CHI	9 - West	35	Rural	\$6,036,534	\$7,824,312	\$8,414,091	\$7,735,260	\$8,551,505	\$9,861,260
	UCHealth Broomfield Hospital	UCHealth	3 - Denver	40	Urban	Opened 9/1/2016				\$716,449	\$5,671,056
	UCHealth Longs Peak Hospital	UCHealth	6 - Greeley	51	Urban	Opened 8/31/2017				\$16,534,050	\$27,348,810
	UCHealth Yampa Valley Medical Center	UCHealth	9 - West	39	Rural					\$4,295,269	\$6,690,311
	Yail Health Hospital		9 - West	58	Rural	\$7,222,306	\$8,276,757	\$9,027,243	\$8,294,600	\$7,634,671	\$8,264,410
	Valley View Hospital		9 - West	78	Rural	\$22,871,691	\$26,897,287	\$36,074,791	\$29,328,253	\$29,470,764	\$31,402,002
	Subtotal: Same-Store				645	\$91,924,712	\$116,650,880	\$133,708,536	\$136,575,123	\$150,181,828	\$153,470,585
	Subtotal				1031	\$91,924,712	\$116,650,880	\$133,708,536	\$136,575,123	\$171,727,596	\$228,229,687
	Large (91 or more beds)	Avista Adventist Hospital	Centura Health Adventist	1 - Boulder	114	Urban	\$27,176,009	\$31,032,458	\$32,699,201	\$32,430,207	\$39,787,521
Boulder Community Health			1 - Boulder	167	Urban	\$55,132,516	\$69,285,205	\$61,582,891	\$63,927,545	\$71,049,557	\$55,356,577
Children's Hospital Colorado		Children's Hospital CO	3 - Denver	465	Urban	\$722,858,138	\$697,378,052	\$687,531,079	\$734,977,674	\$823,997,181	\$783,645,228
Denver Health Medical Center			3 - Denver	555	Urban	\$493,579,453	\$532,587,821	\$497,746,522	\$475,173,028	\$494,114,825	\$497,472,447
Good Samaritan Medical Center		SCL Health	1 - Boulder	234	Urban	\$41,379,844	\$54,105,066	\$61,618,513	\$66,417,211	\$70,571,261	\$60,827,816
Littleton Adventist Hospital		Centura Health Adventist	3 - Denver	231	Urban	\$57,031,934	\$61,952,852	\$65,914,078	\$71,847,714	\$74,498,094	\$69,399,555
Longmont United Hospital		Centura Health CHI	1 - Boulder	186	Urban				\$41,638,636	\$57,291,140	\$57,396,226
Lutheran Medical Center		SCL Health	3 - Denver	362	Urban	\$109,465,256	\$128,980,084	\$140,767,758	\$155,759,312	\$163,212,357	\$128,680,536
McKee Medical Center		Banner Health	4 - Ft. Collins	115	Urban	\$19,065,221	\$20,448,864	\$23,580,823	\$21,536,475	\$21,194,784	\$19,394,289
North Colorado Medical Center		Banner Health	6 - Greeley	378	Urban	\$83,504,624	\$102,837,074	\$117,625,970	\$132,438,930	\$130,798,005	\$126,059,051
North Suburban Medical Center		HealthONE	3 - Denver	157	Urban	Charges by system until 2019					\$248,358,000
Parker Adventist Hospital		Centura Health Adventist	3 - Denver	170	Urban	\$36,131,010	\$48,134,922	\$61,759,147	\$59,255,783	\$60,879,157	\$72,827,287
Parkview Medical Center			7 - Pueblo	350	Urban	\$120,331,363	\$158,481,810	\$186,224,471	\$214,592,118	\$232,682,293	\$261,701,089
Penrose-St. Francis Health Services		Centura Health CHI	2 - Colorado Springs	522	Urban	\$107,411,493	\$142,287,316	\$156,067,529	\$179,679,895	\$218,712,038	\$250,677,215
Platte Valley Medical Center		SCL Health	3 - Denver	98	Urban	\$22,668,056	\$20,684,355	\$24,500,882	\$31,831,587	\$28,762,958	\$28,595,821
Porter Adventist Hospital		Centura Health Adventist	3 - Denver	368	Urban	\$74,059,680	\$107,789,573	\$91,047,808	\$103,331,901	\$114,008,587	\$105,134,652
Presbyterian/St. Luke's Medical Center		HealthONE	3 - Denver	680	Urban	Charges by system until 2019					\$753,935,000
Rose Medical Center		HealthONE	3 - Denver	402	Urban	Charges by system until 2019					\$182,577,000
Sky Ridge Medical Center		HealthONE	3 - Denver	284	Urban	Charges by system until 2019					\$175,274,000
St. Anthony Hospital		Centura Health CHI	3 - Denver	237	Urban	\$117,614,766	\$159,663,584	\$193,790,165	\$197,775,126	\$199,296,075	\$190,872,842
St. Anthony North Health Campus		Centura Health CHI	3 - Denver	100	Urban	\$53,179,280	\$54,813,024	\$67,008,862	\$56,056,435	\$51,570,753	\$64,253,171
St. Joseph Hospital		SCL Health	3 - Denver	400	Urban	\$115,893,182	\$181,036,591	\$205,987,924	\$245,359,729	\$239,118,714	\$258,108,721
St. Mary-Corwin Medical Center		Centura Health CHI	7 - Pueblo	408	Urban	\$50,366,204	\$58,987,477	\$67,644,708	\$77,036,728	\$66,445,541	\$56,135,384
St. Mary's Hospital & Medical Center, Inc.		SCL Health	5 - Grand Junction	346	Urban	\$137,279,612	\$136,773,861	\$141,923,752	\$142,761,882	\$140,285,549	\$126,707,606
Swedish Medical Center		HealthONE	3 - Denver	408	Urban	Charges by system until 2019					\$545,455,000
The Medical Center of Aurora		HealthONE	3 - Denver	346	Urban	Charges by system until 2019					\$372,678,000
UCHealth Medical Center of the Rockies		UCHealth	4 - Ft. Collins	174	Urban	\$47,234,567	\$68,586,275	\$70,515,047	\$74,211,688	\$86,659,914	\$86,192,503
UCHealth Memorial Hospital Central		UCHealth	2 - Colorado Springs	553	Urban	\$146,397,180	\$215,288,551	\$339,110,630	\$406,630,422	\$481,484,080	\$514,127,670
UCHealth Poudre Valley Hospital		UCHealth	4 - Ft. Collins	255	Urban	\$63,891,013	\$82,196,619	\$87,120,773	\$100,611,897	\$109,403,706	\$106,548,154
UCHealth University of Colorado Hospital		UCHealth	3 - Denver	699	Urban	\$522,963,469	\$617,995,089	\$731,486,577	\$812,930,291	\$930,034,562	\$960,966,433
Children's Hospital Colorado Springs		Children's Hospital CO	2 - Colorado Springs	99	Urban	Opened 5/28/2019					\$88,141,193
HealthONE System (Charges by system until 2019)	HealthONE			2277	\$1,138,972,000	\$1,401,287,000	\$1,644,728,000	\$1,844,845,000	\$2,104,810,000	\$2,278,277,000	
Subtotal: Same-Store				9578	\$4,363,585,870	\$5,152,613,523	\$5,757,983,109	\$6,301,418,579	\$6,953,377,512	\$7,144,670,051	
Subtotal				9863	\$4,363,585,870	\$5,152,613,523	\$5,757,983,109	\$6,343,057,215	\$7,010,668,653	\$7,290,207,470	
Total: Same-Store				10560	\$4,491,171,058	\$5,311,516,383	\$5,934,078,322	\$6,482,849,505	\$7,149,422,588	\$7,340,054,030	
Total				11621	\$4,491,509,954	\$5,312,527,245	\$5,942,569,232	\$6,535,504,097	\$7,240,951,128	\$7,586,605,092	

\* These Critical Access Hospitals have a Frontier Designation (are based in any county with less than 6 people/square mile)

Hospital Expenditure Report Detailed Data by Hospital

Inpatient Charges Medicare											
Size	Hospital	System	DOI	Beds	2014	2015	2016	2017	2018	2019	
Size Classification: Small (25 beds or less)	Animas Surgical Hospital		9 - West	12	Rural						\$20,473,759
	Aspen Valley Hospital		9 - West	25	CAH						\$6,789,982
	Banner Fort Collins Medical Center	Banner Health	4 - Ft. Collins	23	Urban	Opened 4/3/2015		\$8,386,752	\$11,744,352	\$14,887,905	\$20,322,654
	Colorado Canyons Hospital and Medical Center		5 - Grand Junction	25	CAH			\$5,287,474	\$5,885,167	\$4,356,707	\$3,045,264
	East Morgan County Hospital	Banner Health	8 - East	25	CAH	\$6,781,485	\$7,177,275	\$4,733,088	\$4,718,096	\$4,004,461	\$2,282,851
	Estes Park Health		4 - Ft. Collins	25	CAH	\$6,461,857	\$5,730,205	\$6,371,254	\$7,211,359	\$7,456,555	\$7,474,199
	Grand River Hospital District		9 - West	25	CAH	\$6,387,406	\$7,419,589	\$7,519,594	\$10,952,350	\$10,806,667	\$10,881,830
	Gunnison Valley Health		9 - West	24	CAH	\$4,197,318	\$4,751,821	\$6,562,738	\$6,924,537	\$12,273,949	\$7,149,560
	Haxtun Hospital District		8 - East	25	CAH		\$2,048,714	\$1,067,975	\$1,413,614	\$1,619,566	
	Heart of the Rockies Regional Medical Center		8 - East	25	CAH	\$10,131,975	\$11,289,772	\$11,953,326	\$13,845,825	\$16,725,727	\$15,136,272
	Keefe Memorial Health Service District		8 - East	25	CAH*						\$357,179
	Kit Carson County Health Service District		8 - East	19	CAH*	\$552,760	\$246,872	\$981,444	\$225,988	\$238,355	
	Lincoln Community Hospital		8 - East	15	CAH*						\$2,116,966
	Melissa Memorial Hospital		8 - East	15	CAH	\$1,675,420	\$1,584,072	\$1,492,713		\$5,758,878	\$3,331,996
	Memorial Regional Health		9 - West	25	CAH*						
	Middle Park Medical Center - Kremmling		9 - West	23	CAH						
	Mt. San Rafael Hospital		8 - East	25	CAH*	\$8,504,385	\$8,147,868	\$7,198,611	\$7,289,915	\$7,192,697	\$5,409,547
	Pagosa Springs Medical Center		9 - West	11	CAH						\$2,992,108
	Prowers Medical Center		8 - East	25	CAH						\$3,965,212
	Rangely District Hospital		9 - West	25	CAH*	\$460,170	\$439,117	\$351,420	\$556,814	\$291,560	
	Rio Grande Hospital		8 - East	17	CAH	\$4,333,675	\$4,105,195	\$5,383,703	\$4,607,308	\$5,328,255	\$2,808,561
	San Luis Valley Health Conejos County Hospital	San Luis Valley	8 - East	17	CAH	\$1,340,130	\$1,320,251	\$1,996,119	\$1,896,225	\$1,896,002	\$1,207,305
	Sedgwick County Health Center		8 - East	15	CAH*	\$1,013,736	\$997,460	\$650,159	\$620,459	\$1,557,293	\$1,736,274
	Southeast Colorado Hospital District		8 - East	23	CAH*	\$3,096,779	\$3,985,951	\$4,784,273	\$3,732,859	\$5,017,208	\$1,292,515
	Southwest Health System, Inc.		9 - West	25	CAH						
	Spanish Peaks Regional Health Center		8 - East	20	CAH*				\$1,366,507	\$1,355,557	\$1,576,513
	St. Thomas More Hospital	Centura Health CHI	8 - East	25	CAH	\$24,619,301	\$25,988,999	\$30,254,509	\$29,496,923	\$31,866,830	\$30,532,480
	St. Vincent General Hospital District		9 - West	25	CAH	\$360,591	\$13,775		\$313,133	\$313,680	\$414,675
	Sterling Regional MedCenter	Banner Health	8 - East	25	Rural	\$13,280,430	\$12,557,720	\$12,931,386	\$14,038,286	\$14,839,947	\$13,964,623
	UCHealth Grandview Hospital	UCHealth	2 - Colorado Springs	22	Urban	Opened 9/11/2017				\$3,034,947	\$26,807,989
	UCHealth Pikes Peak Regional Hospital	UCHealth	2 - Colorado Springs	15	CAH					\$1,079,828	\$4,688,954
	Welsbrod Memorial County Hospital		8 - East	25	CAH*	\$850,713	\$761,717	\$607,769	\$1,121,300	\$533,934	\$147,960
	Wray Community District Hospital		8 - East	16	CAH*	\$2,406,363	\$1,691,347	\$1,160,422	\$2,823,032	\$3,887,520	\$4,269,463
	Yuma District Hospital		8 - East	15	CAH*						
	Subtotal: Same-Store				337	\$93,766,144	\$95,938,945	\$102,106,952	\$109,591,608	\$123,702,725	\$104,708,113
Subtotal				727	\$96,454,495	\$100,257,720	\$110,674,730	\$130,784,049	\$156,326,028	\$120,176,689	
Medium (26-90 beds)	Arkansas Valley Regional Medical Center		8 - East	55	CAH	\$14,572,354	\$11,266,920	\$12,249,406	\$13,098,239	\$13,561,439	\$10,601,386
	Castle Rock Adventist Hospital	Centura Health Adventist	3 - Denver	55	Urban	\$34,429,744	\$51,075,421	\$50,875,151	\$68,702,201	\$77,027,963	\$82,316,220
	Colorado Plains Medical Center		8 - East	50	Rural	\$23,910,542	\$26,506,448	\$26,748,514	\$27,069,915	\$24,067,583	\$13,530,470
	Community Hospital		5 - Grand Junction	44	Urban						\$87,882,567
	Delta County Memorial Hospital		9 - West	49	Rural	\$21,856,237	\$21,506,630	\$22,598,708	\$24,548,226	\$26,827,634	\$26,794,632
	Mercy Regional Medical Center	Centura Health CHI	9 - West	82	Rural	\$67,040,214	\$82,089,666	\$86,093,031	\$105,994,777	\$121,920,566	\$123,778,218
	Montrose Memorial Hospital		9 - West	75	Rural						\$45,269,263
	National Jewish Health		3 - Denver	46	Urban	\$43,830	\$103,289			\$79,654	\$194,384
	OrthoColorado Hospital	Centura Health CHI	3 - Denver	48	Urban	\$87,211,609	\$95,442,622	\$134,424,274	\$149,852,034	\$157,555,051	\$162,094,027
	Pioneers Medical Center		9 - West	40	CAH*	\$1,566,765	\$1,527,973	\$2,968,499	\$3,118,691	\$4,125,789	\$5,839,484
	San Luis Valley Health Regional Medical Center	San Luis Valley	8 - East	49	Rural	\$17,304,295	\$21,815,902	\$20,561,063	\$23,016,940	\$28,212,930	\$29,427,712
	St. Anthony Summit Medical Center	Centura Health CHI	9 - West	35	Rural	\$8,240,632	\$8,854,393	\$10,576,642	\$11,691,801	\$18,627,747	\$15,182,443
	UCHealth Broomfield Hospital	UCHealth	3 - Denver	40	Urban	Opened 9/1/2016				\$708,320	\$6,882,346
	UCHealth Longs Peak Hospital	UCHealth	6 - Greeley	51	Urban	Opened 8/31/2017				\$38,665,722	\$72,024,803
	UCHealth Yampa Valley Medical Center	UCHealth	9 - West	39	Rural					\$13,675,669	\$21,006,082
	Vail Health Hospital		9 - West	58	Rural	\$19,398,515	\$19,831,095	\$18,850,963	\$29,835,092	\$33,619,215	\$36,569,369
	Valley View Hospital		9 - West	78	Rural	\$36,459,886	\$50,187,354	\$56,301,127	\$61,819,092	\$63,353,230	\$74,103,450
	Subtotal: Same-Store				645	\$332,034,624	\$390,207,712	\$442,247,378	\$518,747,007	\$568,978,802	\$580,431,795
Subtotal				1031	\$332,034,624	\$390,207,712	\$442,247,378	\$518,747,007	\$562,028,513	\$814,211,663	
Large (91 or more beds)	Avista Adventist Hospital	Centura Health Adventist	1 - Boulder	114	Urban	\$38,603,794	\$45,742,877	\$46,433,124	\$49,390,068	\$52,647,942	\$66,823,449
	Boulder Community Health		1 - Boulder	167	Urban	\$217,445,209	\$268,256,247	\$288,962,415	\$343,293,886	\$330,309,845	\$372,368,244
	Children's Hospital Colorado	Children's Hospital CO	3 - Denver	465	Urban	\$4,819,377	\$9,984,117	\$12,483,355	\$2,996,759	\$6,139,287	\$4,643,533
	Denver Health Medical Center		3 - Denver	555	Urban	\$145,748,473	\$158,821,875	\$140,471,622	\$148,685,013	\$169,399,382	\$227,087,302
	Good Samaritan Medical Center	SCL Health	1 - Boulder	234	Urban	\$342,443,448	\$359,093,399	\$388,755,738	\$409,314,761	\$413,763,629	\$415,828,723
	Littleton Adventist Hospital	Centura Health Adventist	3 - Denver	231	Urban	\$262,221,484	\$299,640,994	\$312,454,442	\$344,234,271	\$399,301,613	\$409,975,148
	Longmont United Hospital	Centura Health CHI	1 - Boulder	186	Urban				\$121,198,700	\$161,154,242	\$152,263,423
	Lutheran Medical Center	SCL Health	3 - Denver	362	Urban	\$363,381,001	\$386,952,989	\$435,450,786	\$474,522,803	\$485,367,250	\$426,876,868
	McKee Medical Center	Banner Health	4 - Ft. Collins	115	Urban	\$67,027,508	\$65,777,102	\$57,811,257	\$64,199,936	\$72,869,758	\$66,925,508
	North Colorado Medical Center	Banner Health	6 - Greeley	378	Urban	\$247,117,843	\$235,973,316	\$240,734,943	\$272,273,094	\$275,296,536	\$290,032,084
	North Suburban Medical Center	HealthONE	3 - Denver	157	Urban	Charges by system until 2019					\$339,391,000
	Parker Adventist Hospital	Centura Health Adventist	3 - Denver	170	Urban	\$153,748,667	\$185,661,213	\$213,241,281	\$237,160,695	\$272,289,423	\$271,916,568
	Parkview Medical Center		7 - Pueblo	350	Urban	\$320,477,311	\$345,388,636	\$389,287,853	\$413,064,224	\$422,779,206	\$505,960,667
	Penrose-St. Francis Health Services	Centura Health CHI	2 - Colorado Springs	522	Urban	\$557,443,792	\$587,496,457	\$608,072,994	\$688,555,806	\$857,000,305	\$967,303,990
	Platte Valley Medical Center	SCL Health	3 - Denver	98	Urban	\$43,611,184	\$38,908,603	\$50,354,097	\$56,547,513	\$61,021,214	\$54,729,684
	Porter Adventist Hospital	Centura Health Adventist	3 - Denver	368	Urban	\$347,374,789	\$383,651,362	\$416,459,542	\$424,005,118	\$436,382,456	\$417,711,026
	Presbyterian/St. Luke's Medical Center	HealthONE	3 - Denver	680	Urban	Charges by system until 2019					\$610,333,000
	Rose Medical Center	HealthONE	3 - Denver	402	Urban	Charges by system until 2019					\$506,603,000
	Sky Ridge Medical Center	HealthONE	3 - Denver	284	Urban	Charges by system until 2019					\$1,007,928,000
	St. Anthony Hospital	Centura Health CHI	3 - Denver	237	Urban	\$399,148,098	\$446,910,183	\$467,809,039	\$511,551,702	\$504,280,967	\$574,757,126
	St. Anthony North Health Campus	Centura Health CHI	3 - Denver	100	Urban	\$140,572,012	\$126,640,661	\$122,252,639	\$128,596,389	\$143,547,958	\$176,059,425
	St. Joseph Hospital	SCL Health	3 - Denver	400	Urban	\$510,683,794	\$565,472,450	\$633,457,019	\$688,049,059	\$710,563,335	\$739,764,717
	St. Mary-Corwin Medical Center	Centura Health CHI	7 - Pueblo	408	Urban	\$145,700,994	\$154,352,090	\$172,157,412	\$193,254,452	\$185,131,196	\$85,784,892
	St. Mary's Hospital & Medical Center, Inc.	SCL Health	5 - Grand Junction	346	Urban	\$277,745,904	\$300,294,939	\$319,845,505	\$337,128,009	\$357,538,278	\$360,241,097
	Swedish Medical Center	HealthONE	3 - Denver	408	Urban	Charges by system until 2019					\$1,516,323,000
	The Medical Center of Aurora	HealthONE	3 - Denver	346	Urban	Charges by system until 2019					\$895,287,000
	UCHealth Medical Center of the Rockies	UCHealth	4 - Ft. Collins	174	Urban	\$283,744,824	\$306,764,781	\$347,838,277	\$405,075,691	\$430,347,557	\$492,285,410
	UCHealth Memorial Hospital Central	UCHealth	2 - Colorado Springs	553	Urban	\$401,767,599	\$437,240,656	\$488,358,492	\$574,409,907	\$689,462,074	\$778,494,887
	UCHealth Poudre Valley Hospital	UCHealth	4 - Ft. Collins	255	Urban	\$252,221,205	\$284,971,907	\$280,031,746	\$319,883,956	\$341,579,497	\$374,081,200
	UCHealth University of Colorado Hospital	UCHealth	3 - Denver	699	Urban	\$873,629,845	\$992,159,448	\$1,109,720,418	\$1,264,082,553	\$1,480,237,195	\$1,625,598,874
	Children's Hospital Colorado Springs	Children's Hospital CO	2 - Colorado Springs	99	Urban	Opened 5/28/2019					
	HealthONE System (Charges by system until 2019)	HealthONE			2277	\$2,760,404,000	\$3,031,866,999	\$3,404,679,000	\$3,969,299,000	\$4,406,384,000	\$4,875,865,000
	Subtotal: Same-Store				9578	\$9,157,082,155	\$10,018,023,301	\$10,947,122,996	\$12,319,574,665	\$13,503,693,003	\$14,777,115,423
	Subtotal				9863	\$9,157,082,155	\$10,018,023,301	\$10,947,122,996	\$12,440,773,365	\$13,664,847,245	\$14,929,378,845
Total: Same-Store				10560	\$9,582,882,923	\$10,504,169,958	\$11,491,477,325	\$12,947,913,280	\$14,196,374,530	\$15,462,255,331	
Total				11621	\$9,585,571,274	\$10,508,488,733	\$11,509,045,104	\$13,090,304,422	\$14,443,201,786	\$15,944,767,198	

\* These Critical Access Hospitals have a Frontier Designation (are based in any county with less than 6 people/square mile)

Hospital Expenditure Report Detailed Data by Hospital

Inpatient Charges Self Pay												
Size	Hospital	System	DOI	Beds	2014	2015	2016	2017	2018	2019		
Small (25 beds or less)	Animas Surgical Hospital		9 - West	12	Rural						\$2,218,193	
	Aspen Valley Hospital		9 - West	25	CAH						\$1,040,199	
	Banner Fort Collins Medical Center	Banner Health	4 - Ft. Collins	23	Urban	Opened 4/3/2015					\$510,062	
	Colorado Canyons Hospital and Medical Center		5 - Grand Junction	25	CAH			\$498,168	\$352,814	\$729,300	\$510,751	
	East Morgan County Hospital	Banner Health	8 - East	25	CAH	\$128,250	\$105,292	\$157,235	\$155,199	\$137,900	\$152,572	
	Estes Park Health		4 - Ft. Collins	25	CAH	\$166,632	\$100,322	\$137,877	\$69,621	\$206,117	\$91,963	
	Grand River Hospital District		9 - West	25	CAH	\$1,266,229	\$573,738	\$616,327	\$1,055,791	\$955,684	\$1,120,477	
	Gunnison Valley Health		9 - West	24	CAH			\$261,360	\$261,111	\$331,799	\$763,307	
	Haxtun Hospital District		8 - East	25	CAH		\$624,284	\$835,421	\$710,992	\$849,278		
	Heart of the Rockies Regional Medical Center		8 - East	25	CAH	\$504,202	\$647,208	\$552,517	\$489,574	\$640,787	\$666,484	
	Keefe Memorial Health Service District		8 - East	25	CAH*						\$17,333	
	Kit Carson County Health Service District		8 - East	19	CAH*	\$211,805	\$13,242	\$23,044	\$15,671	\$11,534		
	Lincoln Community Hospital		8 - East	15	CAH*						\$11,703	
	Melissa Memorial Hospital		8 - East	15	CAH	\$51,261	\$35,892	\$20,507		\$51,287	\$68,161	
	Memorial Regional Health		9 - West	25	CAH*							
	Middle Park Medical Center - Kremmling		9 - West	23	CAH							
	Mt. San Rafael Hospital		8 - East	25	CAH*	\$387,728	\$261,220	\$337,207	\$286,154	\$386,869	\$321,133	
	Pagosa Springs Medical Center		9 - West	11	CAH						\$273,029	
	Prowers Medical Center		8 - East	25	CAH						\$317,452	
	Rangely District Hospital		9 - West	25	CAH*	\$25,319		\$13,378		\$13,739		
	Rio Grande Hospital		8 - East	17	CAH	\$49,432	\$98,472	\$58,353	\$157,866	\$97,207	\$89,033	
	San Luis Valley Health Conejos County Hospital	San Luis Valley	8 - East	17	CAH	\$37,674	\$7,323	\$33,339			\$48,286	
	Sedgwick County Health Center		8 - East	15	CAH*	\$1,183,162	\$1,262,684	\$1,102,013	\$1,133,621	\$1,288,912	\$149,717	
	Southeast Colorado Hospital District		8 - East	23	CAH*						\$23,186	
	Southwest Health System, Inc.		9 - West	25	CAH							
	Spanish Peaks Regional Health Center		8 - East	20	CAH*				\$13,389		\$104,708	
	St. Thomas More Hospital	Centura Health CHI	8 - East	25	CAH	\$1,706,544	\$1,199,365	\$1,160,601	\$1,278,722	\$1,333,788	\$1,691,576	
	St. Vincent General Hospital District		9 - West	25	CAH	\$105,593	\$1,357		\$70,677	\$55,522	\$21,727	
	Sterling Regional MedCenter	Banner Health	8 - East	25	Rural	\$566,252	\$535,743	\$274,805	\$272,764	\$385,805	\$283,135	
	UCHealth Grandview Hospital	UCHealth	2 - Colorado Springs	22	Urban	Opened 1/1/2017					\$191,886	
	UCHealth Pikes Peak Regional Hospital	UCHealth	2 - Colorado Springs	15	CAH						\$65,207	
	Weisbrod Memorial County Hospital		8 - East	25	CAH*	\$323,262	\$324,620	\$350,593	\$343,044	\$344,300	\$1,800	
	Wray Community District Hospital		8 - East	16	CAH*	\$251,846	\$71,916	\$106,685		\$131,306	\$135,603	
	Yuma District Hospital		8 - East	15	CAH*							
	Subtotal: Same-Store				337	\$6,676,806	\$5,189,260	\$5,148,912	\$5,705,147	\$6,297,997	\$5,559,999	
	Subtotal				727	\$6,965,191	\$5,862,678	\$6,684,957	\$6,872,853	\$8,229,616	\$10,745,076	
	Medium (26-90 beds)	Arkansas Valley Regional Medical Center		8 - East	55	CAH	\$1,154,266	\$426,124	\$314,882	\$232,387	\$232,387	\$590,363
Castle Rock Adventist Hospital		Centura Health Adventist	3 - Denver	55	Urban	\$1,533,132	\$1,142,077	\$838,255	\$2,143,488	\$2,818,214	\$4,994,429	
Colorado Plains Medical Center			8 - East	50	Rural	\$2,208,272	\$1,809,539	\$1,963,919	\$1,693,289	\$1,494,369	\$637,716	
Community Hospital			5 - Grand Junction	44	Urban						\$2,227,302	
Delta County Memorial Hospital			9 - West	49	Rural	\$884,814	\$711,877	\$318,762	\$597,492	\$724,185	\$591,174	
Mercy Regional Medical Center		Centura Health CHI	9 - West	82	Rural	\$1,980,800	\$952,734	\$1,196,385	\$3,563,590	\$2,000,480	\$4,484,080	
Montrose Memorial Hospital			9 - West	75	Rural						\$1,702,663	
National Jewish Health			3 - Denver	46	Urban	\$9,646						
OrthoColorado Hospital		Centura Health CHI	3 - Denver	48	Urban	\$485,849	\$34,381	\$713,381	\$578,607	\$1,141,737	\$1,606,260	
Pioneers Medical Center			9 - West	40	CAH*	\$179,871	\$1,957,716	\$3,298,332	\$2,650,887	\$120,092	\$129,176	
San Luis Valley Health Regional Medical Center		San Luis Valley	8 - East	49	Rural	\$2,214,349	\$1,464,065	\$2,084,626	\$1,768,556	\$3,315,116	\$2,324,164	
St. Anthony Summit Medical Center		Centura Health CHI	9 - West	35	Rural	\$2,122,156	\$1,426,987	\$762,877	\$1,088,110	\$2,139,959	\$2,972,504	
UCHealth Broomfield Hospital		UCHealth	3 - Denver	40	Urban	Opened 9/1/2016					\$237,833	
UCHealth Longs Peak Hospital		UCHealth	6 - Greeley	51	Urban	Opened 8/31/2017					\$2,373,164	
UCHealth Yampa Valley Medical Center		UCHealth	9 - West	39	Rural					\$734,297	\$632,788	
Vail Health Hospital			9 - West	58	Rural	\$4,035,576	\$3,328,054	\$2,978,169	\$3,750,494	\$3,327,625	\$3,835,760	
Valley View Hospital			9 - West	78	Rural	\$2,599,631	\$1,727,832	\$2,502,565	\$2,411,658	\$2,028,164	\$3,157,743	
Subtotal: Same-Store					645	\$19,408,361	\$14,981,386	\$16,972,153	\$20,478,559	\$19,342,327	\$25,323,368	
Subtotal					1031	\$19,408,361	\$14,981,386	\$16,972,153	\$20,478,559	\$22,687,621	\$33,528,137	
Large (91 or more beds)		Avista Adventist Hospital	Centura Health Adventist	1 - Boulder	114	Urban	\$1,914,251	\$717,346	\$987,156	\$1,778,008	\$2,231,811	\$3,875,088
		Boulder Community Health		1 - Boulder	167	Urban	\$9,209,373	\$5,862,095	\$5,879,686	\$9,565,383	\$9,032,615	\$8,645,853
		Children's Hospital Colorado	Children's Hospital CO	3 - Denver	465	Urban	\$3,074,420	\$5,345,375	\$4,903,438	\$7,500,284	\$5,967,107	\$7,502,012
		Denver Health Medical Center		3 - Denver	555	Urban	\$16,073,741	\$19,364,647	\$28,575,684	\$23,753,216	\$26,330,442	\$50,449,043
	Good Samaritan Medical Center	SCL Health	1 - Boulder	234	Urban	\$9,241,532	\$7,972,948	\$8,301,690	\$6,770,496	\$9,544,622	\$8,112,041	
	Littleton Adventist Hospital	Centura Health Adventist	3 - Denver	231	Urban	\$6,772,483	\$5,156,822	\$4,576,630	\$6,956,779	\$4,144,582	\$13,273,968	
	Longmont United Hospital	Centura Health CHI	1 - Boulder	186	Urban				\$2,884,951	\$3,559,019	\$8,543,436	
	Lutheran Medical Center	SCL Health	3 - Denver	362	Urban	\$22,721,674	\$15,974,513	\$14,492,629	\$15,254,874	\$20,678,020	\$17,749,845	
	McKee Medical Center	Banner Health	4 - Ft. Collins	115	Urban	\$3,042,900	\$1,526,580	\$1,387,866	\$1,823,800	\$1,570,205	\$2,367,789	
	North Colorado Medical Center	Banner Health	6 - Greeley	378	Urban	\$44,143,757	\$31,738,160	\$10,304,450	\$12,860,816	\$16,423,304	\$17,172,328	
	North Suburban Medical Center	HealthONE	3 - Denver	157	Urban	Charges by system until 2019					\$30,389,000	
	Parker Adventist Hospital	Centura Health Adventist	3 - Denver	170	Urban	\$7,431,466	\$4,952,346	\$4,221,720	\$7,761,704	\$10,429,819	\$14,027,703	
	Parkview Medical Center		7 - Pueblo	350	Urban	\$8,603,689	\$3,774,938	\$4,577,420	\$5,426,126	\$6,652,896	\$9,026,285	
	Penrose-St. Francis Health Services	Centura Health CHI	2 - Colorado Springs	522	Urban	\$11,261,030	\$6,925,577	\$4,847,248	\$12,097,392	\$12,351,390	\$15,916,106	
	Platte Valley Medical Center	SCL Health	3 - Denver	98	Urban	\$6,925,008	\$5,281,542	\$6,333,343	\$5,543,518	\$4,434,125	\$4,610,193	
	Porter Adventist Hospital	Centura Health Adventist	3 - Denver	368	Urban	\$9,985,404	\$6,046,403	\$6,420,272	\$9,156,734	\$11,893,599	\$19,174,786	
	Presbyterian/St. Luke's Medical Center	HealthONE	3 - Denver	680	Urban	Charges by system until 2019					\$28,775,000	
	Rose Medical Center	HealthONE	3 - Denver	402	Urban	Charges by system until 2019					\$19,000,000	
	Sky Ridge Medical Center	HealthONE	3 - Denver	284	Urban	Charges by system until 2019					\$19,525,000	
	St. Anthony Hospital	Centura Health CHI	3 - Denver	237	Urban	\$24,441,894	\$11,441,954	\$13,235,124	\$18,210,771	\$20,393,632	\$24,800,053	
	St. Anthony North Health Campus	Centura Health CHI	3 - Denver	100	Urban	\$10,193,879	\$3,535,371	\$4,160,098	\$3,313,450	\$5,446,624	\$8,225,994	
	St. Joseph Hospital	SCL Health	3 - Denver	400	Urban	\$37,541,654	\$25,302,370	\$17,708,583	\$19,899,544	\$23,922,758	\$26,149,819	
	St. Mary-Corwin Medical Center	Centura Health CHI	7 - Pueblo	408	Urban	\$1,407,572	\$895,797	\$805,204	\$1,285,139	\$1,600,759	\$928,836	
	St. Mary's Hospital & Medical Center, Inc.	SCL Health	5 - Grand Junction	346	Urban	\$12,256,100	\$12,762,459	\$19,181,134	\$17,884,677	\$24,133,536	\$18,018,780	
	Swedish Medical Center	HealthONE	3 - Denver	408	Urban	Charges by system until 2019					\$61,501,000	
	The Medical Center of Aurora	HealthONE	3 - Denver	346	Urban	Charges by system until 2019					\$60,435,000	
	UCHealth Medical Center of the Rockies	UCHealth	4 - Ft. Collins	174	Urban	\$27,472,407	\$13,701,827	\$15,352,249	\$13,752,003	\$17,293,641	\$14,429,055	
	UCHealth Memorial Hospital Central	UCHealth	2 - Colorado Springs	553	Urban	\$45,139,272	\$20,360,348	\$22,900,879	\$26,546,117	\$30,697,797	\$26,829,085	
	UCHealth Poudre Valley Hospital	UCHealth	4 - Ft. Collins	255	Urban	\$20,910,312	\$10,213,467	\$8,509,882	\$8,300,303	\$10,148,702	\$9,192,146	
	UCHealth University of Colorado Hospital	UCHealth	3 - Denver	699	Urban	\$153,118,856	\$82,478,113	\$84,595,109	\$89,071,478	\$90,188,964	\$54,313,274	
	Children's Hospital Colorado Springs	Children's Hospital CO	2 - Colorado Springs	99	Urban	Opened 5/28/2019					\$1,549,470	
	HealthONE System (Charges by system until 2019)	HealthONE			2277	\$111,204,000	\$154,050,001	\$132,633,000	\$143,099,000	\$176,527,000	\$219,685,000	
	Subtotal: Same-Store				9578	\$604,086,675	\$455,380,998	\$424,890,494	\$467,611,612	\$542,037,950	\$594,475,085	
Subtotal				9863	\$604,086,675	\$455,380,998	\$424,890,494	\$470,496,562	\$545,596,969	\$604,557,990		
Total: Same-Store				10560	\$630,171,842	\$475,551,644	\$447,011,558	\$493,795,318	\$567,678,274	\$625,358,451		
Total				11621	\$630,460,227	\$476,225,062	\$448,547,604	\$497,847,974	\$576,514,205	\$648,841,202		

\* These Critical Access Hospitals have a Frontier Designation (are based in any county with less than 6 people/square mile)

Hospital Expenditure Report Detailed Data by Hospital

Inpatient Charges Total											
Size	Hospital	System	DOI	Beds	2014	2015	2016	2017	2018	2019	
Size Classification: Small (25 beds or less)	Animas Surgical Hospital		9 - West	12 Rural						\$34,969,639	
	Aspen Valley Hospital		9 - West	25 CAH						\$24,584,969	
	Banner Fort Collins Medical Center	Banner Health	4 - Ft. Collins	23 Urban	Opened 4/3/2015		\$25,781,857	\$31,593,280	\$36,933,973	\$43,393,798	
	Colorado Canyons Hospital and Medical Center		5 - Grand Junction	25 CAH		\$10,453,603	\$9,896,430	\$8,223,228	\$6,205,142	\$5,804,936	
	East Morgan County Hospital	Banner Health	8 - East	25 CAH	\$10,354,526	\$9,389,130	\$8,480,144	\$8,417,857	\$8,151,792	\$5,804,936	
	Estes Park Health		4 - Ft. Collins	25 CAH	\$10,885,539	\$11,530,059	\$11,014,771	\$11,627,258	\$13,079,371	\$12,088,534	
	Grand River Hospital District		9 - West	25 CAH	\$13,242,381	\$14,182,366	\$13,788,891	\$18,601,900	\$20,772,010	\$21,326,111	
	Gunnison Valley Health		9 - West	24 CAH	\$10,369,807	\$10,150,238	\$12,723,924	\$13,427,563	\$18,985,009	\$14,204,533	
	Haxtun Hospital District		8 - East	25 CAH		\$3,591,748	\$2,574,029	\$3,209,271	\$3,200,926		
	Heart of the Rockies Regional Medical Center		8 - East	25 CAH	\$20,473,016	\$22,314,765	\$23,143,680	\$22,782,800	\$25,652,262	\$26,491,693	
	Keefe Memorial Health Service District		8 - East	25 CAH*						\$521,687	
	Kit Carson County Health Service District		8 - East	19 CAH*	\$1,324,212	\$422,240	\$1,705,690	\$373,316	\$388,161		
	Lincoln Community Hospital		8 - East	15 CAH*						\$2,600,759	
	Melissa Memorial Hospital		8 - East	15 CAH	\$2,311,700	\$2,164,428	\$2,003,403		\$7,329,807	\$4,166,461	
	Memorial Regional Health		9 - West	25 CAH*							
	Middle Park Medical Center - Kremmling		9 - West	23 CAH							
	Mt. San Rafael Hospital		8 - East	25 CAH*	\$12,362,280	\$12,274,209	\$12,091,394	\$11,494,260	\$11,969,055	\$10,424,362	
	Pagosa Springs Medical Center		9 - West	11 CAH							
	Prowers Medical Center		8 - East	25 CAH						\$8,536,106	
	Rangely District Hospital		9 - West	25 CAH*	\$625,402	\$658,423	\$619,772	\$615,885	\$411,828		
	Rio Grande Hospital		8 - East	17 CAH	\$5,319,177	\$5,548,607	\$6,645,010	\$6,304,846	\$6,728,265	\$4,241,343	
	San Luis Valley Health Conejos County Hospital	San Luis Valley	8 - East	17 CAH	\$1,517,624	\$1,554,973	\$2,451,746	\$2,181,249	\$2,098,937		
	Sedgewick County Health Center		8 - East	15 CAH*	\$3,964,423	\$4,192,321	\$3,495,068	\$3,616,111	\$5,053,334	\$2,504,649	
	Southeast Colorado Hospital District		8 - East	23 CAH*	\$6,373,875	\$8,022,475	\$8,426,080	\$7,456,989	\$8,499,378	\$1,894,751	
	Southwest Health System, Inc.		9 - West	25 CAH							
	Spanish Peaks Regional Health Center		8 - East	20 CAH*				\$1,976,710	\$1,964,707	\$2,846,554	
	St. Thomas More Hospital	Centura Health CHI	8 - East	25 CAH	\$49,660,040	\$55,509,721	\$56,049,317	\$60,122,895	\$61,930,327	\$61,584,998	
	St. Vincent General Hospital District		9 - West	25 CAH	\$1,086,384	\$44,383	\$45,102	\$757,810	\$740,695	\$962,910	
	Sterling Regional MedCenter	Banner Health	8 - East	25 Rural	\$22,727,358	\$24,596,679	\$23,576,933	\$24,775,532	\$26,871,500	\$25,754,577	
	UCHealth Grandview Hospital	UCHealth	2 - Colorado Springs	22 Urban	Opened 9/1/2017					\$6,948,802	
	UCHealth Pikes Peak Regional Hospital	UCHealth	2 - Colorado Springs	15 CAH					\$1,692,245	\$7,107,754	
	Welsbrod Memorial County Hospital		8 - East	25 CAH*	\$2,183,361	\$2,240,636	\$2,095,253	\$2,477,225	\$1,796,353	\$185,040	
	Wray Community District Hospital		8 - East	16 CAH*	\$4,806,997	\$4,546,654	\$4,157,024	\$6,380,380	\$8,113,644	\$9,416,485	
	Yuma District Hospital		8 - East	15 CAH*							
Subtotal: Same-Store				337	\$175,326,788	\$186,097,216	\$188,184,337	\$200,154,675	\$220,412,331	\$196,885,102	
Subtotal				727	\$179,588,102	\$203,387,658	\$231,424,567	\$247,819,767	\$287,506,009	\$383,423,891	
Medium (26-90 beds)	Arkansas Valley Regional Medical Center		8 - East	55 CAH	\$24,557,649	\$17,649,553	\$20,981,666	\$22,084,274	\$20,729,642	\$19,358,197	
	Castle Rock Adventist Hospital	Centura Health Adventist	3 - Denver	55 Urban	\$75,121,938	\$116,018,564	\$122,420,186	\$144,988,339	\$168,447,579	\$175,984,554	
	Colorado Plains Medical Center		8 - East	50 Rural	\$47,608,148	\$48,691,873	\$47,829,253	\$48,996,823	\$44,600,143	\$35,101,041	
	Community Hospital		5 - Grand Junction	44 Urban						\$151,309,203	
	Delta County Memorial Hospital		9 - West	49 Rural	\$34,417,378	\$34,332,110	\$34,269,472	\$37,578,802	\$39,961,877	\$39,478,277	
	Mercy Regional Medical Center	Centura Health CHI	9 - West	82 Rural	\$144,538,624	\$179,934,350	\$194,621,196	\$224,183,536	\$241,828,587	\$247,991,902	
	Montrose Memorial Hospital		9 - West	75 Rural						\$75,093,595	
	National Jewish Health		3 - Denver	46 Urban	\$544,423	\$482,648	\$217,286	\$301,577	\$706,185	\$752,595	
	OrthoColorado Hospital	Centura Health CHI	3 - Denver	48 Urban	\$173,091,204	\$192,712,896	\$253,519,945	\$265,773,623	\$281,150,365	\$277,789,106	
	Pioneers Medical Center		9 - West	40 CAH*	\$4,301,834	\$4,774,917	\$8,245,830	\$7,796,727	\$7,907,490	\$11,612,514	
	San Luis Valley Health Regional Medical Center	San Luis Valley	8 - East	49 Rural	\$37,543,443	\$45,022,554	\$44,640,209	\$47,863,799	\$57,920,511		
	St. Anthony Summit Medical Center	Centura Health CHI	9 - West	35 Rural	\$48,765,276	\$50,924,120	\$52,818,083	\$51,223,215	\$64,436,534	\$55,150,386	
	UCHealth Broomfield Hospital	UCHealth	3 - Denver	40 Urban	Opened 9/1/2016				\$2,693,502	\$17,850,728	
	UCHealth Longs Peak Hospital	UCHealth	6 - Greeley	51 Urban	Opened 8/31/2017				\$84,572,334	\$145,903,391	
	UCHealth Yampa Valley Medical Center	UCHealth	9 - West	39 Rural					\$32,414,156	\$47,322,382	
	Vail Health Hospital		9 - West	58 Rural	\$83,581,935	\$77,933,989	\$81,782,040	\$97,871,866	\$99,500,999	\$106,432,079	
	Valley View Hospital		9 - West	78 Rural	\$103,061,199	\$124,116,656	\$147,035,572	\$141,988,826	\$144,044,615	\$159,236,998	
	Subtotal: Same-Store				645	\$777,133,050	\$892,594,230	\$1,008,380,739	\$1,090,261,408	\$1,171,234,127	\$1,128,887,650
	Subtotal				1031	\$777,133,050	\$892,594,230	\$1,008,380,739	\$1,090,261,408	\$1,290,914,119	\$1,568,432,846
Large (91 or more beds)	Avista Adventist Hospital	Centura Health Adventist	1 - Boulder	114 Urban	\$126,689,673	\$146,960,989	\$155,953,547	\$149,449,519	\$171,041,786	\$196,620,923	
	Boulder Community Health		1 - Boulder	167 Urban	\$434,718,777	\$491,664,588	\$539,985,301	\$592,311,253	\$588,027,857	\$633,029,545	
	Children's Hospital Colorado	Children's Hospital CO	3 - Denver	465 Urban	\$1,225,754,398	\$1,242,843,701	\$1,246,257,505	\$1,296,849,095	\$1,494,354,502	\$1,534,249,597	
	Denver Health Medical Center		3 - Denver	555 Urban	\$897,363,609	\$958,921,243	\$920,072,209	\$895,170,546	\$961,950,054	\$998,215,894	
	Good Samaritan Medical Center	SCL Health	1 - Boulder	234 Urban	\$659,330,629	\$690,184,106	\$739,811,407	\$786,703,626	\$774,276,327	\$754,538,146	
	Littleton Adventist Hospital	Centura Health Adventist	3 - Denver	231 Urban	\$521,172,288	\$609,976,500	\$621,249,863	\$635,141,776	\$690,999,729	\$726,094,698	
	Longmont United Hospital	Centura Health CHI	1 - Boulder	186 Urban			\$294,401,719	\$302,920,172	\$398,388,588	\$283,212,267	
	Lutheran Medical Center	SCL Health	3 - Denver	362 Urban	\$690,736,940	\$719,115,229	\$803,992,138	\$875,150,656	\$887,049,179	\$742,336,987	
	McKee Medical Center	Banner Health	4 - Ft. Collins	115 Urban	\$127,037,719	\$122,884,476	\$116,105,224	\$118,821,496	\$128,327,471	\$116,127,501	
	North Colorado Medical Center	Banner Health	6 - Greeley	378 Urban	\$500,632,857	\$496,765,418	\$492,664,622	\$545,606,752	\$542,281,640	\$567,707,567	
	North Suburban Medical Center	HealthONE	3 - Denver	157 Urban	Charges by system until 2019					\$771,605,000	
	Parker Adventist Hospital	Centura Health Adventist	3 - Denver	170 Urban	\$388,307,128	\$476,892,956	\$528,711,913	\$517,714,328	\$554,688,353	\$573,683,836	
	Parkview Medical Center		7 - Pueblo	350 Urban	\$710,152,924	\$770,245,234	\$872,778,593	\$944,439,323	\$1,021,019,083	\$1,146,105,885	
	Penrose-St. Francis Health Services	Centura Health CHI	2 - Colorado Springs	522 Urban	\$1,026,846,102	\$1,176,416,623	\$1,217,045,622	\$1,328,495,010	\$1,510,192,733	\$1,681,791,964	
	Platte Valley Medical Center	SCL Health	3 - Denver	98 Urban	\$101,263,101	\$91,458,020	\$115,313,683	\$129,825,875	\$128,046,269	\$121,180,338	
	Porter Adventist Hospital	Centura Health Adventist	3 - Denver	368 Urban	\$670,012,583	\$773,484,896	\$774,721,769	\$774,949,158	\$804,909,404	\$752,391,420	
	Presbyterian/St. Luke's Medical Center	HealthONE	3 - Denver	680 Urban	Charges by system until 2019					\$2,416,931,000	
	Rose Medical Center	HealthONE	3 - Denver	402 Urban	Charges by system until 2019					\$1,149,137,000	
	Sky Ridge Medical Center	HealthONE	3 - Denver	284 Urban	Charges by system until 2019					\$2,021,736,000	
	St. Anthony Hospital	Centura Health CHI	3 - Denver	237 Urban	\$845,759,896	\$996,079,295	\$1,045,232,286	\$1,037,326,132	\$1,038,013,709	\$1,097,162,949	
	St. Anthony North Health Campus	Centura Health CHI	3 - Denver	100 Urban	\$260,141,068	\$270,492,024	\$269,526,123	\$246,513,049	\$273,545,591	\$341,263,909	
	St. Joseph Hospital	SCL Health	3 - Denver	400 Urban	\$1,133,520,217	\$1,268,333,855	\$1,377,058,068	\$1,533,879,845	\$1,544,402,314	\$1,605,065,391	
	St. Mary-Corwin Medical Center	Centura Health CHI	7 - Pueblo	408 Urban	\$252,568,180	\$281,426,147	\$306,944,924	\$345,048,785	\$307,357,422	\$348,478,362	
	St. Mary's Hospital & Medical Center, Inc.	SCL Health	5 - Grand Junction	346 Urban	\$608,363,253	\$634,343,123	\$672,561,738	\$680,216,321	\$712,391,209	\$727,451,557	
	Swedish Medical Center	HealthONE	3 - Denver	408 Urban	Charges by system until 2019					\$2,989,701,000	
	The Medical Center of Aurora	HealthONE	3 - Denver	346 Urban	Charges by system until 2019					\$1,726,432,000	
	UCHealth Medical Center of the Rockies	UCHealth	4 - Ft. Collins	174 Urban	\$509,137,597	\$569,804,677	\$620,324,983	\$685,686,165	\$753,974,594	\$826,880,116	
	UCHealth Memorial Hospital Central	UCHealth	2 - Colorado Springs	553 Urban	\$889,801,963	\$994,967,046	\$1,214,262,101	\$1,433,776,149	\$1,672,639,383	\$1,841,018,666	
	UCHealth Poudre Valley Hospital	UCHealth	4 - Ft. Collins	255 Urban	\$500,964,743	\$549,305,453	\$537,846,032	\$597,354,380	\$631,454,201	\$671,001,074	
	UCHealth University of Colorado Hospital	UCHealth	3 - Denver	699 Urban	\$2,409,901,209	\$2,680,938,996	\$3,004,766,796	\$3,360,640,264	\$3,815,994,788	\$4,110,816,903	
	Children's Hospital Colorado Springs	Children's Hospital CO	2 - Colorado Springs	99 Urban	Opened 5/28/2019					\$170,036,310	
	HealthONE System (Charges by system until 2019)	HealthONE			2277	\$6,558,785,000	\$7,249,556,999	\$8,186,624,000	\$9,294,034,000	\$10,226,181,000	\$11,075,542,000
	Subtotal: Same-Store				9578	\$22,048,961,857	\$24,263,061,594	\$26,379,810,446	\$28,805,103,503	\$33,233,118,597	\$32,978,755,227
	Subtotal				9863	\$22,048,961,857	\$24,263,061,594	\$26,379,810,446	\$29,108,023,675	\$33,522,507,186	\$33,432,003,803
Total: Same-Store				10560	\$23,001,421,695	\$25,341,753,040	\$27,576,375,522	\$30,095,519,585	\$32,624,765,056	\$34,304,527,979	
Total				11621	\$23,005,683,009	\$25,359,043,482	\$27,914,017,471	\$30,446,104,849	\$33,100,927,314	\$35,383,860,541	

\* These Critical Access Hospitals have a Frontier Designation (are based in any county with less than 6 people/square mile)

Hospital Expenditure Report Detailed Data by Hospital

Interest Expense											
Size	Hospital	System	DOI	Beds	2014	2015	2016	2017	2018	2019	
Small (25 beds or less)	Animas Surgical Hospital		9 - West	12	Rural						\$304,409
	Aspen Valley Hospital		9 - West	25	CAH						\$1,926,626
	Banner Fort Collins Medical Center	Banner Health	4 - Ft. Collins	23	Urban	Opened 4/3/2015		\$3,669,996	\$3,082,056	\$2,714,964	\$2,708,901
	Colorado Canyons Hospital and Medical Center		5 - Grand Junction	25	CAH		\$2,108,120	\$2,000,565	\$2,084,397	\$4,054,270	\$2,077,314
	East Morgan County Hospital	Banner Health	8 - East	25	CAH						
	Estes Park Health		4 - Ft. Collins	25	CAH	\$42,001	\$32,346	\$504,914	\$432,886	\$409,377	\$395,453
	Grand River Hospital District		9 - West	25	CAH	\$1,048	\$281,463	\$308,070	\$170,448		\$441,581
	Gunnison Valley Health		9 - West	24	CAH	\$403,290	\$374,243	\$329,296	\$276,539	\$194,244	\$219,755
	Haxtun Hospital District		8 - East	25	CAH		\$24,742	\$33,461	\$31,244	\$31,869	
	Heart of the Rockies Regional Medical Center		8 - East	25	CAH	\$1,458,827	\$1,398,141	\$1,205,072	\$684,795	\$732,597	\$924,593
	Keefe Memorial Health Service District		8 - East	25	CAH*						\$8,178
	Kit Carson County Health Service District		8 - East	19	CAH*	\$816,319	\$815,795		\$728,612	\$724,702	
	Lincoln Community Hospital		8 - East	15	CAH*						\$134,166
	Melissa Memorial Hospital		8 - East	15	CAH	\$538,617	\$551,400	\$564,167		\$477,318	
	Memorial Regional Health		9 - West	25	CAH*						
	Middle Park Medical Center - Kremmling		9 - West	23	CAH						
	Mt. San Rafael Hospital		8 - East	25	CAH*	\$103,882	\$111,596	\$77,226	\$80,515	\$140,704	
	Pagosa Springs Medical Center		9 - West	11	CAH						\$1,094,344
	Prowers Medical Center		8 - East	25	CAH						
	Rangely District Hospital		9 - West	25	CAH*	\$1,757,178	\$1,688,118	\$1,604,191	\$1,530,829	\$1,435,129	
	Rio Grande Hospital		8 - East	17	CAH	\$342,084	\$315,292	\$313,343	\$389,975	\$688,257	\$652,755
	San Luis Valley Health Conejos County Hospital	San Luis Valley	8 - East	17	CAH	\$18,716	\$10,926	\$1,614	\$3,850	\$2,972	\$2,085
	Sedgwick County Health Center		8 - East	15	CAH*	\$84,161	\$80,929	\$64,438	\$71,928	\$75,624	\$48,396
	Southeast Colorado Hospital District		8 - East	23	CAH*	\$25,961	\$14,319	\$41,861	\$4,572	\$76,374	\$74,775
	Southwest Health System, Inc.		9 - West	25	CAH						
	Spanish Peaks Regional Health Center		8 - East	20	CAH*						\$115,444
	St. Thomas More Hospital	Centura Health CHI	8 - East	25	CAH	\$264,285	\$259,352	\$218,407	\$223,311	\$207,756	\$198,181
	St. Vincent General Hospital District		9 - West	25	CAH	\$211,842	\$218,099	\$149,337	\$107,957	\$53,837	\$14,944
	Sterling Regional MedCenter	Banner Health	8 - East	25	Rural	\$891,744	\$722,558	\$999,966	\$905,988	\$813,449	\$853,913
	UCHealth Grandview Hospital	UCHealth	2 - Colorado Springs	22	Urban	Opened 1/1/2017					\$272,993
	UCHealth Pikes Peak Regional Hospital	UCHealth	2 - Colorado Springs	15	CAH						\$247,402
	Weisbrod Memorial County Hospital		8 - East	25	CAH*	\$20,322	\$47,028	\$14,588	\$5,936	\$5,438	
Wray Community District Hospital		8 - East	16	CAH*	\$3,201	\$105	\$11,612	\$27,433	\$29,760	\$39,710	
Yuma District Hospital		8 - East	15	CAH*							
Subtotal: Same-Store				337	\$3,871,364	\$3,866,396	\$4,239,743	\$3,386,133	\$3,430,389	\$3,866,141	
Subtotal				727	\$6,983,478	\$9,054,571	\$12,112,124	\$10,843,271	\$12,868,641	\$12,755,918	
Medium (26-90 beds)	Arkansas Valley Regional Medical Center		8 - East	55	CAH	\$17,437		\$42,122	\$80,771	\$48,727	\$38,005
	Castle Rock Adventist Hospital	Centura Health Adventist	3 - Denver	55	Urban	-\$191,046			\$254,234	\$294,437	\$315,496
	Colorado Plains Medical Center		8 - East	50	Rural	\$51,821	\$48,268				
	Community Hospital		5 - Grand Junction	44	Urban						\$5,745,420
	Delta County Memorial Hospital		9 - West	49	Rural	\$726,588	\$677,873	\$628,318	\$579,056	\$558,415	\$519,238
	Mercy Regional Medical Center	Centura Health CHI	9 - West	82	Rural	\$814,044	\$792,714	\$604,061	\$625,670	\$589,368	\$565,661
	Montrose Memorial Hospital		9 - West	75	Rural						\$848,098
	National Jewish Health		3 - Denver	46	Urban	\$1,966,722	\$1,833,172	\$1,713,532	\$1,715,340	\$1,782,227	\$1,649,115
	OrthoColorado Hospital	Centura Health CHI	3 - Denver	48	Urban	\$5,655,628	\$5,682,755	\$5,781,580	\$5,912,872	\$5,958,508	\$5,996,201
	Pioneers Medical Center		9 - West	40	CAH*		\$661,742	\$1,164,009	\$1,086,244	\$1,009,363	\$1,358,323
	San Luis Valley Health Regional Medical Center	San Luis Valley	8 - East	49	Rural	\$602,367	\$582,674	\$130,513	\$666,141	\$862,501	\$858,724
	St. Anthony Summit Medical Center	Centura Health CHI	9 - West	35	Rural	\$450,698	\$439,759	\$372,611	\$375,676	\$351,902	\$344,177
	UCHealth Broomfield Hospital	UCHealth	3 - Denver	40	Urban	Opened 9/1/2016				\$8,660	\$237,921
	UCHealth Longs Peak Hospital	UCHealth	6 - Greeley	51	Urban	Opened 8/31/2017				\$5,036,430	\$6,398,293
	UCHealth Yampa Valley Medical Center	UCHealth	9 - West	39	Rural			\$111,434	\$1,765,484	\$21,550	-\$19,669
	Vail Health Hospital		9 - West	58	Rural	\$750,338	\$400,583	\$153,534	\$1,085,620	\$1,497,837	\$1,566,912
	Valley View Hospital		9 - West	78	Rural	\$5,485,330	\$5,648,319	\$6,036,765	\$5,591,518	\$5,723,922	\$5,841,872
	Subtotal: Same-Store				645	\$16,329,927	\$16,779,997	\$16,627,045	\$17,973,142	\$18,677,208	\$19,053,725
	Subtotal				1031	\$16,329,927	\$16,779,997	\$16,738,478	\$20,795,298	\$26,310,870	\$35,254,858
	Large (91 or more beds)	Avista Adventist Hospital	Centura Health Adventist	1 - Boulder	114	Urban	\$1,789,676	\$1,709,904	\$1,493,132	\$1,347,799	\$1,200,279
Boulder Community Health			1 - Boulder	167	Urban	\$2,182,552	\$4,188,663	\$4,298,799	\$4,479,747	\$3,963,633	\$4,270,799
Children's Hospital Colorado		Children's Hospital CO	3 - Denver	465	Urban	\$21,979,670	\$21,207,033	\$21,499,206	\$18,324,967	\$18,607,589	\$16,172,511
Denver Health Medical Center			3 - Denver	555	Urban	\$15,018,529	\$16,106,578	\$15,408,986	\$14,389,229	\$15,205,031	\$15,829,393
Good Samaritan Medical Center		SCL Health	1 - Boulder	234	Urban	\$6,870,990	\$7,141,183	\$6,870,922	\$6,589,475	\$6,291,058	\$5,939,525
Littleton Adventist Hospital		Centura Health Adventist	3 - Denver	231	Urban	\$5,072,998	\$4,772,310	\$3,727,898	\$3,763,958	\$3,029,285	\$3,493,612
Longmont United Hospital		Centura Health CHI	1 - Boulder	186	Urban		\$3,966,068	\$3,551,115	\$3,518,830	\$3,517,979	
Lutheran Medical Center		SCL Health	3 - Denver	362	Urban	\$2,662,522	\$2,689,577	\$2,714,455	\$2,845,756	\$3,093,253	\$3,083,150
McKee Medical Center		Banner Health	4 - Ft. Collins	115	Urban	\$3,395,412	\$3,272,244	\$3,505,265	\$2,786,291	\$2,561,179	\$2,826,812
North Colorado Medical Center		Banner Health	6 - Greeley	378	Urban	\$12,841,659	\$32,655,457	\$18,500,638	\$6,486,228	\$12,915,922	\$5,206,870
North Suburban Medical Center		HealthONE	3 - Denver	157	Urban	Charges by system until 2019					\$55,000
Parker Adventist Hospital		Centura Health Adventist	3 - Denver	170	Urban	\$2,433,230	\$2,193,748	\$1,428,072	\$2,203,686	\$2,157,936	\$2,184,659
Parkview Medical Center			7 - Pueblo	350	Urban	\$4,562,000	\$3,900,000	\$4,502,454	\$4,414,892	\$4,004,633	\$4,743,000
Penrose-St. Francis Health Services		Centura Health CHI	2 - Colorado Springs	522	Urban	\$5,388,161	\$4,519,419	\$4,962,534	\$4,949,465	\$4,684,726	\$4,574,936
Platte Valley Medical Center		SCL Health	3 - Denver	98	Urban	\$3,936,258	\$3,772,401	\$2,544,617	\$2,688,250	\$2,440,888	\$2,391,840
Porter Adventist Hospital		Centura Health Adventist	3 - Denver	368	Urban	\$6,072,610	\$5,585,420	\$4,877,195	\$4,403,723	\$3,582,270	\$3,972,135
Presbyterian/St. Luke's Medical Center		HealthONE	3 - Denver	680	Urban	Charges by system until 2019					\$98,000
Rose Medical Center		HealthONE	3 - Denver	402	Urban	Charges by system until 2019					\$35,000
Sky Ridge Medical Center		HealthONE	3 - Denver	284	Urban	Charges by system until 2019					\$168,000
St. Anthony Hospital		Centura Health CHI	3 - Denver	237	Urban	-\$1,251,797	-\$1,462,185	-\$2,722,319	-\$2,800,183	-\$3,056,717	-\$3,199,687
St. Anthony North Health Campus		Centura Health CHI	3 - Denver	100	Urban	\$451,263	-\$1,235,958	\$3,302,012	\$2,997,634	\$2,929,348	\$2,871,190
St. Joseph Hospital		SCL Health	3 - Denver	400	Urban	\$2,276,842	\$12,347,298	\$12,056,361	\$11,746,400	\$11,418,783	\$11,081,789
St. Mary-Corwin Medical Center		Centura Health CHI	7 - Pueblo	408	Urban	\$797,225	\$774,809	\$629,079	\$651,090	\$624,781	\$567,937
St. Mary's Hospital & Medical Center, Inc.		SCL Health	5 - Grand Junction	346	Urban	\$1,233,762	\$1,016,293	\$789,550	\$554,578	\$300,173	\$56,509
Swedish Medical Center		HealthONE	3 - Denver	408	Urban	Charges by system until 2019					\$482,000
The Medical Center of Aurora		HealthONE	3 - Denver	346	Urban	Charges by system until 2019					\$96,000
UCHealth Medical Center of the Rockies		UCHealth	4 - Ft. Collins	174	Urban	\$8,712,412	\$8,600,769	\$8,300,400	\$8,418,243	\$9,092,628	\$6,234,794
UCHealth Memorial Hospital Central		UCHealth	2 - Colorado Springs	553	Urban	\$15,323,071	\$15,212,229	\$14,483,555	\$15,430,079	\$14,664,984	\$11,136,858
UCHealth Poudre Valley Hospital		UCHealth	4 - Ft. Collins	255	Urban	\$10,360,874	\$7,289,907	\$4,538,424	\$5,320,511	\$5,687,626	\$4,156,351
UCHealth University of Colorado Hospital		UCHealth	3 - Denver	699	Urban	\$32,448,111	\$32,752,805	\$28,990,250	\$35,419,742	\$42,709,067	\$49,373,931
Children's Hospital Colorado Springs		Children's Hospital CO	2 - Colorado Springs	99	Urban	Opened 5/28/2019					\$2,531,988
HealthONE System (Charges by system until 2019)		HealthONE			2277	\$18,582,000	\$2,034,000	\$1,581,000	\$2,381,000	\$2,191,000	\$934,000
Subtotal: Same-Store					9578	\$183,690,028	\$191,043,903	\$168,282,485	\$159,792,560	\$170,299,356	\$159,144,833
Subtotal				9863	\$183,690,028	\$191,043,903	\$172,248,553	\$163,343,675	\$173,818,186	\$165,194,800	
Total: Same-Store				10560	\$203,891,319	\$211,690,296	\$189,149,273	\$181,151,835	\$192,406,952	\$182,064,699	
Total				11621	\$207,003,433	\$216,878,471	\$201,099,155	\$194,982,244	\$212,997,697	\$213,205,576	

\* These Critical Access Hospitals have a Frontier Designation (are based in any county with less than 6 people/square mile)

Hospital Expenditure Report Detailed Data by Hospital

Net Patient Revenue											
Size	Hospital	System	DOI	Beds	2014	2015	2016	2017	2018	2019	
Size Classification: Small (25 beds or less)	Animas Surgical Hospital		9 - West	12 Rural						\$34,213,886	
	Aspen Valley Hospital		9 - West	25 CAH						\$91,668,876	
	Banner Fort Collins Medical Center	Banner Health	4 - Ft. Collins	23 Urban	Opened 4/3/2015					\$46,913,152	
	Colorado Canyons Hospital and Medical Center		5 - Grand Junction	25 CAH		\$36,547,883	\$35,128,976	\$38,832,918	\$40,315,850	\$57,214,704	
	East Morgan County Hospital	Banner Health	8 - East	25 CAH		\$24,900,084	\$28,135,026	\$29,454,386	\$29,805,271	\$33,920,310	
	Estes Park Health		4 - Ft. Collins	25 CAH		\$28,689,415	\$33,240,525	\$30,949,206	\$34,334,366	\$48,449,293	
	Grand River Hospital District		9 - West	25 CAH		\$36,930,608	\$43,125,627	\$44,214,126	\$45,372,384	\$47,946,323	
	Gunnison Valley Health		9 - West	24 CAH		\$30,668,533	\$31,162,333	\$35,849,577	\$37,144,728	\$49,672,618	
	Haxtun Hospital District		8 - East	25 CAH			\$8,053,499	\$8,645,965	\$8,829,520	\$7,745,465	
	Heart of the Rockies Regional Medical Center		8 - East	25 CAH		\$43,651,402	\$50,644,811	\$59,501,482	\$64,971,681	\$76,203,308	
	Keefe Memorial Health Service District		8 - East	25 CAH*							
	Kit Carson County Health Service District		8 - East	19 CAH*		\$9,548,879	\$9,989,438	\$10,627,237	\$9,079,240	\$8,227,459	
	Lincoln Community Hospital		8 - East	15 CAH*							
	Melissa Memorial Hospital		8 - East	15 CAH		\$11,227,388	\$10,594,176	\$9,960,906		\$13,853,381	
	Memorial Regional Health		9 - West	25 CAH*							
	Middle Park Medical Center - Kremmling		9 - West	23 CAH							
	Mt. San Rafael Hospital		8 - East	25 CAH*		\$23,523,361	\$29,697,759	\$29,537,285	\$30,145,060	\$33,500,834	
	Pagosa Springs Medical Center		9 - West	11 CAH							
	Prowers Medical Center		8 - East	25 CAH							
	Rangely District Hospital		9 - West	25 CAH*		\$5,143,813	\$6,984,666	\$6,481,383	\$5,539,909	\$6,508,003	
	Rio Grande Hospital		8 - East	17 CAH		\$13,846,599	\$15,053,379	\$15,633,059	\$17,181,448	\$19,425,138	
	San Luis Valley Health Conejos County Hospital	San Luis Valley	8 - East	17 CAH		\$9,250,301	\$10,591,555	\$9,415,022	\$9,345,986	\$11,434,562	
	Sedgewick County Health Center		8 - East	15 CAH*		\$8,924,688	\$10,545,796	\$9,288,968	\$9,090,791	\$10,194,696	
	Southeast Colorado Hospital District		8 - East	23 CAH*		\$12,601,912	\$13,770,155	\$14,006,579	\$13,735,644	\$16,062,895	
	Southwest Health System, Inc.		9 - West	25 CAH							
	Spanish Peaks Regional Health Center		8 - East	20 CAH*					-\$143,976,390	\$11,839,399	
	St. Thomas More Hospital		8 - East	25 CAH		\$51,870,837	\$59,788,961	\$64,434,795	\$69,106,665	\$67,520,713	
	St. Vincent General Hospital District		9 - West	25 CAH		\$8,650,285	\$4,732,863	\$5,206,970	\$5,757,218	\$7,001,543	
	Sterling Regional MedCenter	Banner Health	8 - East	25 Rural		\$47,629,531	\$51,352,867	\$49,609,231	\$55,017,990	\$59,510,335	
	UCHealth Grandview Hospital	UCHealth	2 - Colorado Springs	22 Urban	Opened 9/1/2017						
	UCHealth Pikes Peak Regional Hospital	UCHealth	2 - Colorado Springs	15 CAH						\$4,535,130	
	Welsbrod Memorial County Hospital		8 - East	25 CAH*		\$4,181,678	\$4,187,914	\$3,338,992	\$4,116,459	\$4,189,952	
	Wray Community District Hospital		8 - East	16 CAH*		\$10,302,845	\$15,002,623	\$14,444,356	\$17,994,063	\$19,766,924	
	Yuma District Hospital		8 - East	15 CAH*							
	Subtotal: Same-Store				337	\$355,622,279	\$401,032,193	\$414,884,033	\$443,119,754	\$504,799,445	\$534,595,782
	Subtotal				727	\$381,542,359	\$473,201,856	\$518,769,633	\$594,941,667	\$655,388,668	\$936,265,588
Medium (26-90 beds)	Arkansas Valley Regional Medical Center		8 - East	55 CAH	\$30,607,453	\$24,203,940	\$26,624,319	\$25,026,769	\$21,065,328	\$35,606,456	
	Castle Rock Adventist Hospital	Centura Health Adventist	3 - Denver	55 Urban	\$52,067,588	\$71,973,375	\$77,647,781	\$98,138,132	\$109,865,268	\$121,889,564	
	Colorado Plains Medical Center		8 - East	50 Rural	\$56,522,287	\$58,740,233	\$61,842,999	\$56,676,998	\$54,566,999	\$42,142,338	
	Community Hospital		5 - Grand Junction	44 Urban						\$179,830,784	
	Delta County Memorial Hospital		9 - West	49 Rural	\$63,836,093	\$68,450,891	\$68,352,193	\$74,692,783	\$81,284,772	\$83,963,812	
	Mercy Regional Medical Center	Centura Health CHI	9 - West	82 Rural	\$152,034,949	\$177,157,227	\$202,484,136	\$226,920,518	\$245,940,984	\$240,987,586	
	Montrose Memorial Hospital		9 - West	75 Rural						\$118,371,509	
	National Jewish Health		3 - Denver	46 Urban	\$67,444,625	\$73,430,276	\$99,007,206	\$96,992,138	\$97,805,859	\$102,664,286	
	OrthoColorado Hospital	Centura Health CHI	3 - Denver	48 Urban	\$53,634,306	\$60,553,223	\$76,540,326	\$82,698,558	\$90,376,794	\$93,844,580	
	Pioneers Medical Center		9 - West	40 CAH*	\$11,630,273	\$12,308,999	\$18,174,700	\$19,247,515	\$15,500,399	\$19,331,205	
	San Luis Valley Health Regional Medical Center	San Luis Valley	8 - East	49 Rural	\$55,940,271	\$62,211,469	\$68,667,794	\$74,159,896	\$82,082,481	\$96,003,317	
	St. Anthony Summit Medical Center	Centura Health CHI	9 - West	35 Rural	\$64,816,334	\$71,661,886	\$85,428,119	\$100,441,005	\$118,058,939	\$121,814,852	
	UCHealth Broomfield Hospital	UCHealth	3 - Denver	40 Urban	Opened 9/1/2016					\$30,541,077	
	UCHealth Longs Peak Hospital	UCHealth	6 - Greeley	51 Urban	Opened 8/31/2017					\$48,602,877	
	UCHealth Yampa Valley Medical Center	UCHealth	9 - West	39 Rural						\$79,868,229	
	Vail Health Hospital		9 - West	58 Rural	\$143,977,305	\$145,165,929	\$146,519,236	\$165,304,979	\$184,860,396	\$188,137,058	
	Valley View Hospital		9 - West	78 Rural	\$174,654,805	\$201,719,114	\$224,803,352	\$220,913,142	\$234,194,668	\$246,313,508	
	Subtotal: Same-Store				645	\$927,166,288	\$1,027,576,561	\$1,156,092,161	\$1,232,562,432	\$1,335,602,887	\$1,392,498,562
	Subtotal				1031	\$927,166,288	\$1,027,576,561	\$1,156,092,161	\$1,232,562,432	\$1,494,615,070	\$1,908,370,839
	Large (91 or more beds)	Avista Adventist Hospital	Centura Health Adventist	1 - Boulder	114 Urban	\$88,806,713	\$93,714,731	\$105,355,798	\$104,745,107	\$121,954,268	\$158,924,460
		Boulder Community Health		1 - Boulder	167 Urban	\$270,423,778	\$290,821,878	\$312,181,859	\$309,853,009	\$310,983,770	\$346,545,593
Children's Hospital Colorado		Children's Hospital CO	3 - Denver	465 Urban	\$864,770,382	\$908,163,373	\$911,886,368	\$960,772,037	\$1,102,847,373	\$1,289,945,143	
Denver Health Medical Center			3 - Denver	555 Urban	\$597,208,458	\$675,985,140	\$706,546,492	\$763,391,747	\$781,021,476	\$789,248,542	
Good Samaritan Medical Center		SCL Health	1 - Boulder	234 Urban	\$262,973,196	\$281,238,597	\$297,456,827	\$324,552,731	\$324,052,721	\$288,155,059	
Littleton Adventist Hospital		Centura Health Adventist	3 - Denver	231 Urban	\$257,686,366	\$266,620,007	\$271,505,551	\$285,674,670	\$294,539,816	\$310,195,303	
Longmont United Hospital		Centura Health CHI	1 - Boulder	186 Urban			\$171,803,319	\$178,805,872	\$184,800,188	\$144,299,405	
Lutheran Medical Center		SCL Health	3 - Denver	362 Urban	\$317,332,185	\$337,103,411	\$349,016,455	\$371,665,245	\$373,782,636	\$344,260,642	
McKee Medical Center		Banner Health	4 - Ft. Collins	115 Urban	\$140,274,414	\$138,027,079	\$140,484,083	\$134,641,213	\$136,883,178	\$138,711,752	
North Colorado Medical Center		Banner Health	6 - Greeley	378 Urban	\$353,624,751	\$340,955,983	\$354,308,500	\$360,684,173	\$377,383,938	\$370,360,928	
North Suburban Medical Center		HealthONE	3 - Denver	157 Urban	Charges by system until 2019					\$171,936,000	
Parker Adventist Hospital		Centura Health Adventist	3 - Denver	170 Urban	\$197,201,161	\$231,729,832	\$261,245,804	\$279,039,461	\$301,268,087	\$312,227,787	
Parkview Medical Center			7 - Pueblo	350 Urban	\$288,804,916	\$303,330,574	\$348,568,105	\$362,995,114	\$387,879,500	\$341,045,989	
Penrose-St. Francis Health Services		Centura Health CHI	2 - Colorado Springs	522 Urban	\$464,066,247	\$518,701,489	\$572,727,333	\$617,350,066	\$655,066,523	\$715,791,152	
Platte Valley Medical Center		SCL Health	3 - Denver	98 Urban	\$98,420,557	\$104,892,477	\$105,762,457	\$114,719,649	\$121,681,009	\$133,971,858	
Porter Adventist Hospital		Centura Health Adventist	3 - Denver	368 Urban	\$276,746,529	\$310,722,489	\$314,135,220	\$318,073,182	\$311,572,483	\$300,126,530	
Presbyterian/St. Luke's Medical Center		HealthONE	3 - Denver	680 Urban	Charges by system until 2019					\$579,585,000	
Rose Medical Center		HealthONE	3 - Denver	402 Urban	Charges by system until 2019					\$325,816,000	
Sky Ridge Medical Center		HealthONE	3 - Denver	284 Urban	Charges by system until 2019					\$517,854,000	
St. Anthony Hospital		Centura Health CHI	3 - Denver	237 Urban	\$353,899,753	\$385,843,392	\$413,256,855	\$426,006,882	\$420,944,799	\$425,351,186	
St. Anthony North Health Campus		Centura Health CHI	3 - Denver	100 Urban	\$134,031,611	\$130,987,752	\$158,576,032	\$170,964,599	\$170,682,815	\$201,682,094	
St. Joseph Hospital		SCL Health	3 - Denver	400 Urban	\$456,768,969	\$482,942,380	\$520,647,127	\$552,395,270	\$571,385,015	\$566,455,593	
St. Mary-Corwin Medical Center		Centura Health CHI	7 - Pueblo	408 Urban	\$164,713,092	\$169,263,751	\$179,041,094	\$187,369,251	\$165,843,641	\$125,111,845	
St. Mary's Hospital & Medical Center, Inc.		SCL Health	5 - Grand Junction	346 Urban	\$395,536,168	\$418,323,586	\$423,714,539	\$425,196,577	\$428,590,754	\$405,279,696	
Swedish Medical Center		HealthONE	3 - Denver	408 Urban	Charges by system until 2019					\$603,985,000	
The Medical Center of Aurora		HealthONE	3 - Denver	346 Urban	Charges by system until 2019					\$361,955,000	
UCHealth Medical Center of the Rockies		UCHealth	4 - Ft. Collins	174 Urban	\$342,816,689	\$403,497,822	\$423,942,697	\$460,443,738	\$521,708,123	\$567,602,232	
UCHealth Memorial Hospital Central		UCHealth	2 - Colorado Springs	553 Urban	\$550,297,659	\$612,083,933	\$693,797,296	\$781,425,389	\$893,217,865	\$918,404,620	
UCHealth Poudre Valley Hospital		UCHealth	4 - Ft. Collins	255 Urban	\$441,340,021	\$480,432,955	\$523,910,492	\$589,282,380	\$631,468,133	\$681,034,151	
UCHealth University of Colorado Hospital		UCHealth	3 - Denver	699 Urban	\$1,144,523,346	\$1,323,476,673	\$1,457,674,657	\$1,623,587,700	\$1,873,879,465	\$2,133,119,667	
Children's Hospital Colorado Springs		Children's Hospital CO	2 - Colorado Springs	99 Urban	Opened 5/28/2019					\$77,998,914	
HealthONE System (Charges by system until 2019)		HealthONE			2277	\$2,353,530,000	\$2,448,475,004	\$2,587,199,000	\$2,743,136,000	\$2,943,475,000	\$2,561,131,000
Subtotal: Same-Store					9578	\$10,815,796,958	\$11,657,334,307	\$12,432,940,640	\$13,259,411,392	\$14,222,112,387	\$14,263,682,821
Subtotal					9863	\$10,815,796,958	\$11,657,334,307	\$12,404,743,959	\$13,438,217,264	\$14,367,292,575	\$14,485,981,140
Total: Same-Store					10560	\$12,098,585,525	\$13,085,943,062	\$14,003,916,834	\$14,935,093,579	\$16,062,514,720	\$16,190,717,165
Total					11621	\$12,124,505,605	\$13,158,112,724	\$14,279,605,753	\$15,065,721,364	\$16,517,296,313	\$17,330,617,567

\* These Critical Access Hospitals have a Frontier Designation (are based in any county with less than 6 people/square mile)

Outpatient Visits											
Size	Hospital	System	DOI	Beds	2014	2015	2016	2017	2018	2019	
Size Classification: Small (25 beds or less)	Animas Surgical Hospital		9 - West	12 Rural							520,279
	Aspen Valley Hospital		9 - West	25 CAH							47348
	Banner Fort Collins Medical Center	Banner Health	4 - Ft. Collins	23 Urban	Opened 4/3/2015						
	Colorado Canyons Hospital and Medical Center		5 - Grand Junction	25 CAH		52247	52971	42430	44537	50563	37087
	East Morgan County Hospital	Banner Health	8 - East	25 CAH	78655	80014	78897	85598	96356	102010	
	Estes Park Health		4 - Ft. Collins	25 CAH							123843
	Grand River Hospital District		9 - West	25 CAH	42955	46542	50772	53483	51875	55207	
	Gunnison Valley Health		9 - West	24 CAH	39779	42186	46701	48290	54506	55207	
	Haxtun Hospital District		8 - East	25 CAH		24961	28931	28342	31752		
	Heart of the Rockies Regional Medical Center		8 - East	25 CAH	54606	66366	77547	85866	92729	103507	
	Keefe Memorial Health Service District		8 - East	25 CAH*							770
	Kit Carson County Health Service District		8 - East	19 CAH*							
	Lincoln Community Hospital		8 - East	15 CAH*							
	Melissa Memorial Hospital		8 - East	15 CAH	11078	12236	13007		22934	13498	
	Memorial Regional Health		9 - West	25 CAH*							
	Middle Park Medical Center - Kremmling		9 - West	23 CAH							
	Mt. San Rafael Hospital		8 - East	25 CAH*	39941	37866	37114	40014	40739	42553	
	Pagosa Springs Medical Center		9 - West	11 CAH							66546
	Prowers Medical Center		8 - East	25 CAH							12895
	Rangely District Hospital		9 - West	25 CAH*	14331	14525	15765	14659	11329		
	Rio Grande Hospital		8 - East	17 CAH	42485	44293	48435	51055	50743	56520	
	San Luis Valley Health Conejos County Hospital	San Luis Valley	8 - East	17 CAH	19062	22415	8200	7990	7978	7839	
	Sedgwick County Health Center		8 - East	15 CAH*	7302	7536	7398	7186	6322	6191	
	Southeast Colorado Hospital District		8 - East	23 CAH*	42912	42239	46386	40771	46165	46116	
	Southwest Health System, Inc.		9 - West	25 CAH							
	Spanish Peaks Regional Health Center		8 - East	20 CAH*				16765	17729	17430	
	St. Thomas More Hospital	Centura Health CHI	8 - East	25 CAH	72341	91143	102273	105091	107249	113330	
	St. Vincent General Hospital District		9 - West	25 CAH	6938	5383	5128	5508	6190	7858	
	Sterling Regional MedCenter	Banner Health	8 - East	25 Rural	115733	82400	93602	143392	117005	119205	
	UCHealth Grandview Hospital	UCHealth	2 - Colorado Springs	22 Urban	Opened 1/1/2017		11796	28403	45287	12472	
	UCHealth Pikes Peak Regional Hospital	UCHealth	2 - Colorado Springs	15 CAH					16936	16468	
	Weisbrod Memorial County Hospital		8 - East	25 CAH*	8490	8048	7195	6391	8297	10096	
	Wray Community District Hospital		8 - East	16 CAH*	9773	9346	11804	8809	9082	10271	
	Yuma District Hospital		8 - East	15 CAH*							
	Subtotal: Same-Store				337	580972	585777	621452	689444	695236	813128
Subtotal				727	606381	689746	783525	883548	952053	1108484	
Medium (26-90 beds)	Arkansas Valley Regional Medical Center		8 - East	55 CAH	39485	44054	43962	43030	36880	38184	
	Castle Rock Adventist Hospital	Centura Health Adventist	3 - Denver	55 Urban	45929	77241	76117	90787	111310	121591	
	Colorado Plains Medical Center		8 - East	50 Rural	100203	106262	105464	90391	90342	43856	
	Community Hospital		5 - Grand Junction	44 Urban						502343	
	Delta County Memorial Hospital		9 - West	49 Rural	100099	106532	110306	115013	120097	103920	
	Mercy Regional Medical Center	Centura Health CHI	9 - West	82 Rural	204899	251781	288594	293868	307059	298774	
	Montrose Memorial Hospital		9 - West	75 Rural						154912	
	National Jewish Health		3 - Denver	46 Urban	76229	79726	100546	99276	98614	100698	
	OrthoColorado Hospital	Centura Health CHI	3 - Denver	48 Urban	4845	3965	4050	10679	12082	12603	
	Pioneers Medical Center		9 - West	40 CAH*	13389	11718	14260	13272	12448	18465	
	San Luis Valley Health Regional Medical Center	San Luis Valley	8 - East	49 Rural	49554	62121	118967	132912	134328	143955	
	St. Anthony Summit Medical Center	Centura Health CHI	9 - West	35 Rural	33763	37449	91646	108010	109461	107374	
	UCHealth Broomfield Hospital	UCHealth	3 - Denver	40 Urban	Opened 9/1/2016		26873	56056	57194	10030	
	UCHealth Longs Peak Hospital	UCHealth	6 - Greeley	51 Urban	Opened 8/31/2017				15953	29585	
	UCHealth Yampa Valley Medical Center	UCHealth	9 - West	39 Rural			68484	65775	53020	74915	
	Vail Health Hospital		9 - West	58 Rural	129021	130491	133284	123138	121300	131478	
	Valley View Hospital		9 - West	78 Rural	222160	239642	278618	282272	299734	309020	
Subtotal: Same-Store				645	1019976	1150982	1365814	1402648	1453655	1429958	
Subtotal				1031	1019976	1150982	1461171	1524479	1579822	2201743	
Large (91 or more beds)	Avista Adventist Hospital	Centura Health Adventist	1 - Boulder	114 Urban	78137	89995	100724	111312	117284	122498	
	Boulder Community Health		1 - Boulder	167 Urban	412684	414290	418568	425255	443163	445461	
	Children's Hospital Colorado	Children's Hospital CO	3 - Denver	465 Urban	685661	715208	715525	748014	756607	772979	
	Denver Health Medical Center		3 - Denver	555 Urban	573003	640848	711327	730589	886614	915041	
	Good Samaritan Medical Center	SCL Health	1 - Boulder	234 Urban	97392	98338	91766	94176	93678	85439	
	Littleton Adventist Hospital	Centura Health Adventist	3 - Denver	231 Urban	146330	150115	153396	154594	144974	158078	
	Longmont United Hospital	Centura Health CHI	1 - Boulder	186 Urban			182685	162492	141531	130505	
	Lutheran Medical Center	SCL Health	3 - Denver	362 Urban	195026	174632	173560	173406	181471	177544	
	McKee Medical Center	Banner Health	4 - Ft. Collins	115 Urban	218576	224147	213848	211220	193545	210085	
	North Colorado Medical Center	Banner Health	6 - Greeley	378 Urban	484854	487328	495112	449356	426854	426854	
	North Suburban Medical Center	HealthONE	3 - Denver	157 Urban	100476	101591	94436	89930	87988	81410	
	Parker Adventist Hospital	Centura Health Adventist	3 - Denver	170 Urban	153079	178202	187604	227847	252634	254281	
	Parkview Medical Center		7 - Pueblo	350 Urban	208835	222616	227662	232084	236736	268097	
	Penrose-St. Francis Health Services	Centura Health CHI	2 - Colorado Springs	522 Urban	284500	341162	440614	459916	515791	633746	
	Platte Valley Medical Center	SCL Health	3 - Denver	98 Urban	80721	84386	80141	79513	87608	97204	
	Porter Adventist Hospital	Centura Health Adventist	3 - Denver	368 Urban	142864	152931	159566	188639	187239	181720	
	Presbyterian/St. Luke's Medical Center	HealthONE	3 - Denver	680 Urban	101788	103925	103839	99618	98439	94479	
	Rose Medical Center	HealthONE	3 - Denver	402 Urban	104007	106481	105738	112304	107893	94260	
	Sky Ridge Medical Center	HealthONE	3 - Denver	284 Urban	88211	93934	94024	96464	100103	104924	
	St. Anthony Hospital	Centura Health CHI	3 - Denver	237 Urban	146444	183874	222928	288486	276896	288417	
	St. Anthony North Health Campus	Centura Health CHI	3 - Denver	100 Urban	156262	165755	180785	221059	214842	232757	
	St. Joseph Hospital	SCL Health	3 - Denver	400 Urban	149597	143795	133719	132343	128337	150349	
	St. Mary-Corwin Medical Center	Centura Health CHI	7 - Pueblo	408 Urban	209229	213979	212091	228919	21212	156716	
	St. Mary's Hospital & Medical Center, Inc.	SCL Health	5 - Grand Junction	346 Urban	199336	191747	187582	190099	189783	185434	
	Swedish Medical Center	HealthONE	3 - Denver	408 Urban	123211	129549	152044	151242	149913	149319	
	The Medical Center of Aurora	HealthONE	3 - Denver	346 Urban	140991	141795	133978	135495	139306	142851	
	UCHealth Medical Center of the Rockies	UCHealth	4 - Ft. Collins	174 Urban	74461	85787	88275	95663	105919	93692	
	UCHealth Memorial Hospital Central	UCHealth	2 - Colorado Springs	553 Urban	566737	612399	652770	771494	919667	487912	
	UCHealth Poudre Valley Hospital	UCHealth	4 - Ft. Collins	255 Urban	283008	301566	316993	355818	366278	379705	
	UCHealth University of Colorado Hospital	UCHealth	3 - Denver	699 Urban	953588	1028690	1134466	1246162	1372227	1503376	
Children's Hospital Colorado Springs	Children's Hospital CO	2 - Colorado Springs	99 Urban	Opened 5/28/2019						16971	
HealthONE System (Charges by system until 2019 HealthONE)	HealthONE			2277	658684	677275	684059	685053	683642	667243	
Subtotal: Same-Store				9578	7158859	7579065	7983066	8501017	8993001	8894628	
Subtotal				9863	7158859	7579065	8165746	8663509	9134532	9042104	
Total: Same-Store				10560	8759807	9315824	9970327	10593109	11141892	11137714	
Total				11621	8758216	9419793	10410442	11071536	11666407	12352331	

\* These Critical Access Hospitals have a Frontier Designation (are based in any county with less than 6 people/square mile)



Salaries, Wages, & Benefits Expense												
Size	Hospital	System	DOI	Beds	2014	2015	2016	2017	2018	2019		
Small (25 beds or less)	Animas Surgical Hospital		9 - West	12	Rural						\$11,023,853	
	Aspen Valley Hospital		9 - West	25	CAH						\$52,333,681	
	Banner Fort Collins Medical Center	Banner Health	4 - Ft. Collins	23	Urban	Opened 4/3/2015					\$15,416,696	
	Colorado Canyons Hospital and Medical Center		5 - Grand Junction	25	CAH		\$15,494,598	\$17,661,489	\$19,901,425	\$24,210,112	\$27,287,509	
	East Morgan County Hospital	Banner Health	8 - East	25	CAH	\$14,074,240	\$14,021,215	\$14,889,588	\$14,698,881	\$16,762,632	\$17,449,274	
	Estes Park Health		4 - Ft. Collins	25	CAH	\$14,820,505	\$14,878,265	\$15,211,778	\$17,423,621	\$26,830,890	\$35,292,645	
	Grand River Hospital District		9 - West	25	CAH	\$21,574,302	\$22,938,368	\$25,108,142	\$27,346,762	\$29,653,712	\$33,256,154	
	Gunnison Valley Health		9 - West	24	CAH	\$11,587,374	\$13,692,601	\$17,462,525	\$18,670,404	\$21,801,210	\$25,818,201	
	Haxtun Hospital District		8 - East	25	CAH		\$4,733,765	\$5,176,562	\$5,544,286	\$5,764,162		
	Heart of the Rockies Regional Medical Center		8 - East	25	CAH	\$22,880,889	\$26,031,351	\$30,429,241	\$32,888,937	\$38,179,147	\$43,171,393	
	Keefe Memorial Health Service District		8 - East	25	CAH*						\$2,972,740	
	Kit Carson County Health Service District		8 - East	19	CAH*	\$7,961,516	\$8,228,420	\$7,168,360	\$9,547,419	\$9,417,359		
	Lincoln Community Hospital		8 - East	15	CAH*						\$15,570,789	
	Melissa Memorial Hospital		8 - East	15	CAH	\$5,216,612	\$5,673,468	\$6,130,293		\$8,017,592	\$12,996,548	
	Memorial Regional Health		9 - West	25	CAH*							
	Middle Park Medical Center - Kremmling		9 - West	23	CAH							
	Mt. San Rafael Hospital		8 - East	25	CAH*	\$14,044,020	\$15,403,347	\$15,316,866	\$17,382,005	\$19,681,152	\$20,221,765	
	Pagosa Springs Medical Center		9 - West	11	CAH						\$22,312,346	
	Prowers Medical Center		8 - East	25	CAH						\$17,586,339	
	Rangely District Hospital		9 - West	25	CAH*	\$11,283,472	\$11,759,821	\$11,450,133	\$11,178,241	\$11,302,027		
	Rio Grande Hospital		8 - East	17	CAH	\$7,831,242	\$8,369,582	\$9,424,733	\$9,740,032	\$10,450,550	\$12,405,712	
	San Luis Valley Health Conejos County Hospital	San Luis Valley	8 - East	17	CAH	\$5,402,809	\$5,593,352	\$4,615,244	\$5,235,795	\$5,449,326	\$6,470,523	
	Sedgwick County Health Center		8 - East	15	CAH*	\$5,814,186	\$6,034,296	\$6,196,611	\$6,166,501	\$6,537,513	\$7,602,916	
	Southeast Colorado Hospital District		8 - East	23	CAH*	\$8,460,697	\$9,137,909	\$9,967,225	\$10,287,026	\$10,972,725	\$12,838,504	
	Southwest Health System, Inc.		9 - West	25	CAH							
	Spanish Peaks Regional Health Center		8 - East	20	CAH*						\$10,974,019	
	St. Thomas More Hospital	Centura Health CHI	8 - East	25	CAH	\$29,242,984	\$33,558,574	\$36,131,066	\$38,436,043	\$35,013,482	\$37,076,329	
	St. Vincent General Hospital District		9 - West	25	CAH	\$8,002,394	\$4,146,428	\$4,941,681	\$5,300,614	\$6,295,838	\$8,323,455	
	Sterling Regional MedCenter	Banner Health	8 - East	25	Rural	\$17,916,211	\$17,274,325	\$19,131,357	\$19,957,220	\$20,105,719	\$20,239,955	
	UCHealth Grandview Hospital	UCHealth	2 - Colorado Springs	22	Urban	Opened 1/1/2017					\$8,287,986	
	UCHealth Pikes Peak Regional Hospital	UCHealth	2 - Colorado Springs	15	CAH					\$2,270,370	\$11,003,477	
	Weisbrod Memorial County Hospital		8 - East	25	CAH*	\$3,509,299	\$3,876,996	\$4,254,386	\$4,554,053	\$5,214,697	\$4,545,966	
	Wray Community District Hospital		8 - East	16	CAH*	\$6,519,156	\$6,260,723	\$6,869,610	\$7,888,802	\$8,379,606	\$11,066,527	
	Yuma District Hospital		8 - East	15	CAH*							
	Subtotal: Same-Store				337	\$191,680,308	\$201,217,331	\$219,950,052	\$235,976,696	\$261,324,199	\$295,779,319	
	Subtotal				727	\$216,141,908	\$247,107,404	\$281,525,776	\$296,754,280	\$345,145,509	\$507,905,154	
	Medium (26-90 beds)	Arkansas Valley Regional Medical Center		8 - East	55	CAH	\$23,120,926	\$23,615,226	\$20,768,747	\$20,926,549	\$22,663,550	\$20,814,192
		Castle Rock Adventist Hospital	Centura Health Adventist	3 - Denver	55	Urban	\$31,841,272	\$37,728,184	\$38,845,391	\$42,779,646	\$49,417,846	\$61,682,383
Colorado Plains Medical Center			8 - East	50	Rural	\$23,439,106	\$23,080,359	\$24,148,999	\$22,298,999	\$22,418,999	\$16,351,696	
Community Hospital			5 - Grand Junction	44	Urban						\$85,887,151	
Delta County Memorial Hospital			9 - West	49	Rural	\$31,642,398	\$34,466,087	\$38,467,638	\$44,614,268	\$45,314,842	\$49,724,783	
Mercy Regional Medical Center		Centura Health CHI	9 - West	82	Rural	\$72,881,547	\$82,025,838	\$94,127,194	\$100,671,408	\$107,757,919	\$117,695,881	
Montrose Memorial Hospital			9 - West	75	Rural						\$56,641,262	
National Jewish Health			3 - Denver	46	Urban	\$132,474,887	\$136,876,223	\$144,443,418	\$153,545,549	\$159,224,046	\$162,996,796	
OrthoColorado Hospital		Centura Health CHI	3 - Denver	48	Urban	\$9,992,798	\$11,396,240	\$14,589,900	\$15,773,712	\$17,714,701	\$22,862,293	
Pioneers Medical Center			9 - West	40	CAH*	\$10,712,281	\$11,319,312	\$13,002,883	\$14,289,010	\$15,389,432	\$12,555,265	
San Luis Valley Health Regional Medical Center		San Luis Valley	8 - East	49	Rural	\$35,798,400	\$36,859,677	\$39,890,608	\$42,279,465	\$46,348,063	\$55,371,682	
St. Anthony Summit Medical Center		Centura Health CHI	9 - West	35	Rural	\$20,349,769	\$21,576,056	\$30,080,760	\$35,378,547	\$35,208,214	\$41,635,650	
UCHealth Broomfield Hospital		UCHealth	3 - Denver	40	Urban	Opened 9/1/2016					\$15,979,060	
UCHealth Longs Peak Hospital		UCHealth	6 - Greeley	51	Urban	Opened 8/31/2017					\$34,305,897	
UCHealth Yampa Valley Medical Center		UCHealth	9 - West	39	Rural			\$469,580	\$3,362,998	\$34,253,259	\$45,837,729	
Vail Health Hospital			9 - West	58	Rural	\$68,231,058	\$72,457,925	\$71,989,619	\$69,823,744	\$74,926,250	\$83,888,019	
Valley View Hospital			9 - West	78	Rural	\$97,415,021	\$118,958,015	\$132,259,367	\$127,044,720	\$131,110,605	\$137,503,002	
Subtotal: Same-Store					645	\$557,899,464	\$610,359,142	\$662,614,523	\$689,425,618	\$726,894,467	\$783,081,642	
Subtotal					1031	\$557,899,464	\$610,359,142	\$663,084,103	\$693,511,483	\$816,482,560	\$1,046,710,114	
Large (91 or more beds)		Avista Adventist Hospital	Centura Health Adventist	1 - Boulder	114	Urban	\$45,634,717	\$48,057,520	\$53,711,465	\$55,856,859	\$57,644,004	\$68,002,366
		Boulder Community Health		1 - Boulder	167	Urban	\$160,703,311	\$172,896,579	\$178,414,484	\$197,661,036	\$199,663,260	\$201,719,484
		Children's Hospital Colorado	Children's Hospital CO	3 - Denver	465	Urban	\$448,844,262	\$474,909,830	\$514,064,423	\$536,905,252	\$577,723,014	\$610,776,642
	Denver Health Medical Center		3 - Denver	555	Urban	\$497,870,694	\$543,990,815	\$623,337,294	\$640,112,378	\$659,520,101	\$722,058,130	
	Good Samaritan Medical Center	SCL Health	1 - Boulder	234	Urban	\$104,114,883	\$104,044,018	\$109,032,024	\$113,583,877	\$116,058,563	\$109,066,463	
	Littleton Adventist Hospital	Centura Health Adventist	3 - Denver	231	Urban	\$96,019,712	\$97,489,396	\$102,179,913	\$108,426,931	\$103,826,283	\$124,121,955	
	Longmont United Hospital	Centura Health CHI	1 - Boulder	186	Urban	\$88,974,647	\$89,421,678	\$87,363,860	\$87,363,860	\$76,532,276		
	Lutheran Medical Center	SCL Health	3 - Denver	362	Urban	\$136,053,273	\$133,402,256	\$144,754,454	\$150,734,304	\$156,290,876	\$154,734,742	
	McKee Medical Center	Banner Health	4 - Ft. Collins	115	Urban	\$43,435,122	\$44,525,167	\$45,187,171	\$44,799,552	\$43,215,466	\$42,818,956	
	North Colorado Medical Center	Banner Health	6 - Greeley	378	Urban	\$119,230,701	\$120,440,153	\$124,522,760	\$125,569,113	\$122,815,674	\$126,118,384	
	North Suburban Medical Center	HealthONE	3 - Denver	157	Urban	Charges by system until 2019					\$68,966,000	
	Parker Adventist Hospital	Centura Health Adventist	3 - Denver	170	Urban	\$75,211,243	\$86,023,482	\$99,024,156	\$111,628,856	\$109,203,227	\$126,150,252	
	Parkview Medical Center		7 - Pueblo	350	Urban	\$140,845,321	\$148,368,880	\$163,926,351	\$181,371,258	\$190,212,811	\$174,634,688	
	Penrose-St. Francis Health Services	Centura Health CHI	2 - Colorado Springs	522	Urban	\$180,500,128	\$201,962,846	\$222,131,998	\$238,111,217	\$240,408,003	\$298,044,794	
	Platte Valley Medical Center	SCL Health	3 - Denver	98	Urban	\$41,510,643	\$42,298,610	\$47,340,028	\$50,769,969	\$47,608,843	\$50,021,324	
	Porter Adventist Hospital	Centura Health Adventist	3 - Denver	368	Urban	\$120,040,658	\$131,192,516	\$137,704,032	\$151,013,196	\$147,891,255	\$154,549,313	
	Presbyterian/St. Luke's Medical Center	HealthONE	3 - Denver	680	Urban	Charges by system until 2019					\$149,025,000	
	Rose Medical Center	HealthONE	3 - Denver	402	Urban	Charges by system until 2019					\$99,958,000	
	Sky Ridge Medical Center	HealthONE	3 - Denver	284	Urban	Charges by system until 2019					\$112,880,000	
	St. Anthony Hospital	Centura Health CHI	3 - Denver	237	Urban	\$127,149,771	\$140,307,359	\$160,012,679	\$169,663,617	\$158,615,037	\$186,113,151	
	St. Anthony North Health Campus	Centura Health CHI	3 - Denver	100	Urban	\$66,284,786	\$69,721,911	\$79,728,594	\$84,478,945	\$79,487,506	\$95,061,242	
	St. Joseph Hospital	SCL Health	3 - Denver	400	Urban	\$194,818,427	\$189,888,078	\$191,773,082	\$195,674,195	\$203,885,462	\$214,778,048	
	St. Mary-Corwin Medical Center	Centura Health CHI	7 - Pueblo	408	Urban	\$86,986,695	\$90,142,924	\$91,478,333	\$99,010,488	\$84,315,926	\$70,192,215	
	St. Mary's Hospital & Medical Center, Inc.	SCL Health	5 - Grand Junction	346	Urban	\$161,008,926	\$137,866,216	\$143,264,778	\$140,687,463	\$148,272,620	\$150,378,945	
	Swedish Medical Center	HealthONE	3 - Denver	408	Urban	Charges by system until 2019					\$167,286,000	
	The Medical Center of Aurora	HealthONE	3 - Denver	346	Urban	Charges by system until 2019					\$136,151,000	
	UCHealth Medical Center of the Rockies	UCHealth	4 - Ft. Collins	174	Urban	\$112,584,388	\$123,470,478	\$135,466,471	\$142,813,089	\$156,754,243	\$166,391,900	
	UCHealth Memorial Hospital Central	UCHealth	2 - Colorado Springs	553	Urban	\$292,420,017	\$285,315,606	\$337,290,973	\$385,816,783	\$462,129,930	\$343,833,635	
	UCHealth Poudre Valley Hospital	UCHealth	4 - Ft. Collins	255	Urban	\$184,064,755	\$185,973,756	\$205,653,173	\$218,794,774	\$233,185,585	\$246,941,157	
	UCHealth University of Colorado Hospital	UCHealth	3 - Denver	699	Urban	\$438,136,054	\$471,847,645	\$531,011,069	\$556,329,720	\$605,850,208	\$660,296,573	
	Children's Hospital Colorado Springs	Children's Hospital CO	2 - Colorado Springs	99	Urban	Opened 5/28/2019					\$36,904,828	
	HealthONE System (Charges by system until 2019)	HealthONE		2277		\$822,568,000	\$849,301,000	\$872,372,000	\$891,796,000	\$956,477,000	\$734,266,000	
	Subtotal: Same-Store				9578	\$4,696,036,486	\$4,893,437,042	\$5,313,381,706	\$5,591,608,872	\$5,861,054,896	\$5,831,070,355	
	Subtotal				9863	\$4,696,036,486	\$4,893,437,042	\$5,402,356,353	\$5,681,030,550	\$5,933,418,755	\$5,944,507,459	
	Total: Same-Store				10560	\$5,445,616,258	\$5,705,013,515	\$6,195,946,282	\$6,517,011,186	\$6,849,273,562	\$6,909,931,317	
	Total				11621	\$5,470,077,858	\$5,750,903,588	\$6,346,966,233	\$6,671,296,314	\$7,095,046,824	\$7,499,122,727	

\* These Critical Access Hospitals have a Frontier Designation (are based in any county with less than 8 people/square mile)

Hospital Expenditure Report Detailed Data by Hospital

Supply Expende												
Size	Hospital	System	DOI	Beds	2014	2015	2016	2017	2018	2019		
Size Classification: Small (25 beds or less)	Animas Surgical Hospital		9 - West	12	Rural						\$8,466,802	
	Aspen Valley Hospital		9 - West	25	CAH						\$11,461,401	
	Banner Fort Collins Medical Center	Banner Health	4 - Ft. Collins	23	Urban	Opened 4/3/2015					\$5,435,899	
	Colorado Canyons Hospital and Medical Center		5 - Grand Junction	25	CAH		\$6,202,963	\$7,141,534	\$7,707,058	\$7,955,844	\$10,151,585	
	East Morgan County Hospital	Banner Health	8 - East	25	CAH	\$2,304,527	\$2,222,487	\$2,582,814	\$2,223,269	\$2,389,700	\$2,307,557	
	Estes Park Health		4 - Ft. Collins	25	CAH	\$3,279,597	\$3,582,628	\$3,557,880	\$4,310,139	\$5,322,815	\$5,977,620	
	Grand River Hospital District		9 - West	25	CAH	\$4,235,923	\$4,229,477	\$5,320,728	\$6,582,833	\$6,903,413	\$7,693,198	
	Gunnison Valley Health		9 - West	24	CAH	\$3,929,740	\$3,659,937	\$5,087,322	\$5,357,155	\$5,863,560	\$7,003,016	
	Haxtun Hospital District		8 - East	25	CAH		\$950,044	\$1,299,071	\$1,397,321	\$1,285,866		
	Heart of the Rockies Regional Medical Center		8 - East	25	CAH	\$6,994,304	\$8,877,509	\$10,290,999	\$11,208,494	\$13,125,129	\$13,972,660	
	Keefe Memorial Health Service District		8 - East	25	CAH*							
	Kit Carson County Health Service District		8 - East	19	CAH*	\$1,585,608	\$1,669,825	\$1,504,288	\$1,371,961	\$1,349,581		
	Lincoln Community Hospital		8 - East	15	CAH*						\$1,355,327	
	Melissa Memorial Hospital		8 - East	15	CAH	\$826,590	\$956,256	\$1,085,922		\$2,027,845	\$2,236,018	
	Memorial Regional Health		9 - West	25	CAH*							
	Middle Park Medical Center - Kremmling		9 - West	23	CAH							
	Mt. San Rafael Hospital		8 - East	25	CAH*	\$2,202,122	\$2,454,274	\$2,466,048	\$2,789,726	\$3,287,990	\$3,885,007	
	Pagosa Springs Medical Center		9 - West	11	CAH						\$4,915,129	
	Prowers Medical Center		8 - East	25	CAH						\$5,244,359	
	Rangely District Hospital		9 - West	25	CAH*	\$1,856,634	\$1,915,426	\$1,762,952	\$1,816,177	\$1,941,921		
	Rio Grande Hospital		8 - East	17	CAH	\$1,234,616	\$1,326,313	\$1,694,159	\$2,365,238	\$1,837,297		
	San Luis Valley Health Conejos County Hospital	San Luis Valley	8 - East	17	CAH	\$708,581	\$765,620	\$681,245	\$666,188	\$787,142	\$722,555	
	Sedgwick County Health Center		8 - East	15	CAH*	\$834,518	\$931,157	\$944,839	\$988,365	\$984,799	\$1,166,774	
	Southeast Colorado Hospital District		8 - East	23	CAH*	\$927,094	\$947,676	\$1,167,214	\$1,295,726	\$800,159		
	Southwest Health System, Inc.		9 - West	25	CAH							
	Spanish Peaks Regional Health Center		8 - East	20	CAH*						\$1,379,099	
	St. Thomas More Hospital	Centura Health CHI	8 - East	25	CAH	\$5,384,340	\$6,052,378	\$6,729,688	\$7,030,448	\$7,675,220	\$7,788,678	
	St. Vincent General Hospital District		9 - West	25	CAH	\$660,584	\$433,554	\$431,101	\$474,042	\$709,558	\$734,177	
	Sterling Regional MedCenter	Banner Health	9 - West	25	Rural	\$6,843,990	\$6,498,165	\$7,614,114	\$7,404,336	\$8,573,956	\$9,120,180	
	UCHealth Grandview Hospital	UCHealth	2 - Colorado Springs	22	Urban	Opened 1/1/2017					\$2,428,986	
	UCHealth Pikes Peak Regional Hospital	UCHealth	2 - Colorado Springs	15	CAH					\$465,069	\$9,356,754	
	Weisbrod Memorial County Hospital		8 - East	25	CAH*	\$183,696	\$159,858	\$152,930	\$253,972	\$287,497		
	Wray Community District Hospital		8 - East	16	CAH*	\$2,089,237	\$2,124,770	\$2,053,126	\$3,042,844	\$3,159,760	\$3,802,455	
	Yuma District Hospital		8 - East	15	CAH*							
	Subtotal: Same-Store				337	\$41,812,869	\$44,265,803	\$50,774,207	\$55,992,775	\$61,707,995	\$64,173,877	
Subtotal				727	\$46,081,701	\$55,960,317	\$67,262,175	\$72,557,943	\$84,195,722	\$127,006,897		
Medium (26-90 beds)	Arkansas Valley Regional Medical Center		8 - East	55	CAH	\$5,544,766	\$5,661,783	\$4,828,827	\$4,438,550	\$3,802,962	\$3,753,224	
	Castle Rock Adventist Hospital	Centura Health Adventist	3 - Denver	55	Urban	\$8,054,695	\$10,385,068	\$10,781,992	\$12,293,867	\$15,100,975	\$15,930,063	
	Colorado Plains Medical Center		8 - East	50	Rural	\$4,525,904	\$4,464,603	\$4,497,000	\$3,988,000	\$4,237,000	\$3,238,910	
	Community Hospital		5 - Grand Junction	44	Urban						\$36,393,340	
	Delta County Memorial Hospital		9 - West	49	Rural	\$14,319,209	\$14,729,321	\$12,676,711	\$12,935,850	\$17,050,791	\$17,377,786	
	Mercy Regional Medical Center	Centura Health CHI	9 - West	82	Rural	\$23,241,927	\$28,051,182	\$30,200,709	\$33,925,516	\$38,279,858	\$39,241,691	
	Montrose Memorial Hospital		9 - West	75	Rural						\$20,362,783	
	National Jewish Health		3 - Denver	46	Urban	\$9,845,810	\$11,608,276	\$14,620,865	\$16,849,034	\$18,045,528	\$19,671,892	
	OrthoColorado Hospital	Centura Health CHI	3 - Denver	48	Urban	\$14,585,521	\$15,825,746	\$21,471,336	\$22,633,596	\$22,965,751	\$24,748,415	
	Pioneers Medical Center		9 - West	40	CAH*	\$722,930	\$1,184,001	\$1,664,231	\$1,746,405	\$2,001,911		
	San Luis Valley Health Regional Medical Center	San Luis Valley	8 - East	49	Rural	\$6,613,758	\$7,707,420	\$9,073,581	\$10,789,263	\$12,606,007	\$13,505,967	
	St. Anthony Summit Medical Center	Centura Health CHI	9 - West	35	Rural	\$4,694,925	\$4,757,653	\$6,143,190	\$6,747,208	\$8,420,921	\$9,042,143	
	UCHealth Broomfield Hospital	UCHealth	3 - Denver	40	Urban	Opened 9/1/2016					\$2,957,300	
	UCHealth Longs Peak Hospital	UCHealth	6 - Greeley	51	Urban	Opened 8/31/2017					\$191	
	UCHealth Yampa Valley Medical Center	UCHealth	9 - West	39	Rural				\$55,064	\$8,501,130	\$15,853,103	
	Vail Health Hospital		9 - West	58	Rural	\$25,283,129	\$24,369,804	\$26,105,566	\$29,830,162	\$35,641,081	\$42,041,598	
	Valley View Hospital		9 - West	78	Rural	\$20,635,361	\$25,483,895	\$28,163,685	\$28,501,233	\$33,505,353	\$38,649,008	
	Subtotal: Same-Store				645	\$138,067,934	\$154,228,751	\$170,227,693	\$184,678,684	\$211,658,137	\$227,200,697	
	Subtotal				1031	\$138,067,934	\$154,228,751	\$170,227,884	\$184,744,770	\$239,051,655	\$328,846,308	
	Large (91 or more beds)	Avista Adventist Hospital	Centura Health Adventist	1 - Boulder	114	Urban	\$11,105,145	\$12,604,980	\$14,533,041	\$15,486,502	\$28,340,983	\$35,890,938
		Boulder Community Hospital		1 - Boulder	167	Urban	\$48,527,361	\$53,063,045	\$55,169,801	\$57,934,012	\$57,962,431	\$61,622,816
		Children's Hospital Colorado	Children's Hospital CO	3 - Denver	465	Urban	\$109,140,470	\$105,243,841	\$110,435,802	\$121,118,718	\$150,075,181	\$170,767,746
Denver Health Medical Center			3 - Denver	555	Urban	\$99,988,227	\$121,305,950	\$126,455,527	\$142,027,203	\$147,663,724	\$150,545,033	
Good Samaritan Medical Center		SCL Health	1 - Boulder	234	Urban	\$53,204,031	\$60,388,658	\$62,141,805	\$58,760,776	\$58,490,534	\$54,899,673	
Littleton Adventist Hospital		Centura Health Adventist	3 - Denver	231	Urban	\$45,546,309	\$46,192,421	\$46,949,532	\$47,089,234	\$46,958,210	\$46,192,412	
Longmont United Hospital		Centura Health CHI	1 - Boulder	186	Urban	\$26,244,148	\$22,053,230	\$26,244,148	\$22,053,230	\$19,260,912	\$19,426,741	
Lutheran Medical Center		SCL Health	3 - Denver	362	Urban	\$47,552,529	\$48,090,579	\$53,095,059	\$61,073,642	\$60,897,927	\$60,506,246	
McKee Medical Center		Banner Health	4 - Ft. Collins	115	Urban	\$22,086,398	\$24,009,780	\$20,244,068	\$19,518,372	\$21,472,063	\$22,764,123	
North Colorado Medical Center		Banner Health	6 - Greeley	378	Urban	\$53,032,784	\$47,374,241	\$52,168,210	\$52,065,784	\$55,129,032	\$59,296,905	
North Suburban Medical Center		HealthONE	3 - Denver	157	Urban	Charges by system until 2019					\$23,120,000	
Parker Adventist Hospital		Centura Health Adventist	3 - Denver	170	Urban	\$33,536,586	\$41,050,543	\$42,540,393	\$46,208,939	\$51,594,505	\$49,495,176	
Parkview Medical Center			7 - Pueblo	350	Urban	\$52,370,000	\$55,588,000	\$65,392,014	\$65,655,034	\$72,005,100	\$77,894,485	
Penrose-St. Francis Health Services		Centura Health CHI	2 - Colorado Springs	522	Urban	\$81,771,399	\$91,273,244	\$106,009,629	\$114,561,042	\$118,864,408	\$126,588,217	
Platte Valley Medical Center		SCL Health	3 - Denver	98	Urban	\$13,875,166	\$15,861,212	\$18,159,331	\$16,373,146	\$18,743,739	\$19,156,801	
Porter Adventist Hospital		Centura Health Adventist	3 - Denver	368	Urban	\$66,031,226	\$73,651,049	\$76,179,134	\$78,783,317	\$74,743,564	\$67,755,953	
Presbyterian/St. Luke's Medical Center		HealthONE	3 - Denver	680	Urban	Charges by system until 2019					\$117,880,000	
Rose Medical Center		HealthONE	3 - Denver	402	Urban	Charges by system until 2019					\$51,046,000	
Sky Ridge Medical Center		HealthONE	3 - Denver	284	Urban	Charges by system until 2019					\$89,039,000	
St. Anthony Hospital		Centura Health CHI	3 - Denver	237	Urban	\$53,462,246	\$57,055,519	\$59,552,196	\$59,856,213	\$56,746,812	\$60,374,733	
St. Anthony North Health Campus		Centura Health CHI	3 - Denver	100	Urban	\$15,214,834	\$15,009,986	\$19,914,768	\$21,308,654	\$23,554,261	\$25,093,714	
St. Joseph Hospital		SCL Health	3 - Denver	400	Urban	\$93,667,212	\$105,179,051	\$109,925,300	\$107,231,665	\$105,849,553	\$106,914,684	
St. Mary-Corwin Medical Center		Centura Health CHI	7 - Pueblo	408	Urban	\$28,203,286	\$27,080,524	\$31,026,713	\$30,533,346	\$29,184,495	\$24,220,228	
St. Mary's Hospital & Medical Center, Inc.		SCL Health	5 - Grand Junction	346	Urban	\$70,216,733	\$71,934,932	\$77,405,787	\$81,234,941	\$80,198,499	\$74,788,499	
Swedish Medical Center		HealthONE	3 - Denver	408	Urban	Charges by system until 2019					\$108,862,000	
The Medical Center of Aurora		HealthONE	3 - Denver	346	Urban	Charges by system until 2019					\$60,977,000	
UCHealth Medical Center of the Rockies		UCHealth	4 - Ft. Collins	174	Urban	\$60,661,660	\$69,790,780	\$71,936,328	\$83,214,095	\$96,184,712	\$103,175,528	
UCHealth Memorial Hospital Central		UCHealth	2 - Colorado Springs	553	Urban	\$123,443,218	\$120,741,203	\$132,469,213	\$148,875,797	\$165,213,842	\$186,239,399	
UCHealth Poudre Valley Hospital		UCHealth	4 - Ft. Collins	255	Urban	\$72,851,768	\$78,871,762	\$94,843,666	\$121,125,080	\$123,793,965	\$135,653,201	
UCHealth University of Colorado Hospital		UCHealth	3 - Denver	699	Urban	\$254,088,135	\$302,572,030	\$341,357,831	\$385,460,457	\$464,795,126	\$542,393,805	
Children's Hospital Colorado Springs	Children's Hospital CO	2 - Colorado Springs	99	Urban	Opened 5/28/2019					\$14,789,323		
HealthONE System (Charges by system until 2019)	HealthONE			2277	\$427,360,000	\$440,935,999	\$462,993,000	\$480,666,000	\$506,345,000	\$450,924,000		
Subtotal: Same-Store				9578	\$1,936,936,724	\$2,084,869,330	\$2,250,898,148	\$2,416,161,967	\$2,611,207,668	\$2,713,154,315		
Subtotal				9863	\$1,936,936,724	\$2,084,869,330	\$2,277,142,296	\$2,438,215,197	\$2,630,468,580	\$2,747,370,379		
Total: Same-Store				10560	\$2,116,817,527	\$2,283,363,884	\$2,471,900,048	\$2,656,833,426	\$2,884,573,801	\$3,004,528,889		
Total				11621	\$2,121,086,359	\$2,295,058,398	\$2,514,632,356	\$2,695,517,910	\$2,953,715,957	\$3,203,223,585		

\* These Critical Access Hospitals have a Frontier Designation (are based in any county with less than 6 people/square mile)

Hospital Expenditure Report Detailed Data by Hospital

Total Charges Commercial											
Size	Hospital	System	DOI	Beds	2014	2015	2016	2017	2018	2019	
Size Classification: Small (25 beds or less)	Animas Surgical Hospital		9 - West	12 Rural							\$38,625,261
	Aspen Valley Hospital		9 - West	25 CAH							\$71,623,771
	Banner Fort Collins Medical Center	Banner Health	4 - Ft. Collins	23 Urban	Opened 4/3/2015						\$40,904,727
	Colorado Canyons Hospital and Medical Center		5 - Grand Junction	25 CAH			\$23,892,926	\$20,945,809	\$30,139,080	\$30,139,080	\$41,221,220
	East Morgan County Hospital	Banner Health	8 - East	25 CAH	\$8,134,306	\$7,770,971	\$10,097,276	\$11,114,435	\$13,857,839	\$16,090,028	\$16,090,028
	Estes Park Health		4 - Ft. Collins	25 CAH	\$15,124,815	\$16,896,726	\$17,949,196	\$17,513,845	\$19,415,207	\$21,214,371	\$21,214,371
	Grand River Hospital District		9 - West	25 CAH	\$27,631,578	\$27,888,721	\$30,872,123	\$34,931,369	\$38,518,239	\$41,616,990	\$41,616,990
	Gunnison Valley Health		9 - West	24 CAH	\$25,432,347	\$25,573,203	\$31,042,682	\$31,736,750	\$37,520,479	\$45,194,130	\$45,194,130
	Haxtun Hospital District		8 - East	25 CAH		\$2,062,232	\$2,350,904	\$3,418,621	\$3,086,472		
	Heart of the Rockies Regional Medical Center		8 - East	25 CAH	\$29,803,863	\$34,355,408	\$40,603,141	\$38,061,407	\$39,614,370		\$41,468,464
	Keefe Memorial Health Service District		8 - East	25 CAH*							\$1,943,387
	Kit Carson County Health Service District		8 - East	19 CAH*	\$5,637,514	\$5,784,614	\$4,735,408	\$4,410,099	\$4,664,921		\$5,939,147
	Lincoln Community Hospital		8 - East	15 CAH*							\$5,407,142
	Melissa Memorial Hospital		8 - East	15 CAH	\$3,595,980	\$4,191,120	\$4,790,445				
	Memorial Regional Health		9 - West	25 CAH*							
	Middle Park Medical Center - Kremmling		9 - West	23 CAH							
	Mt. San Rafael Hospital		8 - East	25 CAH*	\$17,040,392	\$18,325,110	\$18,551,668	\$21,864,726	\$25,738,379		\$28,532,528
	Pagosa Springs Medical Center		9 - West	11 CAH							\$22,598,178
	Prowers Medical Center		8 - East	25 CAH							\$10,713,049
	Rangely District Hospital		9 - West	25 CAH*	\$2,502,307	\$2,983,771	\$3,211,598	\$2,380,053	\$2,828,132		
	Rio Grande Hospital		8 - East	17 CAH	\$5,170,074	\$5,421,072	\$5,853,522	\$7,000,663	\$8,268,921		\$12,263,488
	San Luis Valley Health Conejos County Hospital	San Luis Valley	8 - East	17 CAH	\$1,819,410	\$2,073,298	\$2,158,848	\$1,803,873	\$1,869,124		\$2,032,376
	Sedgwick County Health Center		8 - East	15 CAH*	\$3,024,525	\$3,636,133	\$3,908,297	\$3,440,727	\$3,448,737		\$3,788,523
	Southeast Colorado Hospital District		8 - East	23 CAH*	\$2,475,647	\$2,740,061	\$2,369,266	\$2,399,785	\$2,392,737		\$3,899,683
	Southwest Health System, Inc.		9 - West	25 CAH							
	Spanish Peaks Regional Health Center		8 - East	20 CAH*					\$3,345,979	\$3,999,447	\$2,871,914
	St. Thomas More Hospital	Centura Health CHI	8 - East	25 CAH	\$37,795,571	\$56,406,592	\$56,748,228	\$64,154,975	\$68,199,638	\$67,206,608	\$67,206,608
	St. Vincent General Hospital District		9 - West	25 CAH	\$4,137,298	\$2,969,063	\$3,375,835	\$5,297,998	\$5,297,998		\$6,608,322
	Sterling Regional MedCenter	Banner Health	8 - East	25 Rural	\$13,583,140	\$25,990,567	\$21,519,072	\$23,777,967	\$23,233,546	\$27,948,778	\$27,948,778
	UCHealth Grandview Hospital	UCHealth	2 - Colorado Springs	22 Urban	Opened 9/1/2017						\$43,654,255
	UCHealth Pikes Peak Regional Hospital	UCHealth	2 - Colorado Springs	15 CAH						\$2,607,319	\$11,169,699
	Welsbrod Memorial County Hospital		8 - East	25 CAH*	\$869,637	\$897,665	\$638,555	\$659,389	\$962,901		\$1,633,507
	Wray Community District Hospital		8 - East	16 CAH*	\$4,598,479	\$5,505,444	\$5,595,023	\$6,978,798	\$8,070,956		\$9,441,426
	Yuma District Hospital		8 - East	15 CAH*							
	Subtotal: Same-Store				337	\$196,641,084	\$236,450,034	\$251,282,732	\$269,825,103	\$296,408,672	\$328,939,222
Subtotal				727	\$208,376,884	\$251,471,771	\$322,267,030	\$339,222,643	\$422,610,136	\$462,610,972	
Medium (26-90 beds)	Arkansas Valley Regional Medical Center		8 - East	55 CAH	\$16,237,665	\$15,175,261	\$14,743,317	\$13,858,018	\$12,559,942	\$14,285,995	
	Castle Rock Adventist Hospital	Centura Health Adventist	3 - Denver	55 Urban	\$104,226,327	\$139,800,608	\$148,519,371	\$176,271,708	\$214,322,242	\$222,080,402	
	Colorado Plains Medical Center		8 - East	50 Rural	\$40,344,664	\$37,322,566	\$41,117,344	\$43,034,804	\$40,562,143	\$36,004,212	
	Community Hospital		5 - Grand Junction	44 Urban						\$133,128,056	
	Delta County Memorial Hospital		9 - West	49 Rural	\$36,634,359	\$37,002,679	\$38,238,065	\$41,205,062	\$43,406,366	\$49,332,621	
	Mercy Regional Medical Center	Centura Health CHI	9 - West	82 Rural	\$144,798,710	\$164,531,050	\$193,050,881	\$218,579,125	\$256,373,912	\$235,018,601	
	Montrose Memorial Hospital		9 - West	75 Rural						\$74,334,373	
	National Jewish Health		3 - Denver	46 Urban	\$64,410,580	\$68,234,142	\$92,597,105	\$90,597,531	\$90,711,318	\$84,829,575	
	OrthoColorado Hospital	Centura Health CHI	3 - Denver	48 Urban	\$112,230,959	\$132,388,842	\$163,825,202	\$157,661,350	\$173,879,698	\$170,031,573	
	Pioneers Medical Center		9 - West	40 CAH*	\$5,849,936	\$3,611,906	\$5,002,098	\$4,144,809	\$6,590,101	\$10,503,779	
	San Luis Valley Health Regional Medical Center	San Luis Valley	8 - East	49 Rural	\$32,212,662	\$35,472,830	\$36,271,393	\$38,937,896	\$38,624,189	\$42,417,922	
	St. Anthony Summit Medical Center	Centura Health CHI	9 - West	35 Rural	\$84,451,988	\$93,241,280	\$106,843,840	\$128,096,406	\$162,565,199	\$164,508,181	
	UCHealth Broomfield Hospital	UCHealth	3 - Denver	40 Urban	Opened 9/1/2016					\$55,512,710	\$35,947,198
	UCHealth Longs Peak Hospital	UCHealth	6 - Greeley	51 Urban	Opened 8/31/2017					\$71,088,409	\$132,499,045
	UCHealth Yampa Valley Medical Center	UCHealth	9 - West	39 Rural						\$55,917,974	\$74,044,557
	Vail Health Hospital		9 - West	58 Rural	\$153,532,542	\$148,455,209	\$149,425,078	\$148,299,858	\$154,234,984	\$172,945,573	
	Valley View Hospital		9 - West	78 Rural	\$162,306,726	\$172,075,539	\$203,482,607	\$198,587,916	\$201,645,935	\$196,372,138	
	Subtotal: Same-Store				645	\$957,237,119	\$1,047,311,912	\$1,193,116,301	\$1,259,274,483	\$1,395,476,029	\$1,400,330,532
	Subtotal				1031	\$957,237,119	\$1,047,311,912	\$1,193,116,301	\$1,259,274,483	\$1,577,995,122	\$1,852,449,020
	Large (91 or more beds)	Avista Adventist Hospital	Centura Health Adventist	1 - Boulder	114 Urban	\$180,191,846	\$181,604,276	\$203,369,370	\$198,846,155	\$228,620,929	\$229,007,078
Boulder Community Health			1 - Boulder	167 Urban	\$540,136,397	\$552,762,647	\$642,731,859	\$664,978,551	\$693,289,177	\$690,374,169	
Children's Hospital Colorado		Children's Hospital CO	3 - Denver	465 Urban	\$941,115,057	\$998,893,227	\$1,020,089,502	\$1,103,562,737	\$1,288,076,707	\$1,357,697,549	
Denver Health Medical Center			3 - Denver	555 Urban	\$406,943,288	\$431,530,906	\$462,849,768	\$527,796,553	\$577,767,296	\$443,191,994	
Good Samaritan Medical Center		SCL Health	1 - Boulder	234 Urban	\$508,970,082	\$526,978,968	\$544,283,522	\$586,060,412	\$580,257,645	\$564,877,213	
Littleton Adventist Hospital		Centura Health Adventist	3 - Denver	231 Urban	\$481,455,252	\$494,151,097	\$499,814,631	\$521,585,844	\$549,553,013	\$575,144,481	
Longmont United Hospital		Centura Health CHI	1 - Boulder	186 Urban				\$578,662,153	\$328,100,554	\$182,930,051	
Lutheran Medical Center		SCL Health	3 - Denver	362 Urban	\$370,854,471	\$330,036,198	\$385,422,673	\$434,610,427	\$446,071,831	\$489,105,518	
McKee Medical Center		Banner Health	4 - Ft. Collins	115 Urban	\$82,852,820	\$91,480,032	\$84,975,157	\$80,945,727	\$77,308,444	\$117,760,019	
North Colorado Medical Center		Banner Health	6 - Greeley	378 Urban	\$114,631,375	\$180,997,866	\$124,644,663	\$103,325,233	\$93,912,317	\$284,725,054	
North Suburban Medical Center		HealthONE	3 - Denver	157 Urban	Charges by system until 2019						\$381,878,000
Parker Adventist Hospital		Centura Health Adventist	3 - Denver	170 Urban	\$427,419,981	\$490,088,236	\$537,696,370	\$548,999,973	\$591,989,099	\$570,732,116	
Parkview Medical Center			7 - Pueblo	350 Urban	\$503,272,488	\$527,086,113	\$612,383,044	\$675,329,383	\$792,887,340	\$429,135,537	
Penrose-St. Francis Health Services		Centura Health CHI	2 - Colorado Springs	522 Urban	\$754,409,577	\$826,784,859	\$928,507,352	\$994,176,914	\$1,039,847,241	\$896,091,343	
Platte Valley Medical Center		SCL Health	3 - Denver	98 Urban	\$85,580,476	\$82,006,562	\$92,510,412	\$100,786,989	\$104,794,101	\$122,827,296	
Porter Adventist Hospital		Centura Health Adventist	3 - Denver	368 Urban	\$448,125,296	\$517,775,446	\$507,813,865	\$492,276,954	\$492,632,792	\$467,291,977	
Presbyterian/St. Luke's Medical Center		HealthONE	3 - Denver	680 Urban	Charges by system until 2019						\$1,375,350,000
Rose Medical Center		HealthONE	3 - Denver	402 Urban	Charges by system until 2019						\$850,716,000
Sky Ridge Medical Center		HealthONE	3 - Denver	284 Urban	Charges by system until 2019						\$1,535,625,000
St. Anthony Hospital		Centura Health CHI	3 - Denver	237 Urban	\$606,737,861	\$645,786,465	\$661,397,100	\$651,614,098	\$629,202,744	\$612,692,271	
St. Anthony North Health Campus		Centura Health CHI	3 - Denver	100 Urban	\$161,868,284	\$163,686,450	\$191,204,366	\$199,093,773	\$244,747,057	\$291,791,088	
St. Joseph Hospital		SCL Health	3 - Denver	400 Urban	\$755,016,433	\$786,895,104	\$839,256,225	\$931,483,598	\$945,451,662	\$1,012,869,840	
St. Mary-Corwin Medical Center		Centura Health CHI	7 - Pueblo	408 Urban	\$170,850,410	\$179,408,834	\$178,759,812	\$189,638,164	\$186,275,635	\$132,373,002	
St. Mary's Hospital & Medical Center, Inc.		SCL Health	5 - Grand Junction	346 Urban	\$238,919,525	\$233,794,779	\$248,124,932	\$243,851,998	\$248,847,734	\$260,389,929	
Swedish Medical Center		HealthONE	3 - Denver	408 Urban	Charges by system until 2019						\$1,414,380,000
The Medical Center of Aurora		HealthONE	3 - Denver	346 Urban	Charges by system until 2019						\$766,179,000
UCHealth Medical Center of the Rockies		UCHealth	4 - Ft. Collins	174 Urban	\$276,167,098	\$322,573,723	\$337,280,460	\$364,241,448	\$431,101,758	\$483,112,564	
UCHealth Memorial Hospital Central		UCHealth	2 - Colorado Springs	553 Urban	\$488,181,735	\$505,616,281	\$607,888,891	\$723,786,674	\$874,303,266	\$992,667,600	
UCHealth Poudre Valley Hospital		UCHealth	4 - Ft. Collins	255 Urban	\$367,117,056	\$384,573,660	\$426,191,126	\$491,402,885	\$535,372,341	\$574,413,897	
UCHealth University of Colorado Hospital		UCHealth	3 - Denver	699 Urban	\$1,506,547,295	\$1,759,978,095	\$1,955,222,345	\$2,237,233,093	\$2,677,469,082	\$3,115,556,203	
Children's Hospital Colorado Springs		Children's Hospital CO	2 - Colorado Springs	99 Urban	Opened 5/28/2019						\$76,659,677
HealthONE System (Charges by system until 2019)		HealthONE			2277	\$4,936,162,000	\$5,226,518,002	\$5,954,603,000	\$6,483,569,000	\$7,201,311,000	\$6,324,128,000
Subtotal: Same-Store					9578	\$15,353,526,102	\$16,441,007,825	\$18,047,020,444	\$19,549,196,582	\$21,531,389,612	\$21,085,955,739
Subtotal					9863	\$15,353,526,102	\$16,441,007,825	\$18,047,020,444	\$19,549,196,582	\$21,531,389,612	\$21,345,545,467
Total: Same-Store					10560	\$16,507,404,305	\$17,724,769,770	\$19,491,419,477	\$21,078,296,169	\$23,223,274,312	\$22,815,225,493
Total					11621	\$16,519,140,106	\$17,739,791,507	\$20,141,065,928	\$21,475,794,263	\$23,720,261,250	\$23,822,605,459

\* These Critical Access Hospitals have a Frontier Designation (are based in any county with less than 6 people/square mile)

Hospital Expenditure Report Detailed Data by Hospital

Total Charges Medicaid											
Size	Hospital	System	DOI	Beds	2014	2015	2016	2017	2018	2019	
Size Classification: Small (25 beds or less)	Animas Surgical Hospital		9 - West	12	Rural					\$10,831,950	
	Aspen Valley Hospital		9 - West	25	CAH					\$9,959,669	
	Banner Fort Collins Medical Center	Banner Health	4 - Ft. Collins	23	Urban	Opened 4/3/2015		\$15,788,324	\$21,628,912	\$22,194,680	\$23,753,798
	Colorado Canyons Hospital and Medical Center		5 - Grand Junction	25	CAH			\$5,413,147	\$5,798,823	\$6,750,438	\$7,447,555
	East Morgan County Hospital	Banner Health	8 - East	25	CAH	\$7,741,086	\$5,457,545	\$9,196,056	\$11,448,105	\$14,072,349	\$12,039,580
	Estes Park Health		4 - Ft. Collins	25	CAH	\$4,865,730	\$8,336,002	\$6,806,600	\$6,661,545	\$12,340,393	\$13,600,113
	Grand River Hospital District		9 - West	25	CAH	\$16,518,346	\$22,256,085	\$25,110,279	\$25,085,009	\$22,864,645	\$24,137,392
	Gunnison Valley Health		9 - West	24	CAH	\$7,541,260	\$9,349,025	\$10,504,528	\$11,742,270	\$12,499,009	\$13,409,271
	Haxtun Hospital District		8 - East	25	CAH		\$1,165,745	\$1,194,056	\$1,455,884	\$1,600,261	
	Heart of the Rockies Regional Medical Center		8 - East	25	CAH	\$13,820,408	\$17,047,172	\$18,528,972	\$19,331,891	\$20,642,452	\$23,062,826
	Keefe Memorial Health Service District		8 - East	25	CAH*						\$1,393,674
	Kit Carson County Health Service District		8 - East	19	CAH*	\$3,400,233	\$3,247,961	\$3,396,700	\$3,265,845	\$3,357,213	
	Lincoln Community Hospital		8 - East	15	CAH*						\$5,144,643
	Melissa Memorial Hospital		8 - East	15	CAH	\$1,496,489	\$1,854,084	\$2,213,500		\$2,947,111	\$2,619,430
	Memorial Regional Health		9 - West	25	CAH*						
	Middle Park Medical Center - Kremmling		9 - West	23	CAH						
	Mt. San Rafael Hospital		8 - East	25	CAH*	\$16,528,222	\$18,773,997	\$20,920,024	\$22,299,569	\$20,543,136	\$20,094,286
	Pagosa Springs Medical Center		9 - West	11	CAH						\$10,676,229
	Prowers Medical Center		8 - East	25	CAH						\$15,202,720
	Rangely District Hospital		9 - West	25	CAH*	\$2,115,665	\$2,229,649	\$2,539,143	\$2,623,894	\$1,842,055	
	Rio Grande Hospital		8 - East	17	CAH	\$4,963,019	\$6,127,417	\$6,400,670	\$7,075,036	\$6,925,847	\$7,721,737
	San Luis Valley Health Conejos County Hospital	San Luis Valley	8 - East	17	CAH	\$4,002,158	\$5,605,955	\$4,595,134	\$4,431,479	\$4,930,600	\$4,787,337
	Sedgewick County Health Center		8 - East	15	CAH*	\$3,085,957	\$3,431,889	\$3,144,650	\$3,571,638	\$3,613,717	\$4,239,645
	Southeast Colorado Hospital District		8 - East	23	CAH*	\$5,223,071	\$5,890,565	\$5,937,411	\$6,152,555	\$6,534,400	\$6,838,073
	Southwest Health System, Inc.		9 - West	25	CAH						
	Spanish Peaks Regional Health Center		8 - East	20	CAH*				\$4,558,611	\$5,523,953	\$5,890,297
	St. Thomas More Hospital	Centura Health CHI	8 - East	25	CAH	\$31,183,604	\$44,241,629	\$49,445,954	\$56,365,558	\$54,146,541	\$59,374,372
	St. Vincent General Hospital District		9 - West	25	CAH	\$3,566,160	\$2,219,503	\$2,404,335	\$2,695,073	\$3,235,192	\$3,157,981
	Sterling Regional MedCenter	Banner Health	8 - East	25	Rural	\$14,323,989	\$14,936,141	\$18,920,457	\$21,343,690	\$24,229,022	\$24,742,233
	UCHealth Grandview Hospital	UCHealth	2 - Colorado Springs	22	Urban	Opened 1/1/2017					\$44,068,547
	UCHealth Pikes Peak Regional Hospital	UCHealth	2 - Colorado Springs	15	CAH					\$2,317,360	\$10,374,833
	Welsbrod Memorial County Hospital		8 - East	25	CAH*	\$1,415,099	\$1,546,039	\$1,510,282	\$1,393,623	\$1,502,620	\$1,908,294
	Wray Community District Hospital		8 - East	16	CAH*	\$3,001,161	\$3,139,492	\$3,429,572	\$3,959,927	\$4,716,920	\$6,162,712
	Yuma District Hospital		8 - East	15	CAH*						
	Subtotal: Same-Store				337	\$137,779,270	\$168,358,457	\$186,854,925	\$205,556,967	\$212,796,842	\$225,276,122
Subtotal				727	\$144,791,657	\$176,855,896	\$217,399,795	\$244,888,936	\$303,398,460	\$367,148,734	
Medium (26-90 beds)	Arkansas Valley Regional Medical Center		8 - East	55	CAH	\$18,512,904	\$22,526,716	\$26,930,515	\$27,136,449	\$25,649,988	\$25,785,502
	Castle Rock Adventist Hospital	Centura Health Adventist	3 - Denver	55	Urban	\$23,014,297	\$36,927,019	\$48,247,274	\$58,987,543	\$69,161,488	\$72,638,196
	Colorado Plains Medical Center		8 - East	50	Rural	\$24,508,349	\$29,481,389	\$32,104,211	\$33,046,625	\$33,567,601	\$32,542,729
	Community Hospital		5 - Grand Junction	44	Urban						\$75,079,702
	Delta County Memorial Hospital		9 - West	49	Rural	\$23,966,368	\$32,084,803	\$32,571,612	\$38,624,637	\$38,009,328	\$36,403,825
	Mercy Regional Medical Center	Centura Health CHI	9 - West	82	Rural	\$44,928,055	\$73,090,133	\$87,458,016	\$106,298,334	\$119,716,194	\$128,642,382
	Montrose Memorial Hospital		9 - West	75	Rural						\$56,376,415
	National Jewish Health		3 - Denver	46	Urban	\$19,075,984	\$29,362,234	\$38,592,788	\$39,099,816	\$38,213,726	\$39,843,022
	OrthoColorado Hospital	Centura Health CHI	3 - Denver	48	Urban	\$48,080		\$16,511	\$132,051	\$31,176	\$-86,776
	Pioneers Medical Center		9 - West	40	CAH*	\$3,277,227	\$1,196,040	\$1,736,842	\$3,234,706	\$2,675,028	\$3,345,734
	San Luis Valley Health Regional Medical Center	San Luis Valley	8 - East	49	Rural	\$37,289,650	\$51,519,090	\$54,081,214	\$56,005,442	\$59,883,098	\$60,385,010
	St. Anthony Summit Medical Center	Centura Health CHI	9 - West	35	Rural	\$13,400,203	\$19,665,034	\$26,893,662	\$29,962,626	\$43,109,951	\$43,109,951
	UCHealth Broomfield Hospital	UCHealth	3 - Denver	40	Urban	Opened 9/1/2016				\$52,056,740	\$24,256,911
	UCHealth Longs Peak Hospital	UCHealth	6 - Greeley	51	Urban	Opened 8/31/2017				\$45,467,167	\$77,202,653
	UCHealth Yampa Valley Medical Center	UCHealth	9 - West	39	Rural					\$15,073,720	\$20,524,085
	Vail Health Hospital		9 - West	58	Rural	\$16,393,164	\$21,034,895	\$22,347,708	\$20,882,527	\$20,732,210	\$22,758,277
	Valley View Hospital		9 - West	78	Rural	\$47,364,601	\$65,476,116	\$83,432,045	\$75,759,614	\$73,775,053	\$77,526,574
	Subtotal: Same-Store				645	\$271,778,883	\$382,363,470	\$454,412,398	\$489,170,370	\$515,025,178	\$542,894,425
	Subtotal				1031	\$271,778,883	\$382,363,470	\$454,412,398	\$489,170,370	\$515,025,178	\$542,894,425
	Large (91 or more beds)	Avista Adventist Hospital	Centura Health Adventist	1 - Boulder	114	Urban	\$45,849,566	\$57,868,706	\$64,309,164	\$74,028,741	\$85,604,359
Boulder Community Health			1 - Boulder	167	Urban	\$122,567,446	\$155,136,263	\$165,743,083	\$177,200,387	\$179,307,425	\$152,557,863
Children's Hospital Colorado		Children's Hospital CO	3 - Denver	465	Urban	\$1,212,483,682	\$1,201,528,513	\$1,241,091,283	\$1,375,740,206	\$1,507,708,632	\$1,468,963,331
Denver Health Medical Center			3 - Denver	555	Urban	\$943,912,029	\$1,063,929,681	\$1,057,657,865	\$1,133,063,095	\$1,162,817,037	\$1,230,887,520
Good Samaritan Medical Center		SCL Health	1 - Boulder	234	Urban	\$93,024,303	\$116,262,456	\$129,076,606	\$135,244,457	\$141,819,309	\$142,810,134
Littleton Adventist Hospital		Centura Health Adventist	3 - Denver	231	Urban	\$107,951,176	\$131,859,408	\$145,168,445	\$156,190,852	\$157,922,552	\$153,955,159
Longmont United Hospital		Centura Health CHI	1 - Boulder	186	Urban				\$100,610,511	\$141,446,967	\$137,025,665
Lutheran Medical Center		SCL Health	3 - Denver	362	Urban	\$244,967,361	\$294,457,113	\$334,625,846	\$361,284,674	\$318,905,776	\$325,855,999
McKee Medical Center		Banner Health	4 - Ft. Collins	115	Urban	\$57,851,570	\$61,386,934	\$88,919,876	\$72,209,278	\$65,751,912	\$73,842,347
North Colorado Medical Center		Banner Health	6 - Greeley	378	Urban	\$81,120,537	\$111,931,410	\$155,832,711	\$180,323,727	\$219,190,184	\$266,013,564
North Suburban Medical Center		HealthONE	3 - Denver	157	Urban	Charges by system until 2019					\$678,629,000
Parker Adventist Hospital		Centura Health Adventist	3 - Denver	170	Urban	\$75,678,357	\$113,000,724	\$146,130,331	\$151,966,966	\$154,892,931	\$165,646,847
Parkview Medical Center			7 - Pueblo	350	Urban	\$305,705,694	\$403,580,262	\$473,628,377	\$533,972,949	\$564,692,122	\$581,219,166
Penrose-St. Francis Health Services		Centura Health CHI	2 - Colorado Springs	522	Urban	\$240,734,096	\$364,162,781	\$401,158,423	\$458,920,541	\$508,361,172	\$564,419,171
Platte Valley Medical Center		SCL Health	3 - Denver	98	Urban	\$61,685,735	\$63,949,213	\$71,590,190	\$83,913,463	\$82,298,922	\$89,304,130
Porter Adventist Hospital		Centura Health Adventist	3 - Denver	368	Urban	\$134,283,553	\$197,481,968	\$191,405,883	\$213,045,288	\$221,317,356	\$205,940,842
Presbyterian/St. Luke's Medical Center		HealthONE	3 - Denver	680	Urban	Charges by system until 2019					\$1,032,791,000
Rose Medical Center		HealthONE	3 - Denver	402	Urban	Charges by system until 2019					\$388,681,000
Sky Ridge Medical Center		HealthONE	3 - Denver	284	Urban	Charges by system until 2019					\$316,633,000
St. Anthony Hospital		Centura Health CHI	3 - Denver	237	Urban	\$225,326,112	\$335,994,262	\$384,395,028	\$393,645,122	\$383,981,582	\$370,526,273
St. Anthony North Health Campus		Centura Health CHI	3 - Denver	100	Urban	\$140,503,995	\$170,779,011	\$197,507,569	\$202,098,911	\$195,015,890	\$225,096,243
St. Joseph Hospital		SCL Health	3 - Denver	400	Urban	\$229,686,374	\$320,925,144	\$363,024,820	\$409,297,333	\$398,785,282	\$414,635,292
St. Mary-Corwin Medical Center		Centura Health CHI	7 - Pueblo	408	Urban	\$159,049,433	\$208,893,622	\$235,590,422	\$247,962,592	\$229,413,217	\$184,724,835
St. Mary's Hospital & Medical Center, Inc.		SCL Health	5 - Grand Junction	346	Urban	\$224,805,866	\$246,591,883	\$264,516,394	\$281,285,047	\$273,219,063	\$280,996,749
Swedish Medical Center		HealthONE	3 - Denver	408	Urban	Charges by system until 2019					\$939,215,000
The Medical Center of Aurora		HealthONE	3 - Denver	346	Urban	Charges by system until 2019					\$784,393,000
UCHealth Medical Center of the Rockies		UCHealth	4 - Ft. Collins	174	Urban	\$92,848,340	\$135,080,332	\$153,641,438	\$170,783,250	\$188,814,174	\$197,378,797
UCHealth Memorial Hospital Central		UCHealth	2 - Colorado Springs	553	Urban	\$392,389,563	\$551,009,616	\$753,505,646	\$885,474,598	\$1,040,125,848	\$1,084,186,214
UCHealth Poudre Valley Hospital		UCHealth	4 - Ft. Collins	255	Urban	\$143,819,356	\$200,744,918	\$231,315,851	\$272,337,540	\$290,245,825	\$292,671,917
UCHealth University of Colorado Hospital		UCHealth	3 - Denver	699	Urban	\$839,679,057	\$1,086,884,209	\$1,270,118,302	\$1,437,631,994	\$1,663,675,155	\$1,841,490,064
Children's Hospital Colorado Springs		Children's Hospital CO	2 - Colorado Springs	99	Urban	Opened 5/28/2019					\$140,120,939
HealthONE System (Charges by system until 2019)		HealthONE			2277	\$2,138,627,000	\$2,668,923,999	\$3,142,221,000	\$3,557,193,000	\$4,010,374,000	\$4,140,342,000
Subtotal: Same-Store					9578	\$8,314,550,203	\$10,262,362,430	\$11,662,174,553	\$12,964,814,029	\$14,043,239,726	\$14,535,096,359
Subtotal					9863	\$8,314,550,203	\$10,262,362,430	\$11,662,174,553	\$13,065,424,540	\$14,184,686,693	\$14,812,242,963
Total: Same-Store					10560	\$8,724,108,356	\$10,813,084,356	\$12,303,441,876	\$13,659,541,366	\$14,771,061,746	\$15,303,266,907
Total					11621	\$8,731,120,743	\$10,821,581,795	\$12,333,986,747	\$13,799,483,846	\$15,115,707,957	\$15,976,221,744

\* These Critical Access Hospitals have a Frontier Designation (are based in any county with less than 6 people/square mile)

Hospital Expenditure Report Detailed Data by Hospital

Total Charges Medicare											
Size	Hospital	System	DOI	Beds	2014	2015	2016	2017	2018	2019	
Size Classification: Small (25 beds or less)	Animas Surgical Hospital		9 - West	12 Rural						\$55,053,232	
	Aspen Valley Hospital		9 - West	25 CAH						\$45,129,743	
	Banner Fort Collins Medical Center	Banner Health	4 - Ft. Collins	23 Urban	Opened 4/3/2015					\$37,190,231	
	Colorado Canyons Hospital and Medical Center		5 - Grand Junction	25 CAH			\$25,402,905	\$34,148,768	\$40,337,616	\$34,565,473	\$45,976,685
	East Morgan County Hospital	Banner Health	8 - East	25 CAH	\$26,162,638	\$31,331,057	\$26,816,183	\$29,325,215	\$27,376,634	\$25,516,967	
	Estes Park Health		4 - Ft. Collins	25 CAH	\$27,680,709	\$29,518,272	\$31,619,860	\$37,659,690	\$44,057,339	\$48,962,377	
	Grand River Hospital District		9 - West	25 CAH	\$21,358,391	\$23,650,621	\$26,744,409	\$33,855,669	\$34,232,824	\$38,934,767	
	Gunnsion Valley Health		9 - West	24 CAH	\$14,317,967	\$15,224,358	\$19,358,511	\$22,747,666	\$31,825,273	\$33,129,573	
	Haxtun Hospital District		8 - East	25 CAH		\$4,100,331	\$3,579,716	\$4,054,840	\$4,469,377		
	Heart of the Rockies Regional Medical Center		8 - East	25 CAH	\$36,716,527	\$42,031,424	\$48,926,926	\$70,294,782	\$85,965,391	\$88,976,181	
	Keefe Memorial Health Service District		8 - East	25 CAH*						\$3,593,482	
	Kit Carson County Health Service District		8 - East	19 CAH*	\$7,245,628	\$7,690,728	\$7,916,554	\$7,040,109	\$7,425,386		
	Lincoln Community Hospital		8 - East	15 CAH*						\$12,144,500	
	Melissa Memorial Hospital		8 - East	15 CAH	\$6,394,722	\$6,620,076	\$6,851,781		\$14,217,747	\$18,891,243	
	Memorial Regional Health		9 - West	25 CAH*							
	Middle Park Medical Center - Kremmling		9 - West	23 CAH							
	Mt. San Rafael Hospital		8 - East	25 CAH*	\$24,970,511	\$26,023,383	\$25,378,075	\$28,540,688	\$30,712,501	\$30,994,133	
	Pagosa Springs Medical Center		9 - West	11 CAH						\$22,886,294	
	Prowers Medical Center		8 - East	25 CAH						\$19,813,882	
	Rangely District Hospital		9 - West	25 CAH*	\$2,635,030	\$3,170,449	\$2,568,888	\$2,447,202	\$2,685,048		
	Rio Grande Hospital		8 - East	17 CAH	\$12,616,870	\$13,094,904	\$14,937,663	\$14,901,195	\$18,350,379	\$18,844,884	
	San Luis Valley Health Conejos County Hospital	San Luis Valley	8 - East	17 CAH	\$5,616,523	\$6,628,547	\$6,252,407	\$6,623,907	\$7,556,309	\$8,703,346	
	Sedgewick County Health Center		8 - East	15 CAH*	\$5,876,470	\$5,964,348	\$5,998,218	\$6,488,622	\$7,154,096	\$8,302,396	
	Southeast Colorado Hospital District		8 - East	23 CAH	\$10,865,083	\$11,400,519	\$12,606,693	\$11,355,766	\$12,945,139	\$11,232,880	
	Southwest Health System, Inc.		9 - West	25 CAH							
	Spanish Peaks Regional Health Center		8 - East	20 CAH*					\$11,361,199	\$11,944,887	\$12,031,921
	St. Thomas More Hospital	Centura Health CHI	8 - East	25 CAH	\$61,850,237	\$67,706,245	\$78,913,185	\$84,845,025	\$89,089,230	\$95,672,565	
	St. Vincent General Hospital District		9 - West	25 CAH	\$4,733,095	\$2,185,815	\$2,379,112	\$2,928,327	\$3,445,128	\$3,382,197	
	Sterling Regional MedCenter	Banner Health	8 - East	25 Rural	\$56,007,659	\$52,166,151	\$55,596,401	\$63,213,923	\$65,087,762	\$56,688,596	
	UCHealth Grandview Hospital	UCHealth	2 - Colorado Springs	22 Urban	Opened 9/11/2017					\$48,274,734	
	UCHealth Pikes Peak Regional Hospital	UCHealth	2 - Colorado Springs	15 CAH					\$5,012,102	\$22,731,161	
	Welsbrod Memorial County Hospital		8 - East	25 CAH*	\$2,233,844	\$1,934,231	\$1,760,131	\$2,295,952	\$2,061,286	\$2,759,318	
	Wray Community District Hospital		8 - East	16 CAH*	\$6,740,355	\$6,627,374	\$6,792,393	\$9,787,241	\$11,010,748	\$13,000,609	
	Yuma District Hospital		8 - East	15 CAH*							
	Subtotal: Same-Store				337	\$317,746,880	\$335,487,249	\$364,080,367	\$424,863,740	\$470,670,439	\$485,100,829
Subtotal				727	\$334,022,261	\$357,068,834	\$440,235,162	\$517,986,313	\$613,416,812	\$627,817,487	
Medium (26-90 beds)	Arkansas Valley Regional Medical Center		8 - East	55 CAH	\$34,205,423	\$30,675,066	\$36,374,610	\$36,347,823	\$35,566,132	\$34,132,805	
	Castle Rock Adventist Hospital	Centura Health Adventist	3 - Denver	55 Urban	\$64,580,309	\$89,699,487	\$94,724,315	\$128,344,926	\$130,200,214	\$167,724,152	
	Colorado Plains Medical Center		8 - East	50 Rural	\$44,963,720	\$48,691,568	\$51,612,957	\$53,546,864	\$52,070,734	\$49,776,664	
	Community Hospital		5 - Grand Junction	44 Urban						\$229,526,910	
	Delta County Memorial Hospital		9 - West	49 Rural	\$70,713,425	\$75,847,348	\$83,307,989	\$90,537,648	\$103,740,802	\$112,812,580	
	Mercy Regional Medical Center	Centura Health CHI	9 - West	82 Rural	\$160,622,814	\$196,088,694	\$210,727,081	\$260,138,359	\$303,446,622	\$336,298,581	
	Montrose Memorial Hospital		9 - West	75 Rural						\$164,618,614	
	National Jewish Health		3 - Denver	46 Urban	\$55,100,332	\$62,078,046	\$86,449,830	\$98,485,859	\$107,318,428	\$120,901,842	
	OrthoColorado Hospital	Centura Health CHI	3 - Denver	48 Urban	\$93,808,004	\$103,228,294	\$145,042,771	\$163,267,167	\$180,594,864	\$195,842,260	
	Pioneers Medical Center		9 - West	40 CAH*	\$5,737,302	\$5,305,716	\$8,171,838	\$8,897,699	\$8,624,348	\$14,043,095	
	San Luis Valley Health Regional Medical Center	San Luis Valley	8 - East	49 Rural	\$45,667,543	\$53,944,633	\$59,072,069	\$68,099,947	\$76,077,889	\$82,870,367	
	St. Anthony Summit Medical Center	Centura Health CHI	9 - West	35 Rural	\$25,723,509	\$29,762,253	\$36,125,629	\$42,128,402	\$57,412,001	\$59,234,588	
	UCHealth Broomfield Hospital	UCHealth	3 - Denver	40 Urban	Opened 9/1/2016					\$18,744,699	
	UCHealth Longs Peak Hospital	UCHealth	6 - Greeley	51 Urban	Opened 8/31/2017					\$75,161,571	
	UCHealth Yampa Valley Medical Center	UCHealth	9 - West	39 Rural					\$41,452,437	\$58,795,416	
	Vail Health Hospital		9 - West	58 Rural	\$54,617,315	\$58,763,142	\$58,577,060	\$73,187,418	\$97,877,272	\$112,156,438	
	Valley View Hospital		9 - West	78 Rural	\$85,573,722	\$119,119,480	\$143,594,725	\$156,910,965	\$166,644,626	\$194,218,755	
	Subtotal: Same-Store				645	\$741,313,468	\$873,203,727	\$1,013,780,873	\$1,179,893,077	\$1,340,693,931	\$1,478,012,127
	Subtotal				1031	\$741,313,468	\$873,203,727	\$1,013,780,873	\$1,179,893,077	\$1,476,052,638	\$2,098,757,094
	Large (91 or more beds)	Avista Adventist Hospital	Centura Health Adventist	1 - Boulder	114 Urban	\$83,271,103	\$93,146,939	\$105,180,586	\$111,215,986	\$146,400,202	\$214,230,250
Boulder Community Health			1 - Boulder	167 Urban	\$431,372,952	\$518,153,363	\$564,212,868	\$649,365,217	\$668,462,850	\$738,192,134	
Children's Hospital Colorado		Children's Hospital CO	3 - Denver	465 Urban	\$11,119,303	\$13,618,048	\$15,542,505	\$6,791,071	\$10,317,909	\$8,749,941	
Denver Health Medical Center			3 - Denver	555 Urban	\$237,788,171	\$278,360,645	\$260,964,522	\$288,792,284	\$334,322,356	\$550,657,400	
Good Samaritan Medical Center		SCL Health	1 - Boulder	234 Urban	\$530,326,277	\$557,544,966	\$610,389,188	\$668,640,294	\$696,206,143	\$717,355,306	
Littleton Adventist Hospital		Centura Health Adventist	3 - Denver	231 Urban	\$465,529,559	\$511,442,720	\$554,588,276	\$591,887,775	\$653,272,052	\$701,841,873	
Longmont United Hospital		Centura Health CHI	1 - Boulder	186 Urban				\$197,452,486	\$284,207,609	\$285,430,045	
Lutheran Medical Center		SCL Health	3 - Denver	362 Urban	\$588,437,491	\$627,039,080	\$719,078,845	\$801,074,968	\$793,744,426	\$901,314,158	
McKee Medical Center		Banner Health	4 - Ft. Collins	115 Urban	\$183,120,967	\$199,732,147	\$173,878,276	\$203,656,218	\$224,579,420	\$188,782,394	
North Colorado Medical Center		Banner Health	6 - Greeley	378 Urban	\$654,595,145	\$620,079,483	\$713,173,825	\$748,764,591	\$781,584,097	\$515,962,241	
North Suburban Medical Center		HealthONE	3 - Denver	157 Urban	Charges by system until 2019					\$553,898,000	
Parker Adventist Hospital		Centura Health Adventist	3 - Denver	170 Urban	\$251,576,435	\$305,471,548	\$358,124,158	\$405,946,351	\$460,714,939	\$484,694,577	
Parkview Medical Center			7 - Pueblo	350 Urban	\$502,043,684	\$521,537,865	\$599,873,205	\$651,168,018	\$698,284,260	\$1,195,902,122	
Penrose-St. Francis Health Services		Centura Health CHI	2 - Colorado Springs	522 Urban	\$926,237,733	\$1,041,390,310	\$1,115,569,743	\$1,243,447,083	\$1,475,977,213	\$1,688,232,159	
Platte Valley Medical Center		SCL Health	3 - Denver	98 Urban	\$87,170,606	\$81,509,717	\$103,287,727	\$110,666,607	\$122,954,409	\$119,048,902	
Porter Adventist Hospital		Centura Health Adventist	3 - Denver	368 Urban	\$543,022,606	\$602,652,855	\$648,990,041	\$680,971,913	\$678,607,683	\$667,056,535	
Presbyterian/St. Luke's Medical Center		HealthONE	3 - Denver	680 Urban	Charges by system until 2019					\$854,871,000	
Rose Medical Center		HealthONE	3 - Denver	402 Urban	Charges by system until 2019					\$910,636,000	
Sky Ridge Medical Center		HealthONE	3 - Denver	284 Urban	Charges by system until 2019					\$1,612,628,000	
St. Anthony Hospital		Centura Health CHI	3 - Denver	237 Urban	\$649,992,195	\$709,777,073	\$746,373,084	\$797,008,523	\$816,360,495	\$921,799,860	
St. Anthony North Health Campus		Centura Health CHI	3 - Denver	100 Urban	\$258,794,708	\$244,582,568	\$242,851,336	\$261,151,062	\$305,035,333	\$369,875,770	
St. Joseph Hospital		SCL Health	3 - Denver	400 Urban	\$763,602,699	\$821,689,013	\$912,147,059	\$995,854,852	\$1,043,954,735	\$1,156,741,202	
St. Mary-Corwin Medical Center		Centura Health CHI	7 - Pueblo	408 Urban	\$336,186,553	\$354,114,670	\$401,677,451	\$436,045,824	\$429,238,229	\$331,005,932	
St. Mary's Hospital & Medical Center, Inc.		SCL Health	5 - Grand Junction	346 Urban	\$413,492,391	\$456,705,861	\$479,614,602	\$533,610,018	\$584,459,586	\$616,110,931	
Swedish Medical Center		HealthONE	3 - Denver	408 Urban	Charges by system until 2019					\$2,029,725,000	
The Medical Center of Aurora		HealthONE	3 - Denver	346 Urban	Charges by system until 2019					\$1,349,363,000	
UCHealth Medical Center of the Rockies		UCHealth	4 - Ft. Collins	174 Urban	\$425,890,524	\$475,089,996	\$533,978,582	\$631,204,429	\$716,315,643	\$850,836,043	
UCHealth Memorial Hospital Central		UCHealth	2 - Colorado Springs	553 Urban	\$749,196,216	\$788,470,439	\$911,069,129	\$1,060,168,165	\$1,291,024,151	\$1,479,981,558	
UCHealth Poudre Valley Hospital		UCHealth	4 - Ft. Collins	255 Urban	\$453,870,745	\$510,550,690	\$575,563,803	\$725,635,124	\$790,715,255	\$877,743,138	
UCHealth University of Colorado Hospital		UCHealth	3 - Denver	699 Urban	\$1,538,303,514	\$1,758,730,207	\$2,021,273,244	\$2,328,381,516	\$2,833,240,394	\$3,278,574,696	
Children's Hospital Colorado Springs		Children's Hospital CO	2 - Colorado Springs	99 Urban	Opened 5/28/2019					\$101,161	
HealthONE System (Charges by system until 2019)		HealthONE			2277	\$4,093,398,000	\$4,621,931,000	\$5,211,607,000	\$6,056,447,000	\$6,952,156,000	\$7,311,121,000
Subtotal: Same-Store					9578	\$15,178,339,578	\$16,713,321,204	\$18,579,009,053	\$20,987,894,349	\$23,505,981,781	\$25,885,909,122
Subtotal					9863	\$15,178,339,578	\$16,713,321,204	\$18,579,009,053	\$21,185,346,835	\$23,790,189,390	\$26,171,521,329
Total: Same-Store					10560	\$16,237,399,926	\$17,922,012,181	\$19,956,870,293	\$22,592,651,166	\$25,317,346,150	\$27,849,103,078
Total					11621	\$16,253,675,307	\$17,943,593,765	\$20,033,025,089	\$22,883,226,225	\$25,879,658,840	\$29,093,095,910

\* These Critical Access Hospitals have a Frontier Designation (are based in any county with less than 6 people/square mile)

Hospital Expenditure Report Detailed Data by Hospital

Total Charges Self Pay												
Size	Hospital	System	DOI	Beds	2014	2015	2016	2017	2018	2019		
Small (25 beds or less)	Animas Surgical Hospital		9 - West	12	Rural						\$8,749,507	
	Aspen Valley Hospital		9 - West	25	CAH						\$5,701,530	
	Banner Fort Collins Medical Center	Banner Health	4 - Ft. Collins	23	Urban	Opened 4/3/2015		\$1,120,824	\$757,944	\$1,608,825	\$2,326,363	
	Colorado Canyons Hospital and Medical Center		5 - Grand Junction	25	CAH			\$1,247,610	\$1,120,000	\$2,540,515	\$2,259,165	
	East Morgan County Hospital	Banner Health	8 - East	25	CAH	\$978,167	\$925,511	\$1,298,617	\$1,543,799	\$1,778,012	\$2,006,600	
	Estes Park Health		4 - Ft. Collins	25	CAH	\$1,508,286	\$1,218,413	\$1,746,023	\$1,809,860	\$3,230,103	\$3,335,856	
	Grand River Hospital District		9 - West	25	CAH	\$8,084,963	\$7,063,090	\$7,179,886	\$7,914,043	\$8,491,695	\$7,374,908	
	Gunnison Valley Health		9 - West	24	CAH	\$1,944,172	\$2,443,520	\$1,966,878	\$2,912,919	\$3,455,865	\$5,468,256	
	Haxtun Hospital District		8 - East	25	CAH		\$737,496	\$979,340	\$777,645	\$965,364		
	Heart of the Rockies Regional Medical Center		8 - East	25	CAH	\$3,110,312	\$3,025,531	\$3,591,686	\$3,535,707	\$4,576,038	\$5,301,489	
	Keefe Memorial Health Service District		8 - East	25	CAH*						\$287,243	
	Kit Carson County Health Service District		8 - East	19	CAH*	\$936,188	\$1,076,587	\$955,436	\$1,274,091	\$947,696		
	Lincoln Community Hospital		8 - East	15	CAH*						\$1,580,912	
	Melissa Memorial Hospital		8 - East	15	CAH	\$606,780	\$464,436	\$322,818		\$507,300	\$465,252	
	Memorial Regional Health		9 - West	25	CAH*							
	Middle Park Medical Center - Kremmling		9 - West	23	CAH							
	Mt. San Rafael Hospital		8 - East	25	CAH*	\$3,400,716	\$2,827,342	\$3,202,919	\$2,971,476	\$3,859,007	\$2,039,268	
	Pagosa Springs Medical Center		9 - West	11	CAH						\$2,809,930	
	Prowers Medical Center		8 - East	25	CAH						\$2,529,229	
	Rangely District Hospital		9 - West	25	CAH*	\$334,047	\$382,016	\$682,307	\$685,693	\$757,568		
	Rio Grande Hospital		8 - East	17	CAH	\$1,560,508	\$1,479,247	\$1,543,156	\$1,660,280	\$1,708,169	\$1,736,987	
	San Luis Valley Health Conejos County Hospital	San Luis Valley	8 - East	17	CAH	\$1,093,416	\$669,988	\$450,292	\$402,386	\$806,416	\$828,680	
	Sedgwick County Health Center		8 - East	15	CAH*	\$1,751,830	\$1,794,809	\$1,599,603	\$1,667,859	\$1,819,737	\$2,322,202	
	Southeast Colorado Hospital District		8 - East	23	CAH*	\$980,568	\$589,055	\$397,661	\$367,984	\$568,819	\$1,890,543	
	Southwest Health System, Inc.		9 - West	25	CAH							
	Spanish Peaks Regional Health Center		8 - East	20	CAH*				\$460,156	\$626,487	\$572,271	
	St. Thomas More Hospital	Centura Health CHI	8 - East	25	CAH	\$3,978,444	\$2,916,811	\$2,650,011	\$3,577,760	\$3,697,009	\$5,778,193	
	St. Vincent General Hospital District		9 - West	25	CAH	\$2,152,516	\$1,323,438	\$1,434,310	\$1,733,377	\$1,079,432	\$841,469	
	Sterling Regional MedCenter	Banner Health	8 - East	25	Rural	\$2,439,694	\$2,254,800	\$1,474,024	\$1,496,338	\$2,074,033	\$2,737,289	
	UCHealth Grandview Hospital	UCHealth	2 - Colorado Springs	22	Urban	Opened 1/1/2017				\$6,850,766	\$5,982,036	
	UCHealth Pikes Peak Regional Hospital	UCHealth	2 - Colorado Springs	15	CAH					\$399,696	\$1,668,793	
	Weisbrod Memorial County Hospital		8 - East	25	CAH*	\$497,806	\$440,557	\$472,511	\$503,901	\$520,027	\$553,569	
	Wray Community District Hospital		8 - East	16	CAH*	\$786,494	\$549,875	\$698,015	\$650,721	\$659,052	\$744,452	
	Yuma District Hospital		8 - East	15	CAH*							
	Subtotal: Same-Store				337	\$34,267,892	\$29,521,987	\$29,705,592	\$32,738,411	\$38,323,413	\$42,959,760	
	Subtotal				727	\$36,144,907	\$32,182,522	\$35,013,928	\$37,813,941	\$53,527,630	\$77,891,992	
	Medium (26-90 beds)	Arkansas Valley Regional Medical Center		8 - East	55	CAH	\$5,929,705	\$2,556,162	\$2,165,193	\$2,037,876	\$2,558,833	\$4,153,549
		Castle Rock Adventist Hospital	Centura Health Adventist	3 - Denver	55	Urban	\$7,841,912	\$5,557,222	\$5,617,894	\$12,260,995	\$16,506,462	\$22,615,698
		Colorado Plains Medical Center		8 - East	50	Rural	\$10,026,042	\$8,688,643	\$10,326,901	\$9,508,499	\$9,269,138	\$5,477,787
		Community Hospital		5 - Grand Junction	44	Urban						\$10,452,449
Delta County Memorial Hospital			9 - West	49	Rural	\$3,830,980	\$3,820,855	\$3,652,118	\$4,248,143	\$4,362,484	\$5,187,073	
Mercy Regional Medical Center		Centura Health CHI	9 - West	82	Rural	\$10,128,323	\$6,857,095	\$6,971,575	\$13,074,095	\$9,277,242	\$15,889,095	
Montrose Memorial Hospital			9 - West	75	Rural						\$8,030,745	
National Jewish Health			3 - Denver	46	Urban	\$581,474	\$576,255	\$748,847	\$923,740	\$820,854	\$875,993	
OrthoColorado Hospital		Centura Health CHI	3 - Denver	48	Urban	\$861,893	\$398,716	\$1,134,270	\$967,065	\$1,824,292	\$1,955,993	
Pioneers Medical Center			9 - West	40	CAH*	\$643,146	\$6,494,616	\$9,433,176	\$7,968,557	\$846,571	\$587,291	
San Luis Valley Health Regional Medical Center		San Luis Valley	8 - East	49	Rural	\$10,026,231	\$5,377,475	\$6,332,988	\$6,187,916	\$9,778,900	\$7,929,582	
St. Anthony Summit Medical Center		Centura Health CHI	9 - West	35	Rural	\$8,344,218	\$7,178,218	\$7,096,711	\$12,501,750	\$13,678,351	\$21,642,055	
UCHealth Broomfield Hospital		UCHealth	3 - Denver	40	Urban	Opened 9/1/2016				\$12,945,065	\$5,971,561	
UCHealth Longs Peak Hospital		UCHealth	6 - Greeley	51	Urban	Opened 8/31/2017				\$8,529,145	\$13,335,362	
UCHealth Yampa Valley Medical Center		UCHealth	9 - West	39	Rural					\$4,817,277	\$4,364,265	
Vail Health Hospital			9 - West	58	Rural	\$14,669,385	\$12,575,268	\$12,167,400	\$12,221,233	\$11,879,990	\$13,926,769	
Valley View Hospital			9 - West	78	Rural	\$9,834,647	\$10,185,817	\$12,390,673	\$11,634,678	\$12,768,036	\$13,765,749	
Subtotal: Same-Store					645	\$82,717,954	\$70,266,341	\$78,237,747	\$93,534,546	\$93,571,153	\$114,006,035	
Subtotal					1031	\$82,717,954	\$70,266,341	\$78,237,747	\$93,534,546	\$119,862,640	\$156,633,603	
Large (91 or more beds)		Avista Adventist Hospital	Centura Health Adventist	1 - Boulder	114	Urban	\$6,602,038	\$4,148,035	\$5,194,461	\$14,217,927	\$17,431,121	\$29,387,337
		Boulder Community Health		1 - Boulder	167	Urban	\$29,220,875	\$22,857,440	\$25,035,284	\$30,309,568	\$36,317,789	\$30,645,795
		Children's Hospital Colorado	Children's Hospital CO	3 - Denver	465	Urban	\$13,227,002	\$13,138,774	\$12,595,336	\$20,418,963	\$20,846,367	\$23,736,614
	Denver Health Medical Center		3 - Denver	555	Urban	\$146,143,054	\$149,101,401	\$167,491,697	\$158,193,199	\$167,676,634	\$308,859,941	
	Good Samaritan Medical Center	SCL Health	1 - Boulder	234	Urban	\$16,532,306	\$16,949,107	\$13,960,344	\$17,755,583	\$21,440,330	\$20,224,063	
	Littleton Adventist Hospital	Centura Health Adventist	3 - Denver	231	Urban	\$25,150,727	\$16,420,545	\$14,845,247	\$20,366,623	\$17,760,114	\$41,260,173	
	Longmont United Hospital	Centura Health CHI	1 - Boulder	186	Urban				\$11,870,190	\$12,473,642	\$25,860,300	
	Lutheran Medical Center	SCL Health	3 - Denver	362	Urban	\$56,072,590	\$38,646,568	\$36,346,866	\$35,812,039	\$49,239,635	\$53,384,295	
	McKee Medical Center	Banner Health	4 - Ft. Collins	115	Urban	\$10,736,908	\$3,714,807	\$3,687,204	\$6,008,760	\$2,874,345	\$10,214,430	
	North Colorado Medical Center	Banner Health	6 - Greeley	378	Urban	\$91,969,584	\$65,243,666	\$13,341,368	\$9,108,942	\$12,770,217	\$44,243,869	
	North Suburban Medical Center	HealthONE	3 - Denver	157	Urban	Charges by system until 2019					\$134,776,000	
	Parker Adventist Hospital	Centura Health Adventist	3 - Denver	170	Urban	\$28,370,812	\$22,308,894	\$20,752,513	\$25,316,557	\$27,184,421	\$39,200,021	
	Parkview Medical Center		7 - Pueblo	350	Urban	\$30,952,420	\$18,757,466	\$19,464,920	\$22,220,425	\$27,956,806	\$32,052,625	
	Penrose-St. Francis Health Services	Centura Health CHI	2 - Colorado Springs	522	Urban	\$43,264,624	\$30,290,365	\$27,394,302	\$44,075,723	\$42,059,988	\$66,098,197	
	Platte Valley Medical Center	SCL Health	3 - Denver	98	Urban	\$17,164,097	\$14,653,235	\$15,992,786	\$18,696,372	\$16,878,673	\$19,492,284	
	Porter Adventist Hospital	Centura Health Adventist	3 - Denver	368	Urban	\$24,785,946	\$14,766,541	\$13,547,020	\$19,106,346	\$19,847,708	\$39,298,235	
	Presbyterian/St. Luke's Medical Center	HealthONE	3 - Denver	680	Urban	Charges by system until 2019					\$160,322,000	
	Rose Medical Center	HealthONE	3 - Denver	402	Urban	Charges by system until 2019					\$141,592,000	
	Sky Ridge Medical Center	HealthONE	3 - Denver	284	Urban	Charges by system until 2019					\$89,368,000	
	St. Anthony Hospital	Centura Health CHI	3 - Denver	237	Urban	\$61,776,472	\$36,676,130	\$36,825,871	\$47,567,767	\$44,768,726	\$61,241,905	
	St. Anthony North Health Campus	Centura Health CHI	3 - Denver	100	Urban	\$40,381,125	\$21,080,419	\$20,680,093	\$24,996,587	\$26,418,161	\$43,450,265	
	St. Joseph Hospital	SCL Health	3 - Denver	400	Urban	\$105,055,661	\$100,485,222	\$84,979,565	\$100,115,271	\$106,719,280	\$119,199,392	
	St. Mary-Corwin Medical Center	Centura Health CHI	7 - Pueblo	408	Urban	\$8,666,465	\$4,875,038	\$4,390,065	\$7,055,791	\$8,092,330	\$12,276,186	
	St. Mary's Hospital & Medical Center, Inc.	SCL Health	5 - Grand Junction	346	Urban	\$31,299,216	\$31,660,257	\$37,088,748	\$38,774,257	\$42,637,155	\$37,715,347	
	Swedish Medical Center	HealthONE	3 - Denver	408	Urban	Charges by system until 2019					\$151,596,000	
	The Medical Center of Aurora	HealthONE	3 - Denver	346	Urban	Charges by system until 2019					\$199,674,000	
	UCHealth Medical Center of the Rockies	UCHealth	4 - Ft. Collins	174	Urban	\$49,309,875	\$28,620,535	\$30,021,588	\$28,699,137	\$37,087,369	\$35,620,297	
	UCHealth Memorial Hospital Central	UCHealth	2 - Colorado Springs	553	Urban	\$149,323,288	\$68,413,507	\$70,932,011	\$78,712,576	\$100,104,610	\$99,288,924	
	UCHealth Poudre Valley Hospital	UCHealth	4 - Ft. Collins	255	Urban	\$56,961,651	\$32,151,466	\$30,630,141	\$32,643,168	\$36,930,275	\$35,159,082	
	UCHealth University of Colorado Hospital	UCHealth	3 - Denver	699	Urban	\$312,774,919	\$175,632,067	\$171,814,828	\$198,928,246	\$219,089,590	\$202,833,691	
	Children's Hospital Colorado Springs	Children's Hospital CO	2 - Colorado Springs	99	Urban	Opened 5/28/2019					\$3,658,910	
	HealthONE System (Charges by system until 2019)	HealthONE			2277	\$486,093,000	\$557,160,000	\$573,825,000	\$665,713,000	\$786,043,000	\$877,328,000	
	Subtotal: Same-Store				9578	\$1,841,834,656	\$1,487,751,488	\$1,450,837,258	\$1,664,832,829	\$1,888,175,245	\$2,282,210,970	
	Subtotal				9863	\$1,841,834,656	\$1,487,751,488	\$1,450,837,258	\$1,676,703,018	\$1,900,648,887	\$2,311,730,179	
	Total: Same-Store				10560	\$1,958,820,502	\$1,587,539,816	\$1,558,780,597	\$1,791,105,786	\$2,020,069,811	\$2,439,176,765	
Total				11621	\$1,960,697,517	\$1,590,200,352	\$1,564,088,932	\$1,808,051,505	\$2,074,039,157	\$2,546,255,774		

\* These Critical Access Hospitals have a Frontier Designation (are based in any county with less than 6 people/square mile)

Hospital Expenditure Report Detailed Data by Hospital

Total Charges Total											
Size	Hospital	System	DOI	Beds	2014	2015	2016	2017	2018	2019	
Size Classification: Small (25 beds or less)	Animas Surgical Hospital		9 - West	12 Rural						\$119,766,690	
	Aspen Valley Hospital		9 - West	25 CAH						\$139,410,479	
	Banner Fort Collins Medical Center	Banner Health	4 - Ft. Collins	23 Urban	Opened 4/3/2015		\$71,774,105	\$83,195,834	\$95,105,801	\$108,728,000	
	Colorado Canyons Hospital and Medical Center		5 - Grand Junction	25 CAH			\$66,439,529	\$68,506,085	\$75,885,538	\$82,575,498	\$106,376,775
	East Morgan County Hospital	Banner Health	8 - East	25 CAH		\$43,851,716	\$46,349,106	\$49,154,162	\$54,652,472	\$59,022,267	\$58,297,915
	Estes Park Health		4 - Ft. Collins	25 CAH		\$53,213,419	\$60,925,781	\$62,718,134	\$71,244,906	\$90,001,168	\$91,195,538
	Grand River Hospital District		9 - West	25 CAH		\$73,593,278	\$80,858,517	\$89,906,697	\$101,786,090	\$104,107,403	\$114,108,102
	Gunnison Valley Health		9 - West	24 CAH		\$49,235,746	\$52,590,107	\$62,872,999	\$69,139,605	\$87,809,605	\$97,201,230
	Haxtun Hospital District		8 - East	25 CAH			\$8,065,804	\$8,104,016	\$9,706,990	\$10,121,474	
	Heart of the Rockies Regional Medical Center		8 - East	25 CAH		\$83,451,110	\$96,459,535	\$111,650,725	\$131,223,787	\$150,798,451	\$163,073,187
	Keefe Memorial Health Service District		8 - East	25 CAH*							\$7,419,627
	Kit Carson County Health Service District		8 - East	19 CAH*		\$17,219,926	\$17,799,890	\$17,078,746	\$16,108,148	\$16,466,820	
	Lincoln Community Hospital		8 - East	15 CAH*							\$28,642,800
	Melissa Memorial Hospital		8 - East	15 CAH		\$12,463,192	\$13,450,080	\$14,436,812		\$24,180,240	\$25,525,989
	Memorial Regional Health		9 - West	25 CAH*							
	Middle Park Medical Center - Kremmling		9 - West	23 CAH							
	Mt. San Rafael Hospital		8 - East	25 CAH*		\$61,939,841	\$65,949,832	\$68,052,686	\$75,676,459	\$80,853,023	\$81,660,215
	Pagosa Springs Medical Center		9 - West	11 CAH							\$61,769,257
	Prowers Medical Center		8 - East	25 CAH							\$49,403,428
	Rangely District Hospital		9 - West	25 CAH*		\$7,587,049	\$8,765,885	\$9,001,937	\$8,136,842	\$8,112,804	
	Rio Grande Hospital		8 - East	17 CAH		\$24,589,117	\$26,522,389	\$29,291,044	\$31,277,104	\$35,896,524	\$42,376,537
	San Luis Valley Health Conejos County Hospital	San Luis Valley	8 - East	17 CAH		\$12,810,553	\$15,375,762	\$13,851,251	\$13,954,402	\$17,990,946	\$17,990,946
	Sedgewick County Health Center		8 - East	15 CAH*		\$14,058,382	\$15,078,933	\$14,925,716	\$15,477,526	\$16,236,548	\$18,802,141
	Southeast Colorado Hospital District		8 - East	23 CAH*		\$19,679,442	\$20,620,200	\$21,311,839	\$20,456,090	\$22,441,095	\$23,865,505
	Southwest Health System, Inc.		9 - West	25 CAH							
	Spanish Peaks Regional Health Center		8 - East	20 CAH*					\$19,911,898	\$22,383,168	\$22,594,200
	St. Thomas More Hospital	Centura Health CHI	8 - East	25 CAH		\$140,277,021	\$172,693,921	\$188,684,720	\$210,428,016	\$216,058,953	\$234,537,633
	St. Vincent General Hospital District		9 - West	25 CAH		\$14,589,069	\$8,697,819	\$9,593,592	\$11,563,770	\$12,857,350	\$13,989,970
	Sterling Regional MedCenter	Banner Health	8 - East	25 Rural		\$90,726,680	\$96,290,655	\$101,135,333	\$113,154,490	\$119,469,067	\$120,259,382
	UCHealth Grandview Hospital	UCHealth	2 - Colorado Springs	22 Urban	Opened 9/1/2017						\$125,909,270
	UCHealth Pikes Peak Regional Hospital	UCHealth	2 - Colorado Springs	15 CAH						\$11,218,588	\$49,597,582
	Welsbrod Memorial County Hospital		8 - East	25 CAH*		\$5,020,517	\$4,830,178	\$4,420,535	\$4,878,120	\$5,134,407	\$6,914,932
Wray Community District Hospital		8 - East	16 CAH*		\$15,399,112	\$19,714,225	\$20,965,006	\$27,084,583	\$30,865,432	\$36,187,776	
Yuma District Hospital		8 - East	15 CAH*								
Subtotal: Same-Store				337	\$702,435,003	\$782,956,960	\$848,534,039	\$951,997,390	\$1,047,410,694	\$1,119,561,009	
Subtotal				727	\$739,705,171	\$897,478,148	\$1,037,435,740	\$1,143,473,868	\$1,189,705,193	\$1,289,705,193	
Medium (26-90 beds)	Arkansas Valley Regional Medical Center		8 - East	55 CAH	\$77,304,194	\$73,304,153	\$84,243,105	\$84,196,160	\$82,421,510	\$83,540,828	
	Castle Rock Adventist Hospital	Centura Health Adventist	3 - Denver	55 CAH	\$201,958,512	\$273,153,417	\$298,154,395	\$453,070,222	\$501,413,201	\$501,413,201	
	Colorado Plains Medical Center		8 - East	50 Rural	\$132,312,579	\$136,042,749	\$148,404,999	\$151,083,998	\$147,358,999	\$132,378,424	
	Community Hospital		5 - Grand Junction	44 Urban						\$535,454,708	
	Delta County Memorial Hospital		9 - West	49 Rural	\$137,456,457	\$150,697,587	\$160,048,238	\$176,892,735	\$191,841,739	\$206,652,324	
	Mercy Regional Medical Center	Centura Health CHI	9 - West	82 Rural	\$367,634,229	\$443,338,189	\$501,649,958	\$599,741,312	\$691,717,966	\$733,119,898	
	Montrose Memorial Hospital		9 - West	75 Rural						\$327,760,499	
	National Jewish Health		3 - Denver	46 Urban	\$145,299,706	\$161,894,748	\$219,803,939	\$230,239,322	\$237,858,324	\$254,723,758	
	OrthoColorado Hospital	Centura Health CHI	3 - Denver	48 Urban	\$206,948,936	\$236,015,852	\$310,018,755	\$322,052,730	\$356,330,563	\$372,379,031	
	Pioneers Medical Center		9 - West	40 CAH*	\$15,507,610	\$16,608,279	\$24,343,953	\$24,245,770	\$18,736,047	\$30,479,899	
	San Luis Valley Health Regional Medical Center	San Luis Valley	8 - East	49 Rural	\$130,192,382	\$152,364,725	\$162,171,132	\$178,016,284	\$192,353,384	\$205,730,442	
	St. Anthony Summit Medical Center	Centura Health CHI	9 - West	35 Rural	\$134,540,810	\$150,759,184	\$177,855,435	\$213,719,749	\$269,840,434	\$293,822,829	
	UCHealth Broomfield Hospital	UCHealth	3 - Denver	40 Urban	Opened 9/1/2016					\$146,491,651	\$88,157,838
	UCHealth Longs Peak Hospital	UCHealth	6 - Greeley	51 Urban	Opened 8/31/2017					\$206,001,667	\$385,221,558
	UCHealth Yampa Valley Medical Center	UCHealth	9 - West	39 Rural						\$121,014,412	\$164,614,460
	Vail Health Hospital		9 - West	58 Rural	\$239,718,782	\$241,307,998	\$243,023,162	\$262,215,325	\$291,971,956	\$329,124,618	
	Valley View Hospital		9 - West	78 Rural	\$311,877,780	\$374,144,502	\$449,313,341	\$450,366,973	\$463,047,824	\$511,464,280	
	Subtotal: Same-Store				645	\$2,100,751,977	\$2,410,257,383	\$2,779,030,412	\$3,069,395,756	\$3,396,602,968	\$3,654,829,632
	Subtotal				1031	\$2,100,751,977	\$2,410,257,383	\$2,779,030,412	\$3,069,395,756	\$3,396,602,968	\$3,654,829,632
	Large (91 or more beds)	Avista Adventist Hospital	Centura Health Adventist	1 - Boulder	114 Urban	\$319,821,717	\$340,438,823	\$383,457,587	\$403,491,521	\$484,882,304	\$525,015,467
Boulder Community Health			1 - Boulder	167 Urban	\$1,128,426,649	\$1,253,982,704	\$1,402,741,958	\$1,527,213,594	\$1,583,646,441	\$1,687,959,423	
Children's Hospital Colorado		Children's Hospital CO	3 - Denver	465 Urban	\$2,177,945,044	\$2,227,178,563	\$2,289,318,626	\$2,506,512,977	\$2,800,303,615	\$3,004,329,297	
Denver Health Medical Center			3 - Denver	555 Urban	\$1,878,875,785	\$2,058,906,272	\$2,113,879,042	\$2,282,875,125	\$2,423,198,236	\$2,668,611,242	
Good Samaritan Medical Center		SCL Health	1 - Boulder	234 Urban	\$1,184,413,576	\$1,252,386,648	\$1,337,348,020	\$1,455,246,713	\$1,491,696,083	\$1,474,869,482	
Littleton Adventist Hospital		Centura Health Adventist	3 - Denver	231 Urban	\$1,088,237,918	\$1,157,788,664	\$1,218,937,634	\$1,292,346,831	\$1,384,605,822	\$1,492,776,228	
Longmont United Hospital		Centura Health CHI	1 - Boulder	186 Urban			\$578,662,153	\$640,358,356	\$635,260,370	\$640,938,426	
Lutheran Medical Center		SCL Health	3 - Denver	362 Urban	\$1,315,760,591	\$1,369,368,564	\$1,550,494,476	\$1,714,484,500	\$1,766,450,410	\$1,812,325,140	
McKee Medical Center		Banner Health	4 - Ft. Collins	115 Urban	\$348,476,247	\$363,004,207	\$361,343,711	\$371,913,135	\$382,255,428	\$401,904,555	
North Colorado Medical Center		Banner Health	6 - Greeley	378 Urban	\$966,593,802	\$1,007,141,780	\$1,053,924,570	\$1,106,255,656	\$1,129,073,114	\$1,158,933,058	
North Suburban Medical Center		HealthONE	3 - Denver	157 Urban	Charges by system until 2019					\$1,814,526,000	
Parker Adventist Hospital		Centura Health Adventist	3 - Denver	170 Urban	\$789,201,481	\$934,038,779	\$1,066,073,532	\$1,135,305,596	\$1,238,608,738	\$1,299,144,127	
Parkview Medical Center			7 - Pueblo	350 Urban	\$1,383,685,372	\$1,477,173,824	\$1,711,700,700	\$1,887,459,947	\$2,091,592,831	\$2,276,650,767	
Penrose-St. Francis Health Services		Centura Health CHI	2 - Colorado Springs	522 Urban	\$2,018,391,988	\$2,280,402,729	\$2,487,917,748	\$2,754,468,195	\$3,085,541,388	\$3,463,257,879	
Platte Valley Medical Center		SCL Health	3 - Denver	98 Urban	\$263,531,562	\$255,531,040	\$296,287,657	\$331,141,208	\$348,420,303	\$373,933,706	
Porter Adventist Hospital		Centura Health Adventist	3 - Denver	368 Urban	\$1,161,980,435	\$1,336,669,955	\$1,365,036,820	\$1,408,850,838	\$1,418,000,282	\$1,405,565,208	
Presbyterian/St. Luke's Medical Center		HealthONE	3 - Denver	680 Urban	Charges by system until 2019					\$3,550,513,000	
Rose Medical Center		HealthONE	3 - Denver	402 Urban	Charges by system until 2019					\$2,400,168,000	
Sky Ridge Medical Center		HealthONE	3 - Denver	284 Urban	Charges by system until 2019					\$3,756,462,000	
St. Anthony Hospital		Centura Health CHI	3 - Denver	237 Urban	\$1,567,043,281	\$1,737,952,615	\$1,839,044,182	\$1,896,059,640	\$1,889,690,082	\$1,999,068,668	
St. Anthony North Health Campus		Centura Health CHI	3 - Denver	100 Urban	\$616,788,909	\$607,536,033	\$657,644,176	\$691,875,239	\$779,237,632	\$946,286,501	
St. Joseph Hospital		SCL Health	3 - Denver	400 Urban	\$1,893,332,127	\$2,060,242,353	\$2,222,748,651	\$2,460,666,697	\$2,515,305,192	\$2,721,733,518	
St. Mary-Corwin Medical Center		Centura Health CHI	7 - Pueblo	408 Urban	\$710,768,952	\$757,631,004	\$829,523,220	\$887,666,942	\$858,513,104	\$679,774,373	
St. Mary's Hospital & Medical Center, Inc.		SCL Health	5 - Grand Junction	346 Urban	\$1,023,956,931	\$1,066,596,801	\$1,119,850,092	\$1,202,409,737	\$1,267,746,939	\$1,320,127,071	
Swedish Medical Center		HealthONE	3 - Denver	408 Urban	Charges by system until 2019					\$4,764,992,000	
The Medical Center of Aurora		HealthONE	3 - Denver	346 Urban	Charges by system until 2019					\$3,220,604,000	
UCHealth Medical Center of the Rockies		UCHealth	4 - Ft. Collins	174 Urban	\$869,554,461	\$997,281,519	\$1,093,317,550	\$1,240,804,026	\$1,424,626,583	\$1,632,957,032	
UCHealth Memorial Hospital Central		UCHealth	2 - Colorado Springs	553 Urban	\$2,047,467,633	\$2,187,854,938	\$2,607,154,642	\$3,051,971,728	\$3,658,383,769	\$4,079,634,762	
UCHealth Poudre Valley Hospital		UCHealth	4 - Ft. Collins	255 Urban	\$1,053,658,386	\$1,173,930,030	\$1,304,984,712	\$1,573,342,917	\$1,705,651,321	\$1,837,750,088	
UCHealth University of Colorado Hospital		UCHealth	3 - Denver	699 Urban	\$4,504,008,608	\$5,129,785,441	\$5,811,795,699	\$6,610,543,946	\$7,834,571,348	\$8,599,463,803	
Children's Hospital Colorado Springs		Children's Hospital CO	2 - Colorado Springs	99 Urban	Opened 5/28/2019					\$276,463,910	
HealthONE System (Charges by system until 2019)		HealthONE			2277	\$12,167,444,000	\$13,601,962,000	\$15,465,377,000	\$17,406,228,000	\$19,623,101,000	\$19,507,265,000
Subtotal: Same-Store					9578	\$42,479,365,454	\$46,634,785,290	\$51,589,902,005	\$57,199,134,707	\$63,211,801,965	\$66,829,336,393
Subtotal					9863	\$42,479,365,454	\$46,634,785,290	\$52,168,564,158	\$57,839,493,064	\$63,847,062,335	\$67,746,738,728
Total: Same-Store					10560	\$45,282,552,435	\$49,827,999,633	\$55,217,466,455	\$61,220,527,854	\$67,655,815,627	\$71,603,727,024
Total					11621	\$45,319,822,602	\$49,942,520,821	\$55,985,030,			

Hospital Expenditure Report Detailed Data by Hospital

Total Operating Expense											
Size	Hospital	System	DOI	Beds	2014	2015	2016	2017	2018	2019	
Small (25 beds or less)	Animas Surgical Hospital		9 - West	12 Rural							\$31,767,375
	Aspen Valley Hospital		9 - West	25 CAH							\$107,284,641
	Banner Fort Collins Medical Center	Banner Health	4 - Ft. Collins	23 Urban	Opened 4/3/2015						\$47,113,028
	Colorado Canyons Hospital and Medical Center		5 - Grand Junction	25 CAH			\$29,015,259	\$32,304,640	\$35,161,472	\$42,080,315	\$46,353,289
	East Morgan County Hospital	Banner Health	8 - East	25 CAH		\$24,615,564	\$24,967,268	\$27,426,834	\$28,386,205	\$31,439,062	\$32,138,054
	Estes Park Health		4 - Ft. Collins	25 CAH		\$31,953,412	\$31,458,757	\$34,267,288	\$38,600,027	\$50,600,459	\$52,688,039
	Grand River Hospital District		9 - West	25 CAH		\$38,961,122	\$41,895,768	\$46,420,434	\$51,681,129	\$55,338,167	\$59,066,257
	Gunnison Valley Health		9 - West	24 CAH		\$25,803,747	\$26,962,961	\$33,804,295	\$35,195,376	\$39,377,780	\$45,346,580
	Haxtun Hospital District		8 - East	25 CAH			\$7,789,641	\$8,523,969	\$9,256,420	\$9,248,720	
	Heart of the Rockies Regional Medical Center		8 - East	25 CAH		\$42,460,391	\$48,805,411	\$55,216,000	\$60,123,981	\$67,707,859	\$75,817,764
	Keefe Memorial Health Service District		8 - East	25 CAH*							\$4,073,309
	Kit Carson County Health Service District		8 - East	19 CAH*		\$11,948,865	\$12,456,656	\$10,203,728	\$13,242,459	\$12,800,587	
	Lincoln Community Hospital		8 - East	15 CAH*							\$18,984,177
	Melissa Memorial Hospital		8 - East	15 CAH		\$11,005,808	\$11,858,988	\$12,712,092		\$17,153,531	\$18,229,389
	Memorial Regional Health		9 - West	25 CAH*							
	Middle Park Medical Center - Kremmling		9 - West	23 CAH							
	Mt. San Rafael Hospital		8 - East	25 CAH*		\$24,134,901	\$28,030,678	\$27,316,262	\$29,195,876	\$32,186,969	\$33,947,917
	Pagosa Springs Medical Center		9 - West	11 CAH							\$35,570,898
	Prowers Medical Center		8 - East	25 CAH							\$32,509,202
	Rangely District Hospital		9 - West	25 CAH*		\$19,163,381	\$19,713,646	\$18,012,077	\$17,725,197	\$17,246,331	
	Rio Grande Hospital		8 - East	17 CAH		\$13,475,333	\$14,438,390	\$16,335,838	\$18,083,229	\$18,792,742	\$26,375,356
	San Luis Valley Health Conejos County Hospital	San Luis Valley	8 - East	17 CAH		\$9,493,015	\$9,924,423	\$8,823,720	\$9,913,920	\$9,909,950	\$10,309,926
	Sedgwick County Health Center		8 - East	15 CAH*		\$9,084,552	\$9,564,916	\$9,721,418	\$9,970,996	\$10,446,912	\$11,999,529
	Southeast Colorado Hospital District		8 - East	23 CAH*		\$12,662,414	\$13,603,085	\$14,712,315	\$15,433,400	\$16,462,659	\$19,456,769
	Southwest Health System, Inc.		9 - West	25 CAH							
	Spanish Peaks Regional Health Center		8 - East	20 CAH*							\$17,112,864
	St. Thomas More Hospital	Centura Health CHI	8 - East	25 CAH		\$53,395,878	\$61,314,104	\$64,946,179	\$68,814,349	\$66,060,066	\$66,725,268
	St. Vincent General Hospital District		9 - West	25 CAH		\$12,027,479	\$7,821,019	\$8,698,573	\$8,842,182	\$9,670,129	\$11,222,349
	Sterling Regional MedCenter	Banner Health	8 - East	25 Rural		\$40,607,247	\$41,122,216	\$42,765,470	\$45,591,585	\$48,468,623	\$50,619,254
	UCHealth Grandview Hospital	UCHealth	2 - Colorado Springs	22 Urban	Opened 9/1/2017						\$25,626,859
	UCHealth Pikes Peak Regional Hospital	UCHealth	2 - Colorado Springs	15 CAH						\$4,104,450	\$23,106,177
	Welsbrod Memorial County Hospital		8 - East	25 CAH*		\$4,463,965	\$4,758,290	\$4,670,195	\$5,148,828	\$6,810,276	\$8,678,926
	Wray Community District Hospital		8 - East	16 CAH*		\$15,108,977	\$15,273,195	\$17,512,928	\$20,596,689	\$20,968,471	\$23,958,672
	Yuma District Hospital		8 - East	15 CAH*							
	Subtotal: Same-Store				337	\$358,247,997	\$379,940,480	\$412,637,749	\$444,978,372	\$484,240,124	\$528,350,660
Subtotal				727	\$400,366,051	\$460,774,671	\$539,018,185	\$565,287,447	\$656,287,447	\$749,597,281	
Medium (26-90 beds)	Arkansas Valley Regional Medical Center	Centura Health Adventist	8 - East	55 CAH	\$32,847,190	\$34,590,021	\$30,637,710	\$30,577,839	\$31,337,872	\$38,544,213	
	Castle Rock Adventist Hospital		3 - Denver	55 Urban	\$66,988,620	\$82,739,929	\$83,818,256	\$90,227,412	\$107,935,805	\$116,138,586	
	Colorado Plains Medical Center		8 - East	50 Rural	\$41,888,745	\$43,517,880	\$45,549,999	\$44,144,999	\$45,473,999	\$35,542,503	
	Community Hospital		5 - Grand Junction	44 Urban						\$167,994,988	
	Delta County Memorial Hospital		9 - West	49 Rural	\$64,885,478	\$69,353,264	\$71,142,935	\$78,594,335	\$83,025,410	\$89,089,575	
	Mercy Regional Medical Center	Centura Health CHI	9 - West	82 Rural	\$145,562,969	\$166,065,908	\$185,226,734	\$200,513,202	\$211,130,952	\$211,077,395	
	Montrose Memorial Hospital		9 - West	75 Rural						\$118,211,742	
	National Jewish Health		3 - Denver	46 Urban	\$207,370,000	\$220,392,000	\$229,079,000	\$238,964,000	\$247,794,000	\$282,844,395	
	OrthoColorado Hospital	Centura Health CHI	3 - Denver	48 Urban	\$42,451,644	\$46,431,679	\$56,317,363	\$60,275,132	\$64,110,123	\$65,851,108	
	Pioneers Medical Center		9 - West	40 CAH*	\$13,049,284	\$16,829,786	\$21,441,016	\$22,360,416	\$23,950,465	\$29,624,556	
	San Luis Valley Health Regional Medical Center	San Luis Valley	8 - East	49 Rural	\$60,220,272	\$63,906,742	\$69,666,541	\$75,525,404	\$82,636,423	\$88,766,991	
	St. Anthony Summit Medical Center	Centura Health CHI	9 - West	35 Rural	\$46,810,081	\$50,609,314	\$63,689,808	\$74,703,857	\$80,187,854	\$82,932,984	
	UCHealth Broomfield Hospital	UCHealth	3 - Denver	40 Urban	Opened 9/1/2016					\$53,763,961	\$45,852,883
	UCHealth Longs Peak Hospital	UCHealth	6 - Greeley	51 Urban	Opened 8/31/2017			\$607,237	\$5,865,984	\$78,751,103	\$123,351,279
	UCHealth Yampa Valley Medical Center	UCHealth	9 - West	39 Rural						\$81,391,016	\$102,824,259
Vail Health Hospital		9 - West	58 Rural	\$141,980,038	\$147,389,214	\$146,865,561	\$164,062,032	\$182,108,935	\$199,347,958		
Valley View Hospital		9 - West	78 Rural	\$160,255,459	\$192,702,619	\$215,140,236	\$208,377,354	\$215,314,328	\$236,990,823		
Subtotal: Same-Store				645	\$1,024,309,781	\$1,134,528,356	\$1,218,575,158	\$1,288,326,182	\$1,375,026,166	\$1,476,751,086	
Subtotal				1031	\$1,024,309,781	\$1,134,528,356	\$1,219,182,395	\$1,296,390,253	\$1,395,502,938	\$1,502,235,329	
Large (91 or more beds)	Avista Adventist Hospital	Centura Health Adventist	1 - Boulder	114 Urban	\$89,318,213	\$99,140,906	\$109,943,680	\$112,934,250	\$125,892,375	\$141,439,930	
	Boulder Community Health		1 - Boulder	167 Urban	\$243,263,990	\$269,160,898	\$268,748,348	\$291,991,547	\$293,926,840	\$369,525,303	
	Children's Hospital Colorado	Children's Hospital CO	3 - Denver	465 Urban	\$854,464,151	\$932,703,817	\$946,359,350	\$993,186,178	\$1,090,860,123	\$1,160,741,972	
	Denver Health Medical Center		3 - Denver	555 Urban	\$854,551,275	\$928,049,271	\$1,017,920,803	\$1,070,867,217	\$1,078,403,937	\$1,073,934,329	
	Good Samaritan Medical Center	SCL Health	1 - Boulder	234 Urban	\$254,000,706	\$264,940,636	\$266,779,624	\$283,679,624	\$290,719,902	\$272,870,307	
	Littleton Adventist Hospital	Centura Health Adventist	3 - Denver	231 Urban	\$237,731,602	\$243,773,060	\$249,357,097	\$268,157,584	\$270,532,506	\$274,786,354	
	Longmont United Hospital	Centura Health CHI	1 - Boulder	186 Urban			\$185,283,777	\$193,644,170	\$162,850,938	\$155,860,153	
	Lutheran Medical Center	SCL Health	3 - Denver	362 Urban	\$303,970,886	\$313,882,916	\$329,474,083	\$358,394,569	\$363,533,277	\$349,672,369	
	McKee Medical Center	Banner Health	4 - Ft. Collins	115 Urban	\$120,086,317	\$126,001,414	\$120,071,678	\$125,238,442	\$117,762,160	\$122,283,504	
	North Colorado Medical Center	Banner Health	6 - Greeley	378 Urban	\$323,335,575	\$319,864,782	\$337,962,309	\$347,702,362	\$335,529,587	\$351,171,235	
	North Suburban Medical Center	HealthONE	3 - Denver	157 Urban	Charges by system until 2019					\$177,472,000	
	Parker Adventist Hospital	Centura Health Adventist	3 - Denver	170 Urban	\$172,871,028	\$202,047,367	\$219,236,509	\$246,123,792	\$258,389,827	\$263,857,373	
	Parkview Medical Center		7 - Pueblo	350 Urban	\$283,962,983	\$299,526,764	\$348,049,316	\$355,791,534	\$379,254,156	\$398,729,751	
	Penrose-St. Francis Health Services	Centura Health CHI	2 - Colorado Springs	522 Urban	\$458,162,704	\$511,009,946	\$563,088,060	\$600,727,920	\$624,512,132	\$668,974,844	
	Platte Valley Medical Center	SCL Health	3 - Denver	98 Urban	\$93,248,713	\$101,549,116	\$107,132,838	\$119,256,259	\$112,502,455	\$129,887,815	
	Porter Adventist Hospital	Centura Health Adventist	3 - Denver	368 Urban	\$275,517,671	\$302,787,796	\$308,147,176	\$326,717,281	\$320,831,582	\$318,616,777	
	Presbyterian/St. Luke's Medical Center	HealthONE	3 - Denver	680 Urban	Charges by system until 2019					\$475,568,000	
	Rose Medical Center	HealthONE	3 - Denver	402 Urban	Charges by system until 2019					\$281,130,000	
	Sky Ridge Medical Center	HealthONE	3 - Denver	284 Urban	Charges by system until 2019					\$371,010,000	
	St. Anthony Hospital	Centura Health CHI	3 - Denver	237 Urban	\$321,587,728	\$348,396,028	\$371,992,597	\$387,646,290	\$383,650,623	\$391,181,648	
	St. Anthony North Health Campus	Centura Health CHI	3 - Denver	100 Urban	\$143,261,271	\$150,063,606	\$175,948,847	\$174,723,382	\$176,177,588	\$189,570,461	
	St. Joseph Hospital	SCL Health	3 - Denver	400 Urban	\$455,496,657	\$481,811,669	\$491,884,038	\$504,770,777	\$521,532,842	\$528,016,703	
	St. Mary-Corwin Medical Center	Centura Health CHI	7 - Pueblo	408 Urban	\$178,255,627	\$182,291,778	\$186,673,561	\$194,878,880	\$173,853,026	\$138,370,640	
	St. Mary's Hospital & Medical Center, Inc.	SCL Health	5 - Grand Junction	346 Urban	\$371,544,467	\$359,531,057	\$385,686,098	\$385,351,990	\$403,907,788	\$396,467,392	
	Swedish Medical Center	HealthONE	3 - Denver	408 Urban	Charges by system until 2019					\$505,246,000	
	The Medical Center of Aurora	HealthONE	3 - Denver	346 Urban	Charges by system until 2019					\$367,869,000	
	UCHealth Medical Center of the Rockies	UCHealth	4 - Ft. Collins	174 Urban	\$259,070,499	\$283,139,684	\$300,912,097	\$329,310,525	\$365,151,757	\$454,985,652	
	UCHealth Memorial Hospital Central	UCHealth	2 - Colorado Springs	553 Urban	\$597,173,494	\$589,306,050	\$670,969,314	\$754,444,619	\$863,051,531	\$847,665,225	
	UCHealth Poudre Valley Hospital	UCHealth	4 - Ft. Collins	255 Urban	\$367,317,222	\$374,587,866	\$414,049,059	\$455,095,951	\$482,265,937	\$539,691,030	
	UCHealth University of Colorado Hospital	UCHealth	3 - Denver	699 Urban	\$1,037,261,472	\$1,145,611,395	\$1,266,288,327	\$1,426,117,277	\$1,620,359,251	\$1,812,156,860	
	Children's Hospital Colorado Springs	Children's Hospital CO	2 - Colorado Springs	99 Urban	Opened 5/28/2019					\$92,994,098	
	HealthONE System (Charges by system until 2019)	HealthONE			2277	\$2,000,607,000	\$2,044,961,998	\$2,171,599,000	\$2,294,288,000	\$2,439,334,000	\$2,178,295,000
	Subtotal: Same-Store				9578	\$10,296,061,252	\$10,874,139,821	\$11,628,273,809	\$12,406,886,527	\$13,091,935,201	\$13,372,719,472
Subtotal				9863	\$10,296,061,252	\$10,874,139,821	\$11,813,557,586	\$12,600,530,697	\$13,254,786,139	\$13,621,573,723	
Total: Same-Store				10560	\$11,678,619,030	\$12,388,608,658	\$13,259,486,716	\$14,140,191,081	\$14,951,201,491	\$15,377,821,218	
Total				11621	\$11,720,737,083	\$12,469,442,848	\$13,571,758,166	\$14,464,134,647	\$15,506,576,523	\$16,641,406,333	

\* These Critical Access Hospitals have a Frontier Designation (are based in any county with less than 6 people/square mile)



Hospital Expenditure Report Detailed Data by Hospital

Uncompensated Care											
Size	Hospital	System	DOI	Beds	2014	2015	2016	2017	2018	2019	
Size Classification: Small (25 beds or less)	Animas Surgical Hospital		9 - West	12 Rural						\$1,206,427	
	Aspen Valley Hospital		9 - West	25 CAH						\$5,803,159	
	Banner Fort Collins Medical Center	Banner Health	4 - Ft. Collins	23 Urban	Opened 4/3/2015		\$4,351,842	\$2,946,696	\$3,751,902	\$4,301,154	
	Colorado Canyons Hospital and Medical Center		5 - Grand Junction	25 CAH			\$1,496,857	\$1,349,651	\$1,542,218	\$1,972,461	
	East Morgan County Hospital	Banner Health	8 - East	25 CAH	\$2,009,061	\$1,448,754	\$1,467,868	\$2,034,628	\$2,228,873	\$2,125,926	
	Estes Park Health		4 - Ft. Collins	25 CAH	\$3,291,377	\$3,229,102	\$2,220,755	\$4,432,936	\$1,622,891	\$2,154,195	
	Grand River Hospital District		9 - West	25 CAH	\$8,082,125	\$7,725,852	\$9,120,669	\$6,486,754	\$9,133,158	\$7,367,833	
	Gunnison Valley Health		9 - West	24 CAH	\$2,651,988	\$1,711,440	\$2,853,223	\$3,079,219	\$4,415,534	\$3,006,617	
	Haxtun Hospital District		8 - East	25 CAH		\$200,509	\$317,628	\$208,450		\$168,672	
	Heart of the Rockies Regional Medical Center		8 - East	25 CAH	\$3,482,272	\$3,184,863	\$4,237,023	\$3,124,125	\$3,196,442	\$2,832,790	
	Keefe Memorial Health Service District		8 - East	25 CAH*						\$450,119	
	Kit Carson County Health Service District		8 - East	19 CAH*							
	Lincoln Community Hospital		8 - East	15 CAH*						\$2,231,566	
	Melissa Memorial Hospital		8 - East	15 CAH	-\$459,576	\$23,148	\$505,857		\$709,645	\$1,033,935	
	Memorial Regional Health		9 - West	25 CAH*							
	Middle Park Medical Center - Kremmling		9 - West	23 CAH							
	Mt. San Rafael Hospital		8 - East	25 CAH*	\$3,491,487	\$5,048,999	\$3,374,080	\$3,520,197	\$4,483,202	\$3,954,231	
	Pagosa Springs Medical Center		9 - West	11 CAH							
	Prowers Medical Center		8 - East	25 CAH						\$1,028,073	
	Rangely District Hospital		9 - West	25 CAH*	\$986,936	\$358,572	\$504,302	\$713,980	\$293,312		
	Rio Grande Hospital		8 - East	17 CAH	\$2,263,020	\$1,398,288	\$1,918,265	\$1,680,967	\$1,652,714	\$2,696,016	
	San Luis Valley Health Conejos County Hospital	San Luis Valley	8 - East	17 CAH	\$1,297,047	\$1,290,552	\$238,175	\$238,175	\$402,532		
	Sedgwick County Health Center		8 - East	15 CAH*	\$863,162	\$714,865	\$625,535	\$679,470	\$837,437	\$1,024,825	
	Southeast Colorado Hospital District		8 - East	23 CAH*	\$470,319	\$462,204	\$1,014,318	\$18,176	-\$55,662	\$195,231	
	Southwest Health System, Inc.		9 - West	25 CAH							
	Spanish Peaks Regional Health Center		8 - East	20 CAH*				\$154,330,109	\$684,037	\$913,150	
	St. Thomas More Hospital	Centura Health CHI	8 - East	25 CAH	\$7,586,966	\$3,250,275	\$3,012,145	\$11,179,429	\$3,025,201	\$4,957,824	
	St. Vincent General Hospital District		9 - West	25 CAH	\$1,590,801	\$717,021		\$822,242	\$886,709	\$1,145,093	
	Sterling Regional MedCenter	Banner Health	8 - East	25 Rural	\$2,608,163	\$2,480,575	\$3,231,955	\$3,320,557	\$3,688,824	\$3,728,019	
	UCHealth Grandview Hospital	UCHealth	2 - Colorado Springs	22 Urban	Opened 9/11/2017				\$4,744,020	\$7,362,899	
	UCHealth Pikes Peak Regional Hospital	UCHealth	2 - Colorado Springs	15 CAH					\$307,387	\$2,069,959	
	Welsbrod Memorial County Hospital		8 - East	25 CAH*	\$156,289	\$328,293	\$227,764	\$344,730	\$343,170	\$70,794	
	Wray Community District Hospital		8 - East	16 CAH*	\$713,682	\$850,348	\$796,544	\$1,178,410	\$1,245,659	\$1,428,322	
	Yuma District Hospital		8 - East	15 CAH*							
	Subtotal: Same-Store				337	\$40,557,759	\$33,841,431	\$35,180,561	\$41,674,696	\$37,365,068	\$37,269,241
Subtotal				727	\$41,085,119	\$34,423,661	\$42,357,047	\$201,223,582	\$49,586,262	\$65,642,142	
Medium (26-90 beds)	Arkansas Valley Regional Medical Center		8 - East	55 CAH	\$6,171,125	\$1,982,445	\$2,390,775	\$2,475,778	\$5,494,868	\$4,404,241	
	Castle Rock Adventist Hospital	Centura Health Adventist	3 - Denver	55 Urban	\$9,707,577	\$8,401,764	\$5,733,761	\$13,066,641	\$7,370,265	\$9,521,828	
	Colorado Plains Medical Center		8 - East	50 Rural	\$5,815,543	\$4,050,223	\$4,899,000	\$5,284,000	\$5,571,000	\$5,193,981	
	Community Hospital		5 - Grand Junction	44 Urban						\$13,579,328	
	Delta County Memorial Hospital		9 - West	49 Rural	\$2,400,209	\$1,355,436	\$1,532,428	\$2,085,877	\$1,931,839	\$2,803,224	
	Mercy Regional Medical Center	Centura Health CHI	9 - West	82 Rural	\$16,211,058	\$9,554,103	\$9,429,251	\$21,058,731	\$8,636,210	\$10,770,053	
	Montrose Memorial Hospital		9 - West	75 Rural						\$10,196,394	
	National Jewish Health		3 - Denver	46 Urban	\$2,559,155	\$2,794,817	\$2,082,207	\$2,031,325	\$1,914,950	\$2,722,342	
	OrthoColorado Hospital	Centura Health CHI	3 - Denver	48 Urban	\$478,622	\$263,536	\$607,888	\$1,401,234	\$452,133	\$598,559	
	Pioneers Medical Center		9 - West	40 CAH*	\$498,575	\$733,582	\$697,738	\$937,200	\$1,221,701	\$962,900	
	San Luis Valley Health Regional Medical Center	San Luis Valley	8 - East	49 Rural	\$6,161,530	\$2,627,119	\$4,952,462	\$2,843,962	\$6,743,465		
	St. Anthony Summit Medical Center	Centura Health CHI	9 - West	35 Rural	\$9,747,571	\$7,703,001	\$6,448,586	\$14,009,124	\$9,516,030	\$16,902,572	
	UCHealth Broomfield Hospital	UCHealth	3 - Denver	40 Urban	Opened 9/1/2016				\$8,794,809	\$9,960,407	
	UCHealth Longs Peak Hospital	UCHealth	6 - Greeley	51 Urban	Opened 8/31/2017				\$6,351,472	\$11,655,847	
	UCHealth Yampa Valley Medical Center	UCHealth	9 - West	39 Rural					\$3,390,155	\$5,987,750	
	Vail Health Hospital		9 - West	58 Rural	\$16,229,720	\$8,784,004	\$11,931,863	\$11,317,950	\$11,580,240	\$17,158,638	
	Valley View Hospital		9 - West	78 Rural	\$15,324,313	\$16,159,555	\$16,736,304	\$16,694,419	\$17,632,165	\$17,822,519	
	Subtotal: Same-Store				645	\$91,304,997	\$64,409,584	\$67,442,263	\$93,206,241	\$78,064,866	\$88,860,857
	Subtotal				1031	\$91,304,997	\$64,409,584	\$67,442,263	\$93,206,241	\$96,601,302	\$140,464,541
	Large (91 or more beds)	Avista Adventist Hospital	Centura Health Adventist	1 - Boulder	114 Urban	\$10,335,398	\$7,331,533	\$9,786,336	\$14,866,002	\$11,911,961	\$13,499,945
Boulder Community Health			1 - Boulder	167 Urban	\$26,727,765	\$28,228,160	\$25,418,718	\$30,335,927	\$35,207,193	\$26,188,312	
Children's Hospital Colorado		Children's Hospital CO	3 - Denver	465 Urban	\$27,604,891	\$18,552,869	\$27,572,761	\$22,802,048	\$27,311,669	\$44,584,179	
Denver Health Medical Center			3 - Denver	555 Urban	\$246,402,550	\$234,617,461	\$245,349,299	\$244,717,135	\$246,053,465	\$291,996,914	
Good Samaritan Medical Center		SCL Health	1 - Boulder	234 Urban	\$11,997,010	\$13,151,595	\$13,850,751	\$14,616,647	\$13,145,090	\$11,345,582	
Littleton Adventist Hospital		Centura Health Adventist	3 - Denver	231 Urban	\$33,618,855	\$21,904,660	\$18,244,398	\$31,567,291	\$17,650,403	\$23,172,204	
Longmont United Hospital			1 - Boulder	186 Urban			\$19,477,036	\$12,720,396	\$21,627,290	\$19,874,305	
Lutheran Medical Center		SCL Health	3 - Denver	362 Urban	\$37,252,032	\$23,776,316	\$25,525,453	\$26,119,592	\$32,651,226	\$28,855,895	
McKee Medical Center		Banner Health	4 - Ft. Collins	115 Urban	\$8,857,258	\$5,520,283	\$6,934,529	\$9,512,419	\$10,594,613	\$12,351,949	
North Colorado Medical Center		Banner Health	6 - Greeley	378 Urban	\$50,673,078	\$31,669,589	\$35,671,104	\$39,551,216	\$49,750,699	\$46,435,078	
North Suburban Medical Center		HealthONE	3 - Denver	157 Urban	Charges by system until 2019					\$58,785,000	
Parker Adventist Hospital		Centura Health Adventist	3 - Denver	170 Urban	\$26,907,887	\$18,365,543	\$17,598,536	\$31,379,506	\$16,194,270	\$22,023,652	
Parkview Medical Center			7 - Pueblo	350 Urban	\$67,768,282	\$34,349,900	\$36,451,083	\$19,359,073	\$30,754,866	\$27,215,753	
Penrose-St. Francis Health Services		Centura Health CHI	2 - Colorado Springs	522 Urban	\$95,766,195	\$47,124,659	\$39,819,348	\$88,949,331	\$41,989,587	\$69,529,379	
Platte Valley Medical Center		SCL Health	3 - Denver	98 Urban	\$13,561,827	\$8,733,197	\$14,189,260	\$15,511,955	\$16,526,376	\$18,503,613	
Porter Adventist Hospital		Centura Health Adventist	3 - Denver	368 Urban	\$35,621,711	\$18,787,202	\$14,609,957	\$33,283,213	\$14,429,750	\$18,925,199	
Presbyterian/St. Luke's Medical Center		HealthONE	3 - Denver	680 Urban	Charges by system until 2019					\$33,828,000	
Rose Medical Center		HealthONE	3 - Denver	402 Urban	Charges by system until 2019					\$26,133,000	
Sky Ridge Medical Center		HealthONE	3 - Denver	284 Urban	Charges by system until 2019					\$27,459,000	
St. Anthony Hospital		Centura Health CHI	3 - Denver	237 Urban	\$79,335,114	\$52,453,526	\$46,414,671	\$72,667,185	\$41,204,925	\$42,584,753	
St. Anthony North Health Campus		Centura Health CHI	3 - Denver	100 Urban	\$51,948,927	\$30,866,957	\$23,678,657	\$34,508,422	\$20,246,123	\$26,929,093	
St. Joseph Hospital		SCL Health	3 - Denver	400 Urban	\$73,543,068	\$86,732,631	\$73,476,815	\$69,375,073	\$73,491,451	\$83,794,577	
St. Mary-Corwin Medical Center		Centura Health CHI	7 - Pueblo	408 Urban	\$38,371,292	\$12,758,890	\$15,477,551	\$29,330,439	\$11,221,384	\$11,324,070	
St. Mary's Hospital & Medical Center, Inc.		SCL Health	5 - Grand Junction	346 Urban	\$32,995,709	\$33,331,157	\$27,313,839	\$24,714,031	\$29,362,883	\$40,546,626	
Swedish Medical Center		HealthONE	3 - Denver	408 Urban	Charges by system until 2019					\$83,394,000	
The Medical Center of Aurora		HealthONE	3 - Denver	346 Urban	Charges by system until 2019					\$87,157,000	
UCHealth Medical Center of the Rockies		UCHealth	4 - Ft. Collins	174 Urban	\$62,632,686	\$34,269,587	\$33,264,612	\$30,636,382	\$39,107,756	\$43,994,994	
UCHealth Memorial Hospital Central		UCHealth	2 - Colorado Springs	553 Urban	\$131,561,028	\$48,984,507	\$58,842,716	\$65,170,797	\$85,062,737	\$101,622,699	
UCHealth Poudre Valley Hospital		UCHealth	4 - Ft. Collins	255 Urban	\$70,203,843	\$36,485,275	\$32,414,781	\$32,911,017	\$36,872,114	\$39,312,653	
UCHealth University of Colorado Hospital		UCHealth	3 - Denver	699 Urban	\$243,704,378	\$110,841,007	\$106,149,863	\$131,107,072	\$146,872,424	\$164,579,984	
Children's Hospital Colorado Springs		Children's Hospital CO	2 - Colorado Springs	99 Urban	Opened 5/28/2019					\$6,016,293	
HealthONE System (Charges by system until 2019)		HealthONE			2277	\$104,731,000	\$161,199,001	\$144,738,000	\$154,009,000	\$234,823,000	\$316,756,000
Subtotal: Same-Store					9578	\$1,582,121,785	\$1,120,035,506	\$1,092,793,038	\$1,273,300,773	\$1,277,096,965	\$1,528,543,103
Subtotal					9863	\$1,582,121,785	\$1,120,035,506	\$1,112,270,073	\$1,286,021,169	\$1,298,724,255	\$1,554,433,701
Total: Same-Store					10560	\$1,713,984,541	\$1,218,286,522	\$1,195,415,862	\$1,408,181,710	\$1,392,526,900	\$1,654,673,200
Total				11621	\$1,714,511,901	\$1,218,868,751	\$1,222,069,383	\$1,580,450,992	\$1,444,911,819	\$1,760,540,384	

\* These Critical Access Hospitals have a Frontier Designation (are based in any county with less than 6 people/square mile)

Hospital Expenditure Report Detailed Data by Hospital

Bad Debt Charges Total											
DOI	Hospital	System	Size	Beds	2014	2015	2016	2017	2018	2019	
1 - Boulder	Avista Adventist Hospital	Centura Health Adventist	Large	114	Urban	\$3,819,562	\$1,805,943	\$2,860,840	\$5,831,713	\$4,545,846	\$6,481,796
1 - Boulder	Boulder Community Health		Large	167	Urban	\$15,288,320	\$17,202,933	\$13,048,545	\$16,062,569	\$21,162,349	\$12,464,478
1 - Boulder	Good Samaritan Medical Center	SCL Health	Large	234	Urban	\$7,997,884	\$9,185,006	\$8,373,573	\$9,087,660	\$6,312,819	\$5,049,859
1 - Boulder	Longmont United Hospital	Centura Health CHI	Large	186	Urban	\$6,958,266	\$6,958,266	\$15,055,775	\$6,958,656	\$8,987,993	\$9,819,729
Total				701		\$27,105,766	\$28,193,882	\$39,338,733	\$37,940,598	\$41,009,007	\$33,815,862
2 - Colorado Springs	Children's Hospital Colorado Springs	Children's Hospital CO	Large	99	Urban	Opened 5/28/2019					\$4,672,918
2 - Colorado Springs	UCHealth Grandview Hospital	UCHealth	Small	22	Urban	Opened 1/1/2017				\$4,410,275	\$551,440
2 - Colorado Springs	UCHealth Pikes Peak Regional Hospital	UCHealth	Small	15	CAH					\$270,959	\$371,051
2 - Colorado Springs	Penrose-St. Francis Health Services	Centura Health CHI	Large	522	Urban	\$18,441,306	\$11,235,880	\$9,038,936	\$41,246,679	\$16,520,321	\$40,334,346
2 - Colorado Springs	UCHealth Memorial Hospital Central	UCHealth	Large	553	Urban	\$60,856,899	\$29,213,600	\$34,839,565	\$40,424,635	\$52,170,863	\$43,359,864
Total				1112		\$79,298,205	\$40,449,480	\$43,878,501	\$81,671,315	\$73,372,417	\$84,616,701
3 - Denver	UCHealth Broomfield Hospital	UCHealth	Medium	40	Urban	Opened 9/1/2016				\$8,392,365	\$692,024
3 - Denver	Castle Rock Adventist Hospital	Centura Health Adventist	Medium	55	Urban	\$5,999,346	\$5,238,100	\$3,102,843	\$8,392,740	\$4,937,808	\$7,352,288
3 - Denver	National Jewish Health		Medium	46	Urban	\$2,285,000	\$2,702,999	\$1,917,000	\$1,952,000	\$1,843,001	\$2,690,965
3 - Denver	OrthoColorado Hospital	Centura Health CHI	Medium	48	Urban	\$476,123	\$262,655	\$507,225	\$1,355,535	\$399,763	\$540,902
3 - Denver	Children's Hospital Colorado	Children's Hospital CO	Large	465	Urban	\$15,470,538	\$10,327,681	\$8,312,410	\$10,218,281	\$4,254,897	\$17,654,929
3 - Denver	Denver Health Medical Center		Large	555	Urban	\$113,991,865	\$100,473,430	\$97,030,645	\$79,285,674	\$81,351,597	\$98,795,282
3 - Denver	Littleton Adventist Hospital	Centura Health Adventist	Large	231	Urban	\$14,131,307	\$9,897,821	\$7,745,796	\$17,648,996	\$10,979,605	\$17,366,850
3 - Denver	Lutheran Medical Center	SCL Health	Large	362	Urban	\$14,379,624	\$15,201,223	\$12,540,297	\$10,370,497	\$16,746,115	\$9,954,838
3 - Denver	North Suburban Medical Center	HealthONE	Large	157	Urban	Charges by system until 2019				\$22,740,000	
3 - Denver	Parker Adventist Hospital	Centura Health Adventist	Large	170	Urban	\$13,728,933	\$9,443,230	\$9,555,792	\$18,649,678	\$11,852,932	\$16,976,129
3 - Denver	Platte Valley Medical Center	SCL Health	Large	98	Urban	\$5,043,416	\$4,559,778	\$5,914,501	\$4,038,409	\$9,514,809	\$13,305,285
3 - Denver	Porter Adventist Hospital	Centura Health Adventist	Large	368	Urban	\$11,353,236	\$5,006,913	\$4,665,056	\$17,518,930	\$7,500,153	\$10,724,626
3 - Denver	Presbyterian/St. Luke's Medical Center	HealthONE	Large	680	Urban	Charges by system until 2019				\$13,506,000	
3 - Denver	Rose Medical Center	HealthONE	Large	402	Urban	Charges by system until 2019				\$13,618,000	
3 - Denver	Sky Ridge Medical Center	HealthONE	Large	284	Urban	Charges by system until 2019				\$10,084,000	
3 - Denver	St. Anthony Hospital	Centura Health CHI	Large	237	Urban	\$24,979,302	\$18,381,002	\$17,521,361	\$30,361,347	\$25,796,021	\$23,428,037
3 - Denver	St. Anthony North Health Campus	Centura Health CHI	Large	100	Urban	\$18,295,865	\$7,473,939	\$8,251,981	\$12,315,484	\$13,138,428	\$17,306,395
3 - Denver	St. Joseph Hospital	SCL Health	Large	400	Urban	\$9,069,495	\$15,237,298	\$9,891,567	\$8,744,513	\$13,341,012	\$7,278,554
3 - Denver	Swedish Medical Center	HealthONE	Large	408	Urban	Charges by system until 2019				\$31,823,000	
3 - Denver	The Medical Center of Aurora	HealthONE	Large	346	Urban	Charges by system until 2019				\$39,178,000	
3 - Denver	UCHealth University of Colorado Hospital	UCHealth	Large	699	Urban	\$69,503,953	\$59,432,284	\$55,594,478	\$68,710,367	\$85,585,128	\$78,304,150
3 - Denver	HealthONE System (Charges by system until 2019)	HealthONE		2277		\$50,440,000	\$130,110,000	\$90,094,000	\$75,872,000	\$86,900,000	\$130,949,000
Total				6238		\$369,147,763	\$393,748,354	\$332,644,952	\$365,434,455	\$382,533,634	\$450,553,079
4 - Ft. Collins	Banner Fort Collins Medical Center	Banner Health	Small	23	Urban	Opened 9/1/2016				\$1,838,129	\$2,614,837
4 - Ft. Collins	Estes Park Health		Small	25	CAH	\$2,348,697	\$2,842,492	\$3,643,810	\$4,222,087	\$330,712	\$1,130,252
4 - Ft. Collins	McKee Medical Center	Banner Health	Large	115	Urban	\$5,049,953	\$4,478,719	\$3,156,747	\$3,782,970	\$4,413,291	\$5,194,055
4 - Ft. Collins	UCHealth Medical Center of the Rockies	UCHealth	Large	174	Urban	\$21,805,047	\$17,701,455	\$15,811,702	\$16,856,683	\$21,239,003	\$18,459,621
4 - Ft. Collins	UCHealth Poudre Valley Hospital	UCHealth	Large	255	Urban	\$26,278,967	\$21,361,586	\$18,138,471	\$18,171,497	\$22,561,634	\$17,586,871
Total				592		\$55,482,663	\$46,384,252	\$43,799,571	\$44,505,944	\$50,382,769	\$44,985,636
5 - Grand Junction	Colorado Canyons Hospital and Medical Center		Small	25	CAH			\$1,366,187	\$1,241,459	\$1,362,304	\$1,630,756
5 - Grand Junction	Community Hospital		Medium	44	Urban					\$10,324,319	
5 - Grand Junction	St. Mary's Hospital & Medical Center, Inc.	SCL Health	Large	346	Urban	\$15,294,528	\$13,255,428	\$8,604,696	\$6,017,433	\$8,130,860	\$15,028,477
Total				415		\$15,294,528	\$13,255,428	\$9,970,883	\$7,258,892	\$9,493,164	\$26,983,552
6 - Greeley	UCHealth Longs Peak Hospital	UCHealth	Medium	51	Urban	Opened 8/31/2017				\$4,906,901	\$4,518,599
6 - Greeley	North Colorado Medical Center	Banner Health	Large	378	Urban	\$21,511,824	\$14,053,331	\$11,857,058	\$12,964,749	\$15,459,923	\$19,189,689
Total				429		\$21,511,824	\$14,053,331	\$11,857,058	\$12,964,749	\$20,366,824	\$23,708,288
7 - Pueblo	Parkview Medical Center		Large	350	Urban	\$42,302,051	\$18,979,801	\$21,761,800	\$23,747,913	\$30,904,800	\$18,320,225
7 - Pueblo	St. Mary-Corwin Medical Center	Centura Health CHI	Large	408	Urban	\$2,418,192	\$2,785,538	\$2,300,631	\$12,605,241	\$3,365,315	\$4,892,435
Total				758		\$44,720,243	\$21,765,339	\$24,062,431	\$36,353,154	\$34,270,115	\$23,212,659
8 - East	Arkansas Valley Regional Medical Center		Medium	55	CAH	\$3,673,955	\$1,406,446	\$1,811,389	\$2,113,072	\$5,000,431	\$3,880,946
8 - East	East Morgan County Hospital	Banner Health	Small	25	CAH	\$1,289,995	\$944,649	\$586,558	\$959,651	\$1,009,200	\$1,095,325
8 - East	Haxtun Hospital District		Small	25	CAH		\$200,509	\$317,628	\$208,450	\$188,672	
8 - East	Heart of the Rockies Regional Medical Center		Small	25	CAH	\$3,352,073	\$3,790,225	\$4,174,079	\$2,910,055	\$2,715,687	\$2,264,549
8 - East	Keefe Memorial Health Service District		Small	25	CAH*						\$414,928
8 - East	Kit Carson County Health Service District		Small	19	CAH*						
8 - East	Lincoln Community Hospital		Small	15	CAH*						\$2,203,394
8 - East	Melissa Memorial Hospital		Small	15	CAH	-\$236,868	\$102,000	\$440,850		\$639,277	\$957,240
8 - East	Mt. San Rafael Hospital		Small	25	CAH*	\$3,709,955	\$2,719,370	\$2,874,342	\$2,865,918	\$3,639,798	\$3,059,260
8 - East	Prowers Medical Center		Small	25	CAH						\$783,432
8 - East	Rio Grande Hospital		Small	17	CAH	\$1,763,056	\$785,185	\$1,501,411	\$1,333,329	\$1,288,267	\$1,502,708
8 - East	San Luis Valley Health Conejos County Hospital	San Luis Valley	Small	17	CAH	\$776,882	\$1,208,031	\$794,338	\$331,400	\$678,575	
8 - East	Sedgwick County Health Center		Small	15	CAH*	\$751,492	\$661,257	\$589,606	\$637,287	\$710,295	\$861,367
8 - East	Southeast Colorado Hospital District		Small	23	CAH*	\$653,432	\$396,564	\$386,407	-\$55,384	-\$127,012	\$176,728
8 - East	Spanish Peaks Regional Health Center		Small	20	CAH*					\$204,988	\$219,332
8 - East	St. Thomas More Hospital	Centura Health CHI	Small	25	CAH	\$1,047,533	\$1,205,848	\$1,011,012	\$6,830,533	\$1,866,636	\$3,390,987
8 - East	Sterling Regional MedCenter	Banner Health	Small	25	Rural	\$1,669,709	\$1,161,015	\$1,248,860	\$1,097,042	\$1,339,343	\$2,072,259
8 - East	Weisbrod Memorial County Hospital		Small	25	CAH*	\$156,289	\$328,293	\$217,944	\$334,365	\$242,882	\$262,912
8 - East	Wray Community District Hospital		Small	16	CAH*	\$713,682	\$850,348	\$796,544	\$1,178,410	\$1,202,458	\$1,402,243
8 - East	Yuma District Hospital		Small	15	CAH*						
8 - East	Colorado Plains Medical Center		Medium	50	Rural	\$5,440,522	\$3,372,687	\$3,825,000	\$3,989,000	\$3,909,000	\$3,869,882
8 - East	San Luis Valley Health Regional Medical Center	San Luis Valley	Medium	49	Rural	\$4,330,879	\$2,744,031	\$4,493,650	\$2,467,841	\$6,443,269	
Total				551		\$29,092,586	\$21,876,458	\$25,519,618	\$27,200,969	\$30,951,766	\$28,181,492
9 - West	Animas Surgical Hospital		Small	12	Rural					\$1,098,016	
9 - West	Aspen Valley Hospital		Small	25	CAH					\$3,769,468	
9 - West	Grand River Hospital District		Small	25	CAH	\$5,890,625	\$5,847,318	\$7,856,539	\$5,241,351	\$7,772,273	\$5,110,873
9 - West	Gunnison Valley Health		Small	24	CAH	\$1,451,353	\$1,176,909	\$1,926,600	\$2,325,772	\$3,648,063	\$2,031,683
9 - West	Memorial Regional Health		Small	25	CAH*						
9 - West	Middle Park Medical Center - Kremmling		Small	23	CAH						
9 - West	Pagosa Springs Medical Center		Small	11	CAH						
9 - West	Pioneers Medical Center		Medium	40	CAH*	\$469,688	\$602,321	\$601,902	\$857,642	\$1,131,745	\$882,299
9 - West	Rangely District Hospital		Small	25	CAH*	\$986,020	\$355,375	\$504,186	\$713,694	\$293,197	
9 - West	Southwest Health System, Inc.		Small	25	CAH						
9 - West	St. Vincent General Hospital District		Small	25	CAH	\$1,538,882	\$717,021	\$822,242	\$877,810	\$1,023,710	\$1,550,174
9 - West	Delta County Memorial Hospital		Medium	49	Rural	\$1,978,653	\$1,282,629	\$1,290,220	\$1,759,929	\$2,123,520	\$2,222,061
9 - West	Mercy Regional Medical Center	Centura Health CHI	Medium	82	Rural	\$6,113,294	\$4,048,482	\$4,148,146	\$13,054,557	\$5,327,530	\$6,920,122
9 - West	Montrose Memorial Hospital		Medium	75	Rural						\$4,486,745
9 - West	St. Anthony Summit Medical Center	Centura Health CHI	Medium	35	Rural	\$5,237,804	\$4,417,725	\$2,977,406	\$8,269,184	\$6,727,562	\$11,375,312
9 - West	UCHealth Yampa Valley Medical Center	UCHealth	Medium	39	Rural					\$2,243,709	\$2,227,341
9 - West	Vail Health Hospital		Medium	58	Rural	\$14,513,545	\$8,262,623	\$10,356,865	\$9,071,156	\$10,607,863	\$14,166,025
9 - West	Valley View Hospital		Medium	78	Rural	\$5,565,302	\$5,179,772	\$6,908,357	\$6,442,727	\$5,084,061	\$5,050,398
Total				676		\$43,745,166	\$31,890,175	\$37,392,463	\$48,613,823	\$46,183,234	\$60,890,517

Hospital Expenditure Report Detailed Data by Hospital

Charity Care Charges Total											
DOI	Hospital	System	Size	Beds		2014	2015	2016	2017	2018	2019
1 - Boulder	Avista Adventist Hospital	Centura Health Adventist	Large	114	Urban	\$6,515,836	\$5,525,590	\$6,925,496	\$9,034,290	\$7,366,115	\$7,018,149
1 - Boulder	Boulder Community Health		Large	167	Urban	\$11,439,445	\$11,025,227	\$12,370,173	\$14,273,358	\$14,044,844	\$13,723,834
1 - Boulder	Good Samaritan Medical Center	SCL Health	Large	234	Urban	\$3,999,126	\$3,966,589	\$5,477,178	\$6,828,987	\$8,492,271	\$6,295,723
1 - Boulder	Longmont United Hospital	Centura Health CHI	Large	186	Urban	\$5,761,739		\$4,421,261	\$5,761,739	\$12,639,297	\$10,054,576
<b>Total</b>				<b>701</b>		<b>\$21,954,407</b>	<b>\$20,517,406</b>	<b>\$29,194,108</b>	<b>\$35,898,374</b>	<b>\$42,542,527</b>	<b>\$37,092,283</b>
2 - Colorado Springs	Children's Hospital Colorado Springs	Children's Hospital CO	Large	99	Urban	Opened 5/28/2019					\$1,343,375
2 - Colorado Springs	UCHealth Grandview Hospital	UCHealth	Small	22	Urban	Opened 1/1/2017				\$333,745	\$6,811,458
2 - Colorado Springs	UCHealth Pikes Peak Regional Hospital	UCHealth	Small	15	CAH					\$36,429	\$1,698,907
2 - Colorado Springs	Penrose-St. Francis Health Services	Centura Health CHI	Large	522	Urban	\$77,324,890	\$35,888,779	\$30,780,412	\$47,702,651	\$25,469,266	\$29,195,033
2 - Colorado Springs	UCHealth Memorial Hospital Central	UCHealth	Large	553	Urban	\$70,704,129	\$19,770,907	\$24,003,151	\$24,746,161	\$32,891,874	\$58,262,835
<b>Total</b>				<b>1112</b>		<b>\$148,029,018</b>	<b>\$55,659,686</b>	<b>\$54,783,563</b>	<b>\$72,448,812</b>	<b>\$58,731,314</b>	<b>\$95,968,234</b>
3 - Denver	UCHealth Broomfield Hospital	UCHealth	Medium	40	Urban	Opened 9/1/2016				\$402,444	\$9,268,383
3 - Denver	Castle Rock Adventist Hospital	Centura Health Adventist	Medium	55	Urban	\$3,708,231	\$3,163,663	\$2,630,918	\$4,673,901	\$2,432,457	\$2,169,540
3 - Denver	National Jewish Health		Medium	46	Urban	\$274,155	\$91,818	\$165,207	\$79,322	\$71,949	\$31,377
3 - Denver	OrthoColorado Hospital	Centura Health CHI	Medium	48	Urban	\$2,499	\$881	\$100,663	\$45,699	\$52,370	\$57,657
3 - Denver	Children's Hospital Colorado	Children's Hospital CO	Large	465	Urban	\$12,134,354	\$8,225,189	\$19,260,351	\$17,583,767	\$17,116,772	\$29,399,250
3 - Denver	Denver Health Medical Center		Large	555	Urban	\$132,410,925	\$134,144,031	\$148,318,654	\$165,431,461	\$164,701,868	\$193,201,632
3 - Denver	Littleton Adventist Hospital	Centura Health Adventist	Large	231	Urban	\$19,487,548	\$12,006,839	\$10,498,602	\$13,918,294	\$6,670,798	\$5,805,354
3 - Denver	Lutheran Medical Center	SCL Health	Large	362	Urban	\$22,872,408	\$8,575,093	\$12,985,156	\$15,749,095	\$15,905,111	\$18,901,057
3 - Denver	North Suburban Medical Center	HealthONE	Large	157	Urban	Charges by system until 2019					\$36,045,000
3 - Denver	Parker Adventist Hospital	Centura Health Adventist	Large	170	Urban	\$13,178,954	\$8,922,313	\$8,042,744	\$12,729,828	\$4,341,338	\$5,047,522
3 - Denver	Platte Valley Medical Center	SCL Health	Large	98	Urban	\$8,518,411	\$4,173,419	\$4,173,419	\$11,473,546	\$7,011,567	\$7,965,503
3 - Denver	Porter Adventist Hospital	Centura Health Adventist	Large	368	Urban	\$24,268,474	\$13,780,289	\$9,944,901	\$15,764,283	\$6,929,597	\$8,200,573
3 - Denver	Presbyterian/St. Luke's Medical Center	HealthONE	Large	680	Urban	Charges by system until 2019					\$20,322,000
3 - Denver	Rose Medical Center	HealthONE	Large	402	Urban	Charges by system until 2019					\$12,515,000
3 - Denver	Sky Ridge Medical Center	HealthONE	Large	284	Urban	Charges by system until 2019					\$17,375,000
3 - Denver	St. Anthony Hospital	Centura Health CHI	Large	237	Urban	\$54,355,811	\$34,072,525	\$28,893,310	\$42,305,838	\$15,408,904	\$19,156,716
3 - Denver	St. Anthony North Health Campus	Centura Health CHI	Large	100	Urban	\$33,653,062	\$23,393,018	\$15,426,676	\$22,192,938	\$7,107,695	\$9,622,699
3 - Denver	St. Joseph Hospital	SCL Health	Large	400	Urban	\$64,473,573	\$71,495,333	\$63,585,248	\$60,630,560	\$60,150,439	\$76,516,023
3 - Denver	Swedish Medical Center	HealthONE	Large	408	Urban	Charges by system until 2019					\$51,571,000
3 - Denver	The Medical Center of Aurora	HealthONE	Large	346	Urban	Charges by system until 2019					\$47,979,000
3 - Denver	UCHealth University of Colorado Hospital	UCHealth	Large	699	Urban	\$174,200,426	\$51,408,723	\$50,555,385	\$62,396,705	\$61,287,297	\$86,275,834
3 - Denver	HealthONE System (Charges by system until 2019)	HealthONE		2277		\$54,291,000	\$31,089,000	\$54,644,000	\$78,137,000	\$147,923,000	\$185,807,000
<b>Total</b>				<b>6238</b>		<b>\$617,829,831</b>	<b>\$404,542,134</b>	<b>\$433,326,574</b>	<b>\$523,112,237</b>	<b>\$517,513,606</b>	<b>\$657,650,078</b>
4 - Ft. Collins	Banner Fort Collins Medical Center	Banner Health	Small	23	Urban	Opened 4/3/2015			\$1,303,000	\$1,473,989	\$1,686,317
4 - Ft. Collins	Estes Park Health		Small	25	CAH	\$942,680	\$386,610	\$1,423,054	\$210,849	\$1,292,179	\$1,023,943
4 - Ft. Collins	McKee Medical Center	Banner Health	Large	115	Urban	\$3,807,305	\$1,041,564	\$3,777,782	\$5,729,449	\$6,181,322	\$7,157,894
4 - Ft. Collins	UCHealth Medical Center of the Rockies	UCHealth	Large	174	Urban	\$40,827,640	\$16,568,132	\$17,452,911	\$13,779,699	\$17,868,753	\$25,535,373
4 - Ft. Collins	UCHealth Poudre Valley Hospital	UCHealth	Large	255	Urban	\$43,924,876	\$15,123,689	\$14,276,310	\$14,739,520	\$14,310,480	\$21,725,782
<b>Total</b>				<b>592</b>		<b>\$89,502,500</b>	<b>\$33,119,995</b>	<b>\$35,386,949</b>	<b>\$35,933,506</b>	<b>\$41,566,507</b>	<b>\$57,129,310</b>
5 - Grand Junction	Colorado Canyons Hospital and Medical Center		Small	25	CAH			\$130,670	\$108,192	\$179,914	\$341,705
5 - Grand Junction	Community Hospital		Medium	44	Urban						\$3,255,009
5 - Grand Junction	St. Mary's Hospital & Medical Center, Inc.	SCL Health	Large	346	Urban	\$17,701,181	\$20,075,729	\$18,709,143	\$18,696,598	\$21,232,023	\$25,518,149
<b>Total</b>				<b>415</b>		<b>\$17,701,181</b>	<b>\$20,075,729</b>	<b>\$18,839,813</b>	<b>\$18,804,790</b>	<b>\$21,411,937</b>	<b>\$29,114,863</b>
6 - Greeley	UCHealth Longs Peak Hospital	UCHealth	Medium	51	Urban	Opened 8/31/2017				\$1,444,571	\$7,137,249
6 - Greeley	North Colorado Medical Center	Banner Health	Large	378	Urban	\$29,161,254	\$17,616,258	\$23,814,046	\$26,586,467	\$34,290,776	\$27,245,389
<b>Total</b>				<b>479</b>		<b>\$29,161,254</b>	<b>\$17,616,258</b>	<b>\$23,814,046</b>	<b>\$26,586,467</b>	<b>\$35,735,347</b>	<b>\$34,382,638</b>
7 - Pueblo	Parkview Medical Center		Large	350	Urban	\$25,466,231	\$15,370,099	\$14,689,283	\$4,388,840	\$149,934	\$8,895,528
7 - Pueblo	St. Mary-Corwin Medical Center	Centura Health CHI	Large	408	Urban	\$35,953,100	\$9,973,352	\$13,176,919	\$16,725,198	\$6,797,069	\$6,431,635
<b>Total</b>				<b>758</b>		<b>\$61,419,331</b>	<b>\$25,343,451</b>	<b>\$27,866,202</b>	<b>\$12,336,358</b>	<b>\$6,647,135</b>	<b>\$15,327,163</b>
8 - East	Arkansas Valley Regional Medical Center		Medium	55	CAH	\$2,497,170	\$575,999	\$579,386	\$362,706	\$494,437	\$523,295
8 - East	East Morgan County Hospital	Banner Health	Small	25	CAH	\$719,066	\$504,105	\$901,310	\$1,074,977	\$1,219,673	\$1,030,601
8 - East	Haxtun Hospital District		Small	25	CAH						
8 - East	Heart of the Rockies Regional Medical Center		Small	25	CAH	\$130,199	-\$605,362	\$62,944	\$214,070	\$480,755	\$568,241
8 - East	Keefe Memorial Health Service District		Small	25	CAH*						\$35,191
8 - East	Kit Carson County Health Service District		Small	19	CAH*						
8 - East	Lincoln Community Hospital		Small	15	CAH*						\$28,172
8 - East	Melissa Memorial Hospital		Small	15	CAH	-\$222,708	-\$78,852	\$65,007		\$70,368	\$76,695
8 - East	Mt. San Rafael Hospital		Small	25	CAH*	-\$218,468	\$2,329,629	\$499,738	\$654,279	\$843,404	\$894,971
8 - East	Prowers Medical Center		Small	25	CAH						\$244,642
8 - East	Rio Grande Hospital		Small	17	CAH	\$499,964	\$613,103	\$416,854	\$347,638	\$364,447	\$1,193,308
8 - East	San Luis Valley Health Conejos County Hospital	San Luis Valley	Small	17	CAH	\$520,165	\$82,521	-\$556,163	-\$623,011	-\$276,043	
8 - East	Sedgwick County Health Center		Small	15	CAH*	\$111,670	\$53,608	\$35,929	\$42,183	\$127,142	\$163,548
8 - East	Southeast Colorado Hospital District		Small	23	CAH*	-\$183,113	\$65,640	\$177,911	\$73,560	\$71,350	\$18,503
8 - East	Spanish Peaks Regional Health Center		Small	20	CAH*				\$154,330,109	\$479,049	\$693,818
8 - East	St. Thomas More Hospital	Centura Health CHI	Small	25	CAH	\$6,539,433	\$2,044,428	\$2,001,132	\$4,348,895	\$1,158,565	\$1,566,836
8 - East	Sterling Regional MedCenter	Banner Health	Small	25	Rural	\$938,454	\$1,319,560	\$1,983,095	\$2,223,515	\$2,349,481	\$1,655,760
8 - East	Weisbrod Memorial County Hospital		Small	25	CAH*			\$9,820	\$10,365	\$100,288	\$43,882
8 - East	Wray Community District Hospital		Small	16	CAH*					\$43,201	\$26,079
8 - East	Yuma District Hospital		Small	15	CAH*						
8 - East	Colorado Plains Medical Center		Medium	50	Rural	\$375,021	\$677,536	\$1,074,000	\$1,295,000	\$1,662,000	\$1,324,099
8 - East	San Luis Valley Health Regional Medical Center	San Luis Valley	Medium	49	Rural	\$1,830,651	\$116,912	\$458,812	\$376,121	\$300,196	
<b>Total</b>				<b>551</b>		<b>\$13,537,504</b>	<b>\$7,465,003</b>	<b>\$7,709,775</b>	<b>\$164,730,407</b>	<b>\$9,488,313</b>	<b>\$10,087,550</b>
9 - West	Animas Surgical Hospital		Small	12	Rural						\$108,412
9 - West	Aspen Valley Hospital		Small	25	CAH						\$2,033,691
9 - West	Grand River Hospital District		Small	25	CAH	\$2,191,500	\$1,878,534	\$1,264,130	\$1,245,403	\$1,360,885	\$2,256,960
9 - West	Gunnison Valley Health		Small	24	CAH	\$1,200,635	\$534,531	\$926,623	\$753,447	\$767,471	\$974,934
9 - West	Memorial Regional Health		Small	25	CAH*						
9 - West	Middle Park Medical Center - Kremmling		Small	23	CAH						
9 - West	Pagosa Springs Medical Center		Small	11	CAH						
9 - West	Pioneers Medical Center		Medium	40	CAH*	\$28,887	\$131,261	\$95,836	\$79,558	\$89,956	\$80,601
9 - West	Rangely District Hospital		Small	25	CAH*	\$916	\$3,198	\$116	\$286	\$115	
9 - West	Southwest Health System, Inc.		Small	25	CAH						
9 - West	St. Vincent General Hospital District		Small	25	CAH	\$51,919			\$8,899	\$121,383	\$176,445
9 - West	Delta County Memorial Hospital		Medium	49	Rural	\$421,556	\$72,807	\$242,208	\$325,948	-\$191,681	\$581,163
9 - West	Mercy Regional Medical Center	Centura Health CHI	Medium	82	Rural	\$10,097,764	\$5,505,621	\$5,281,105	\$8,004,174	\$3,308,680	\$3,849,930
9 - West	Montrose Memorial Hospital		Medium	75	Rural						\$5,709,649
9 - West	St. Anthony Summit Medical Center	Centura Health CHI	Medium	35	Rural	\$4,509,766	\$3,285,277	\$3,471,180	\$5,739,940	\$2,788,468	\$5,527,260
9 - West	UCHealth Yampa Valley Medical Center	UCHealth	Medium	39	Rural					\$1,146,445	\$3,760,409
9 - West	Yail Health Hospital		Medium	58	Rural	\$1,716,175	\$521,381	\$1,574,998	\$2,246,794	\$972,377	\$2,992,613
9 - West	Valley View Hospital		Medium	78	Rural	\$9,759,011	\$10,979,783	\$9,827,947	\$10,251,692	\$12,348,104	\$12,772,121
<b>Total</b>				<b>676</b>		<b>\$29,978,129</b>	<b>\$22,912,392</b>	<b>\$22,684,143</b>	<b>\$28,656,141</b>	<b>\$22,712,203</b>	

Hospital Expenditure Report Detailed Data by Hospital

Contractual Allowances Total											
DOI	Hospital	System	Size	Beds	2014	2015	2016	2017	2018	2019	
1 - Boulder	Avista Adventist Hospital	Centura Health Adventist	Large	114	Urban	\$220,679,605	\$239,392,560	\$268,315,454	\$283,880,412	\$351,016,075	\$452,591,063
1 - Boulder	Boulder Community Health		Large	167	Urban	\$831,275,106	\$934,932,666	\$1,065,141,381	\$1,187,024,658	\$1,237,455,478	\$1,315,225,518
1 - Boulder	Good Samaritan Medical Center	SCL Health	Large	234	Urban	\$909,443,370	\$957,996,456	\$1,026,040,442	\$1,123,331,133	\$1,152,869,572	\$1,175,368,841
1 - Boulder	Longmont United Hospital	Centura Health CHI	Large	186	Urban			\$387,381,798	\$448,452,089	\$468,452,892	\$476,764,715
<b>Total</b>				<b>701</b>		<b>\$1,961,398,081</b>	<b>\$2,132,321,682</b>	<b>\$2,746,879,074</b>	<b>\$3,043,068,292</b>	<b>\$3,209,794,071</b>	<b>\$3,415,950,137</b>
2 - Colorado Springs	Children's Hospital Colorado Springs	Children's Hospital CO	Large	99	Urban	Opened 5/28/2019					\$192,448,703
2 - Colorado Springs	UCHealth Grandview Hospital	UCHealth	Small	22	Urban	Opened 1/1/2017				\$103,239,184	\$107,829,233
2 - Colorado Springs	UCHealth Pikes Peak Regional Hospital	UCHealth	Small	15	CAH					\$6,376,071	\$28,348,349
2 - Colorado Springs	Penrose-St. Francis Health Services	Centura Health CHI	Large	522	Urban	\$1,458,559,546	\$1,714,576,581	\$1,875,371,066	\$2,048,168,798	\$2,388,485,278	\$2,677,937,348
2 - Colorado Springs	UCHealth Memorial Hospital Central	UCHealth	Large	553	Urban	\$1,365,608,946	\$1,526,786,498	\$1,854,514,630	\$2,205,375,543	\$2,680,103,168	\$3,059,607,443
<b>Total</b>				<b>1112</b>		<b>\$2,824,168,492</b>	<b>\$3,241,363,079</b>	<b>\$3,729,885,696</b>	<b>\$4,253,544,341</b>	<b>\$5,178,203,700</b>	<b>\$5,873,722,372</b>
3 - Denver	UCHealth Broomfield Hospital	UCHealth	Medium	40	Urban	Opened 9/1/2016				\$107,155,765	\$55,308,323
3 - Denver	Castle Rock Adventist Hospital	Centura Health Adventist	Medium	55	Urban	\$140,183,347	\$192,778,278	\$214,772,854	\$273,420,626	\$335,834,688	\$370,201,909
3 - Denver	National Jewish Health		Medium	46	Urban	\$75,295,926	\$85,669,655	\$118,714,526	\$131,215,859	\$148,137,515	\$149,337,130
3 - Denver	OrthoColorado Hospital	Centura Health CHI	Medium	48	Urban	\$152,836,008	\$175,199,094	\$232,870,540	\$237,952,938	\$265,501,636	\$277,935,891
3 - Denver	Children's Hospital Colorado	Children's Hospital CO	Large	465	Urban	\$1,285,569,771	\$1,300,462,321	\$1,349,859,497	\$1,517,938,892	\$1,702,784,573	\$1,828,329,974
3 - Denver	Denver Health Medical Center		Large	555	Urban	\$1,035,264,777	\$1,148,303,671	\$1,161,983,251	\$1,274,766,243	\$1,396,091,995	\$1,587,365,786
3 - Denver	Littleton Adventist Hospital	Centura Health Adventist	Large	231	Urban	\$796,932,698	\$869,263,996	\$929,187,685	\$975,104,870	\$1,072,415,603	\$1,159,408,721
3 - Denver	Lutheran Medical Center	SCL Health	Large	362	Urban	\$961,176,374	\$1,008,488,837	\$1,175,952,568	\$1,316,699,663	\$1,360,016,548	\$1,439,208,603
3 - Denver	North Suburban Medical Center	HealthONE	Large	157	Urban	Charges by system until 2019				\$1,583,005,000	\$1,583,005,000
3 - Denver	Parker Adventist Hospital	Centura Health Adventist	Large	170	Urban	\$565,092,433	\$683,943,403	\$787,229,192	\$824,886,629	\$921,146,381	\$994,892,688
3 - Denver	Platte Valley Medical Center	SCL Health	Large	98	Urban	\$151,549,178	\$141,905,366	\$176,335,940	\$200,909,604	\$210,212,918	\$221,458,235
3 - Denver	Porter Adventist Hospital	Centura Health Adventist	Large	368	Urban	\$849,612,196	\$1,007,160,264	\$1,036,291,643	\$1,057,494,443	\$1,091,998,049	\$1,086,513,479
3 - Denver	Presbyterian/St. Luke's Medical Center	HealthONE	Large	680	Urban	Charges by system until 2019				\$2,937,100,000	\$2,937,100,000
3 - Denver	Rose Medical Center	HealthONE	Large	402	Urban	Charges by system until 2019				\$2,048,219,000	\$2,048,219,000
3 - Denver	Sky Ridge Medical Center	HealthONE	Large	284	Urban	Charges by system until 2019				\$3,211,149,000	\$3,211,149,000
3 - Denver	St. Anthony Hospital	Centura Health CHI	Large	237	Urban	\$1,133,808,414	\$1,299,655,696	\$1,379,372,656	\$1,397,385,573	\$1,427,540,359	\$1,531,132,728
3 - Denver	St. Anthony North Health Campus	Centura Health CHI	Large	100	Urban	\$430,808,371	\$445,681,324	\$475,389,488	\$486,402,217	\$588,308,693	\$717,675,314
3 - Denver	St. Joseph Hospital	SCL Health	Large	400	Urban	\$1,363,020,090	\$1,490,567,342	\$1,628,624,709	\$1,838,896,354	\$1,870,428,726	\$2,071,483,348
3 - Denver	Swedish Medical Center	HealthONE	Large	408	Urban	Charges by system until 2019				\$4,077,613,000	\$4,077,613,000
3 - Denver	The Medical Center of Aurora	HealthONE	Large	346	Urban	Charges by system until 2019				\$2,771,492,000	\$2,771,492,000
3 - Denver	UCHealth University of Colorado Hospital	UCHealth	Large	699	Urban	\$3,115,780,000	\$3,695,467,761	\$4,247,971,180	\$4,855,849,174	\$5,813,819,459	\$6,661,764,152
3 - Denver	HealthONE System (Charges by system until 2019)	HealthONE		<b>2277</b>		<b>\$9,709,183,000</b>	<b>\$10,992,287,999</b>	<b>\$12,733,440,000</b>	<b>\$14,509,083,000</b>	<b>\$16,444,803,000</b>	<b>\$16,629,378,000</b>
<b>Total</b>				<b>6238</b>		<b>\$21,766,113,468</b>	<b>\$24,536,835,008</b>	<b>\$27,647,995,728</b>	<b>\$30,898,036,384</b>	<b>\$34,746,195,907</b>	<b>\$36,795,439,897</b>
4 - Ft. Collins	Banner Fort Collins Medical Center	Banner Health	Small	23	Urban	Opened 4/13/2015				\$51,704,940	\$57,513,774
4 - Ft. Collins	Estes Park Health		Small	25	CAH	\$21,232,628	\$24,456,154	\$34,381,131	\$46,372,422	\$58,704,940	\$70,474,272
4 - Ft. Collins	McKee Medical Center	Banner Health	Large	115	Urban	\$199,344,575	\$219,456,485	\$213,925,099	\$227,759,503	\$234,777,637	\$250,840,854
4 - Ft. Collins	UCHealth Medical Center of the Rockies	UCHealth	Large	174	Urban	\$464,105,086	\$559,514,110	\$636,110,240	\$749,723,906	\$863,810,704	\$1,021,359,806
4 - Ft. Collins	UCHealth Poudre Valley Hospital	UCHealth	Large	255	Urban	\$542,114,522	\$657,011,800	\$748,659,439	\$951,149,520	\$1,037,311,074	\$1,117,403,284
<b>Total</b>				<b>592</b>		<b>\$1,226,796,811</b>	<b>\$1,460,438,809</b>	<b>\$1,662,246,082</b>	<b>\$1,807,842,955</b>	<b>\$2,227,533,338</b>	<b>\$2,487,831,699</b>
5 - Grand Junction	Colorado Canyons Hospital and Medical Center		Small	25	CAH		\$29,891,646	\$31,880,252	\$35,702,969	\$40,717,430	\$47,189,610
5 - Grand Junction	Community Hospital		Medium	44	Urban					\$342,044,596	\$342,044,596
5 - Grand Junction	St. Mary's Hospital & Medical Center, Inc.	SCL Health	Large	346	Urban	\$595,425,054	\$614,942,058	\$668,821,714	\$752,499,129	\$809,793,302	\$874,300,749
<b>Total</b>				<b>415</b>		<b>\$595,425,054</b>	<b>\$644,833,704</b>	<b>\$700,701,966</b>	<b>\$788,202,098</b>	<b>\$809,510,732</b>	<b>\$1,263,534,955</b>
6 - Greeley	UCHealth Longs Peak Hospital	UCHealth	Medium	51	Urban	Opened 8/31/2017				\$151,047,318	\$282,166,840
6 - Greeley	North Colorado Medical Center	Banner Health	Large	378	Urban	\$562,295,973	\$634,516,208	\$663,944,966	\$706,020,267	\$710,938,477	\$742,137,052
<b>Total</b>				<b>479</b>		<b>\$562,295,973</b>	<b>\$634,516,208</b>	<b>\$663,944,966</b>	<b>\$706,020,267</b>	<b>\$862,985,795</b>	<b>\$1,024,303,892</b>
7 - Pueblo	Parkview Medical Center		Large	350	Urban	\$1,027,112,174	\$1,139,493,350	\$1,326,681,512	\$1,505,105,760	\$1,672,958,465	\$1,908,302,126
7 - Pueblo	St. Mary-Corwin Medical Center	Centura Health CHI	Large	408	Urban	\$507,684,568	\$575,608,364	\$635,004,576	\$670,967,252	\$682,507,079	\$543,338,458
<b>Total</b>				<b>758</b>		<b>\$1,534,796,742</b>	<b>\$1,715,101,714</b>	<b>\$1,961,686,088</b>	<b>\$2,176,073,012</b>	<b>\$2,355,465,544</b>	<b>\$2,451,727,484</b>
8 - East	Arkansas Valley Regional Medical Center		Medium	55	CAH	\$40,525,616	\$47,743,768	\$55,228,011	\$56,693,613	\$55,861,314	\$43,530,311
8 - East	East Morgan County Hospital	Banner Health	Small	25	CAH	\$16,942,571	\$16,765,326	\$18,211,908	\$22,873,084	\$22,873,084	\$21,561,187
8 - East	Haxton Hospital District		Small	25	CAH		\$-188,204	\$-859,577	\$669,020	\$2,187,337	
8 - East	Heart of the Rockies Regional Medical Center		Small	25	CAH	\$36,317,436	\$42,629,861	\$47,912,220	\$63,127,981	\$71,398,701	\$78,741,303
8 - East	Keefe Memorial Health Service District		Small	25	CAH*						
8 - East	Kit Carson County Health Service District		Small	19	CAH*	\$7,671,047	\$7,810,452	\$6,451,509	\$7,028,908	\$8,239,361	\$9,906,933
8 - East	Lincoln Community Hospital		Small	15	CAH*						
8 - East	Melissa Memorial Hospital		Small	15	CAH	\$1,695,380	\$2,832,756	\$3,970,049		\$9,617,214	\$8,093,624
8 - East	Mt. San Rafael Hospital		Small	25	CAH*	\$34,924,993	\$31,203,074	\$35,141,321	\$42,011,202	\$42,868,987	\$44,950,520
8 - East	Prowers Medical Center		Small	25	CAH						\$15,793,481
8 - East	Rio Grande Hospital		Small	17	CAH	\$8,479,498	\$10,070,722	\$11,739,720	\$12,414,689	\$14,818,672	\$15,675,213
8 - East	San Luis Valley Health Conejos County Hospital	San Luis Valley	Small	17	CAH	\$2,263,005	\$3,493,655	\$4,198,054	\$4,899,997	\$4,022,308	\$6,164,367
8 - East	Sedgewick County Health Center		Small	15	CAH*	\$4,270,532	\$3,818,272	\$5,011,213	\$5,707,265	\$5,204,415	\$4,793,270
8 - East	Southeast Colorado Hospital District		Small	23	CAH*	\$6,607,211	\$6,387,841	\$6,290,942	\$6,702,270	\$6,433,862	\$6,738,348
8 - East	Spanish Peaks Regional Health Center		Small	20	CAH*			\$9,558,179	\$9,859,372	\$10,973,982	
8 - East	St. Thomas More Hospital	Centura Health CHI	Small	25	CAH	\$80,819,218	\$109,654,684	\$121,237,780	\$130,141,922	\$145,513,039	\$157,094,475
8 - East	Sterling Regional MedCenter	Banner Health	Small	25	Rural	\$40,488,986	\$42,457,213	\$48,294,147	\$54,815,943	\$56,269,908	\$58,020,072
8 - East	Weisbrod Memorial County Hospital		Small	25	CAH*	\$682,550	\$313,971	\$853,779	\$416,931	\$601,285	\$505,137
8 - East	Wray Community District Hospital		Small	16	CAH*	\$4,382,585	\$3,861,254	\$5,724,106	\$7,912,110	\$9,852,849	\$13,382,526
8 - East	Yuma District Hospital		Small	15	CAH*						
8 - East	Colorado Plains Medical Center		Medium	50	Rural	\$69,974,749	\$73,252,293	\$81,663,000	\$89,123,000	\$87,221,000	\$85,042,105
8 - East	San Luis Valley Health Regional Medical Center	San Luis Valley	Medium	49	Rural	\$68,090,581	\$87,526,137	\$88,550,876	\$101,012,426	\$103,527,438	\$109,727,125
<b>Total</b>				<b>551</b>		<b>\$424,135,959</b>	<b>\$489,633,075</b>	<b>\$539,619,058</b>	<b>\$615,048,029</b>	<b>\$656,370,506</b>	<b>\$690,693,799</b>
9 - West	Animas Surgical Hospital		Small	12	Rural					\$84,346,377	\$41,938,444
9 - West	Aspen Valley Hospital		Small	25	CAH					\$53,941,678	\$40,837,106
9 - West	Grand River Hospital District		Small	25	CAH	\$28,580,545	\$30,007,038	\$36,571,902	\$49,926,952	\$47,027,922	\$48,337,106
9 - West	Gunnison Valley Health		Small	24	CAH	\$15,915,225	\$19,716,334	\$24,169,799	\$28,915,658	\$33,721,453	\$40,837,106
9 - West	Memorial Regional Health		Small	25	CAH*						
9 - West	Middle Park Medical Center - Kremmling		Small	23	CAH						\$28,167,669
9 - West	Pagosa Springs Medical Center		Small	11	CAH						\$10,185,794
9 - West	Pioneers Medical Center		Medium	40	CAH*	\$3,378,762	\$3,565,699	\$5,471,515	\$4,061,055	\$2,013,947	\$10,185,794
9 - West	Rangely District Hospital		Small	25	CAH*	\$1,456,300	\$1,422,647	\$2,016,252	\$1,882,952	\$1,311,489	
9 - West	Southwest Health System, Inc.		Small	25	CAH						
9 - West											

Hospital Expenditure Report Detailed Data by Hospital

Discharges Total													
DOI	Hospital	System	Size	Beds		2014	2015	2016	2017	2018	2019		
1 - Boulder	Avista Adventist Hospital	Centura Health Adventist	Large	114	Urban	4118	4151	4225	4271	4616	4659		
1 - Boulder	Boulder Community Health		Large	167	Urban	8034	8470	8309	7985	7792	7819		
1 - Boulder	Good Samaritan Medical Center	SCL Health	Large	234	Urban	12414	12445	13282	12880	12413	11796		
1 - Boulder	Longmont United Hospital	Centura Health CHI	Large	186	Urban			6942	6616	5014	4423		
<b>Total</b>				<b>701</b>		<b>24566</b>	<b>25066</b>	<b>32758</b>	<b>31752</b>	<b>29835</b>	<b>28697</b>		
2 - Colorado Springs	Children's Hospital Colorado Springs	Children's Hospital CO	Large	99	Urban	Opened 5/28/2019							
2 - Colorado Springs	UCHealth Grandview Hospital	UCHealth	Small	22	Urban	Opened 1/11/2017							
2 - Colorado Springs	UCHealth Pikes Peak Regional Hospital	UCHealth	Small	15	CAH				147	304	915		
2 - Colorado Springs	Penrose-St. Francis Health Services	Centura Health CHI	Large	522	Urban	22735	23009	23102	24343	24801	25430		
2 - Colorado Springs	UCHealth Memorial Hospital Central	UCHealth	Large	553	Urban	19251	24619	26480	27497	28195	27100		
<b>Total</b>				<b>1112</b>		<b>41996</b>	<b>47628</b>	<b>49582</b>	<b>51987</b>	<b>53685</b>	<b>53805</b>		
3 - Denver	UCHealth Broomfield Hospital	UCHealth	Medium	40	Urban	Opened 9/1/2016							
3 - Denver	Castle Rock Adventist Hospital	Centura Health Adventist	Medium	55	Urban	1727	2542	2606	2899	3364	3577		
3 - Denver	National Jewish Health		Medium	46	Urban		61	37	37	49	50		
3 - Denver	OrthoColorado Hospital	Centura Health CHI	Medium	48	Urban	2774	2942	2774	2774	3062	2881		
3 - Denver	Children's Hospital Colorado	Children's Hospital CO	Large	465	Urban	19123	17547	15062	15415	15214	15060		
3 - Denver	Denver Health Medical Center		Large	555	Urban	20626	20880	21205	20943	20963	19373		
3 - Denver	Littleton Adventist Hospital	Centura Health Adventist	Large	231	Urban	9192	9544	9265	9202	9900	10061		
3 - Denver	Lutheran Medical Center	SCL Health	Large	362	Urban	15157	15361	15983	15749	15115	14805		
3 - Denver	North Suburban Medical Center	HealthONE	Large	157	Urban	6704	7098	7717	7691	7708	7819		
3 - Denver	Parker Adventist Hospital	Centura Health Adventist	Large	170	Urban	6890	7392	7634	7634	8218	8231		
3 - Denver	Platte Valley Medical Center	SCL Health	Large	98	Urban	2085	2984	3301	3439	3176	3111		
3 - Denver	Porter Adventist Hospital	Centura Health Adventist	Large	368	Urban	9608	9967	10026	9929	9924	8846		
3 - Denver	Presbyterian/St. Luke's Medical Center	HealthONE	Large	680	Urban	11048	10661	11157	10919	11280	12087		
3 - Denver	Rose Medical Center	HealthONE	Large	402	Urban	12155	11631	11572	11323	11462	11083		
3 - Denver	Sky Ridge Medical Center	HealthONE	Large	284	Urban	13322	14971	16029	17020	16373	16163		
3 - Denver	St. Anthony Hospital	Centura Health CHI	Large	237	Urban	10708	10708	11757	11749	11875	12205		
3 - Denver	St. Anthony North Health Campus	Centura Health CHI	Large	100	Urban	5792	5329	5770	5584	5525	5996		
3 - Denver	St. Joseph Hospital	SCL Health	Large	400	Urban	17839	18600	19547	19909	19332	19226		
3 - Denver	Swedish Medical Center	HealthONE	Large	408	Urban	20401	19829	19476	19422	20146	20333		
3 - Denver	The Medical Center of Aurora	HealthONE	Large	346	Urban	14953	14940	15327	16456	16842	16344		
3 - Denver	UCHealth University of Colorado Hospital	UCHealth	Large	699	Urban	28620	30381	31458	31599	31842	32320		
3 - Denver	HealthONE System (Charges by system until 2019)	HealthONE		<b>2277</b>		<b>78763</b>	<b>79130</b>	<b>80730</b>	<b>82651</b>	<b>83811</b>	<b>83559</b>		
<b>Total</b>				<b>6238</b>		<b>229410</b>	<b>233812</b>	<b>23418</b>	<b>239807</b>	<b>241496</b>	<b>239649</b>		
4 - Ft. Collins	Banner Fort Collins Medical Center	Banner Health	Small	23	Urban	Opened 4/3/2015							
4 - Ft. Collins	Estes Park Health		Small	25	CAH		415	397	371	403	994		
4 - Ft. Collins	McKee Medical Center	Banner Health	Large	115	Urban	4352	3949	3400	3323	3067	2802		
4 - Ft. Collins	UCHealth Medical Center of the Rockies	UCHealth	Large	174	Urban	9513	10589	10869	11989	11934	12089		
4 - Ft. Collins	UCHealth Poudre Valley Hospital	UCHealth	Large	255	Urban	14575	15348	14840	15744	15669	15235		
<b>Total</b>				<b>592</b>		<b>28855</b>	<b>30283</b>	<b>30298</b>	<b>32539</b>	<b>32873</b>	<b>32447</b>		
5 - Grand Junction	Colorado Canyons Hospital and Medical Center		Small	25	CAH			535	480	454	574		
5 - Grand Junction	Community Hospital		Medium	44	Urban						3136		
5 - Grand Junction	St. Mary's Hospital & Medical Center, Inc.	SCL Health	Large	346	Urban	12600	12731	13103	12909	12767	12597		
<b>Total</b>				<b>415</b>		<b>12600</b>	<b>12731</b>	<b>13103</b>	<b>13389</b>	<b>13221</b>	<b>12607</b>		
6 - Greeley	UCHealth Longs Peak Hospital	UCHealth	Medium	51	Urban	Opened 8/31/2017							
6 - Greeley	North Colorado Medical Center	Banner Health	Large	378	Urban	11963	10822	10283	10726	10399	9686		
<b>Total</b>				<b>479</b>		<b>11963</b>	<b>10822</b>	<b>10283</b>	<b>10726</b>	<b>12411</b>	<b>12422</b>		
7 - Pueblo	Parkview Medical Center		Large	350	Urban	14459	15673	15774	15630	15382	16954		
7 - Pueblo	St. Mary-Corwin Medical Center	Centura Health CHI	Large	408	Urban	5895	6081	6060	6381	5219	2028		
<b>Total</b>				<b>758</b>		<b>20354</b>	<b>21754</b>	<b>21834</b>	<b>22011</b>	<b>20601</b>	<b>18982</b>		
8 - East	Arkansas Valley Regional Medical Center		Medium	55	CAH	1798	1999	1533	1589	1310	1103		
8 - East	East Morgan County Hospital	Banner Health	Small	25	CAH	469	412	409	376	464	499		
8 - East	Haxton Hospital District		Small	25	CAH		92	107	78	110			
8 - East	Heart of the Rockies Regional Medical Center		Small	25	CAH	1081	1088	1058	1090	1073	1089		
8 - East	Keefe Memorial Health Service District		Small	25	CAH*						72		
8 - East	Kit Carson County Health Service District		Small	19	CAH*	14175	14424	14708	13748	13892			
8 - East	Lincoln Community Hospital		Small	15	CAH*						250		
8 - East	Melissa Memorial Hospital		Small	15	CAH	181	240	122		239	231		
8 - East	Mt. San Rafael Hospital		Small	25	CAH*	776	672	636	679	600	543		
8 - East	Prowers Medical Center		Small	25	CAH						1524		
8 - East	Rio Grande Hospital		Small	17	CAH	479	476	487	561	590	648		
8 - East	San Luis Valley Health Conejos County Hospital	San Luis Valley	Small	17	CAH	134	130	138	123	156	161		
8 - East	Sedgwick County Health Center		Small	15	CAH*	158	175	152	137	185	232		
8 - East	Southeast Colorado Hospital District		Small	23	CAH*	258	262	265	272	312	271		
8 - East	Spanish Peaks Regional Health Center		Small	20	CAH*				203	240	277		
8 - East	St. Thomas More Hospital	Centura Health CHI	Small	25	CAH	1731	1839	1767	1821	1854	1774		
8 - East	Sterling Regional MedCenter	Banner Health	Small	25	Rural	1115	1228	1086	1034	1106	1016		
8 - East	Weisbrod Memorial County Hospital		Small	25	CAH*	82	67	48	45	52	84		
8 - East	Wray Community District Hospital		Small	16	CAH*	343	342	347	384	398	526		
8 - East	Yuma District Hospital		Small	15	CAH*								
8 - East	Colorado Plains Medical Center		Medium	50	Rural	1668	1595	1393	1283	1106	1058		
8 - East	San Luis Valley Health Regional Medical Center	San Luis Valley	Medium	49	Rural	2421	2378	2402	2323	2388	2384		
<b>Total</b>				<b>551</b>		<b>26869</b>	<b>27419</b>	<b>26658</b>	<b>25746</b>	<b>26075</b>	<b>13742</b>		
9 - West	Animas Surgical Hospital		Small	12	Rural						24101		
9 - West	Aspen Valley Hospital		Small	25	CAH						744		
9 - West	Grand River Hospital District		Small	25	CAH	503	506	514	587	599	599		
9 - West	Gunnison Valley Health		Small	24	CAH	576	554	564	527	510	600		
9 - West	Memorial Regional Health		Small	25	CAH*								
9 - West	Middle Park Medical Center - Kremmling		Small	23	CAH								
9 - West	Pagosa Springs Medical Center		Small	11	CAH						375		
9 - West	Pioneers Medical Center		Medium	40	CAH*	199	216	300	267	473	509		
9 - West	Rangely District Hospital		Small	25	CAH*	76	59	55	70	58			
9 - West	Southwest Health System, Inc.		Small	25	CAH								
9 - West	St. Vincent General Hospital District		Small	25	CAH	69	6	2	54	165	130		
9 - West	Delta County Memorial Hospital		Medium	49	Rural	1820	1763	1561	1649	1590	1436		
9 - West	Mercy Regional Medical Center	Centura Health CHI	Medium	82	Rural	4180	4281	4365	4274	4194	4290		
9 - West	Montrose Memorial Hospital		Medium	75	Rural						3040		
9 - West	St. Anthony Summit Medical Center	Centura Health CHI	Medium	35	Rural	1176	1251	1200	1313	1436	1294		
9 - West	UCHealth Yampa Valley Medical Center	UCHealth	Medium	39	Rural			1447	1421	1020	1273		
9 - West	Vail Health Hospital		Medium	58	Rural	1905	1811	1847	2075	2144	1965		
9 - West	Valley View Hospital		Medium	78	Rural	2796	2941	3011	2907	2903	2931		
<b>Total</b>				<b>676</b>		<b>13300</b>	<b>13388</b>	<b>14866</b>	<b>15144</b>	<b>15092</b>	<b>43287</b>		

\* These Critical Access Hospitals have a Frontier Designation (are based in any county with less than 6 people/square mile)

Hospital Expenditure Report Detailed Data by Hospital

Inpatient Charges Commercial											
DOI	Hospital	System	Size	Beds	2014	2015	2016	2017	2018	2019	
1 - Boulder	Avista Adventist Hospital	Centura Health Adventist	Large	114	Urban	\$57,935,018	\$69,088,177	\$74,898,519	\$64,992,298	\$74,902,142	\$84,374,285
1 - Boulder	Boulder Community Health	UCHealth	Large	167	Urban	\$151,360,073	\$145,987,810	\$180,857,935	\$172,697,992	\$175,187,931	\$186,339,128
1 - Boulder	Good Samaritan Medical Center	SCL Health	Large	234	Urban	\$253,092,595	\$253,479,941	\$255,516,469	\$272,287,816	\$245,618,156	\$244,878,887
1 - Boulder	Longmont United Hospital	Centura Health CHI	Large	186	Urban			\$294,401,719	\$136,740,798	\$65,058,218	\$61,732,320
<b>Total</b>				<b>701</b>		<b>\$462,387,686</b>	<b>\$468,555,928</b>	<b>\$805,674,642</b>	<b>\$646,718,904</b>	<b>\$560,766,447</b>	<b>\$577,324,623</b>
2 - Colorado Springs	Children's Hospital Colorado Springs	Children's Hospital CO	Large	99	Urban	Opened 5/28/2019					\$43,754,770
2 - Colorado Springs	UCHealth Grandview Hospital	UCHealth	Small	22	Urban	Opened 1/1/2017				\$1,408,342	\$13,374,920
2 - Colorado Springs	UCHealth Pikes Peak Regional Hospital	UCHealth	Small	15	CAH					\$342,166	\$904,561
2 - Colorado Springs	Penrose-St. Francis Health Services	Centura Health CHI	Large	522	Urban	\$328,305,567	\$434,974,720	\$443,385,043	\$443,214,363	\$415,678,646	\$345,823,744
2 - Colorado Springs	UCHealth Memorial Hospital Central	UCHealth	Large	553	Urban	\$174,814,008	\$196,873,095	\$240,476,345	\$283,873,086	\$321,598,647	\$351,181,046
<b>Total</b>				<b>1112</b>		<b>\$503,119,574</b>	<b>\$631,847,815</b>	<b>\$683,861,388</b>	<b>\$727,087,449</b>	<b>\$739,027,801</b>	<b>\$771,284,273</b>
3 - Denver	UCHealth Broomfield Hospital	UCHealth	Medium	40	Urban	Opened 9/1/2016				\$908,363	\$3,737,104
3 - Denver	Castle Rock Adventist Hospital	Centura Health Adventist	Medium	55	Urban	\$32,522,744	\$52,408,833	\$53,756,620	\$56,389,984	\$63,351,778	\$59,668,032
3 - Denver	National Jewish Health	UCHealth	Medium	46	Urban	\$227,614	\$95,882	\$79,327	\$102,018	\$438,037	\$334,928
3 - Denver	OrthoColorado Hospital	Centura Health CHI	Medium	48	Urban	\$85,393,746	\$97,235,895	\$118,382,104	\$112,433,333	\$122,433,333	\$110,280,508
3 - Denver	Children's Hospital Colorado	Children's Hospital CO	Large	465	Urban	\$495,002,464	\$530,136,157	\$541,339,633	\$551,374,378	\$658,196,927	\$668,724,461
3 - Denver	Denver Health Medical Center	Centura Health Adventist	Large	555	Urban	\$190,508,638	\$201,994,854	\$194,767,731	\$198,910,828	\$225,225,435	\$176,811,933
3 - Denver	Littleton Adventist Hospital	Centura Health Adventist	Large	231	Urban	\$191,235,656	\$242,038,540	\$235,830,943	\$211,291,803	\$210,579,218	\$222,700,794
3 - Denver	Lutheran Medical Center	SCL Health	Large	362	Urban	\$176,429,139	\$167,426,798	\$192,902,908	\$197,103,607	\$191,661,206	\$157,632,366
3 - Denver	North Suburban Medical Center	HealthONE	Large	157	Urban	Charges by system until 2019					\$127,507,000
3 - Denver	Parker Adventist Hospital	Centura Health Adventist	Large	170	Urban	\$188,177,300	\$236,859,923	\$248,648,365	\$211,995,206	\$209,869,722	\$203,986,128
3 - Denver	Platte Valley Medical Center	SCL Health	Large	98	Urban	\$25,194,077	\$24,045,333	\$30,257,841	\$31,986,391	\$30,603,273	\$30,002,632
3 - Denver	Porter Adventist Hospital	Centura Health Adventist	Large	368	Urban	\$232,844,379	\$274,501,866	\$259,879,617	\$236,858,622	\$240,725,810	\$195,989,385
3 - Denver	Presbyterian/St. Luke's Medical Center	HealthONE	Large	680	Urban	Charges by system until 2019					\$945,001,000
3 - Denver	Rose Medical Center	HealthONE	Large	402	Urban	Charges by system until 2019					\$388,119,000
3 - Denver	Sky Ridge Medical Center	HealthONE	Large	284	Urban	Charges by system until 2019					\$712,125,000
3 - Denver	St. Anthony Hospital	Centura Health CHI	Large	237	Urban	\$291,570,206	\$374,854,245	\$366,589,883	\$307,643,729	\$308,402,588	\$291,605,293
3 - Denver	St. Anthony North Health Campus	Centura Health CHI	Large	100	Urban	\$50,489,587	\$84,105,425	\$74,788,959	\$57,812,815	\$72,032,646	\$87,275,313
3 - Denver	St. Joseph Hospital	SCL Health	Large	400	Urban	\$464,434,973	\$488,926,668	\$512,076,375	\$569,846,970	\$564,296,913	\$573,646,044
3 - Denver	Swedish Medical Center	HealthONE	Large	408	Urban	Charges by system until 2019					\$717,861,000
3 - Denver	The Medical Center of Aurora	HealthONE	Large	346	Urban	Charges by system until 2019					\$345,389,000
3 - Denver	UCHealth University of Colorado Hospital	UCHealth	Large	699	Urban	\$724,454,958	\$833,949,667	\$893,911,249	\$1,009,687,296	\$1,132,049,190	\$1,236,770,278
3 - Denver	HealthONE System (Charges by system until 2019)	HealthONE		2277		\$2,359,911,000	\$2,471,439,000	\$2,789,718,000	\$3,090,528,000	\$3,309,665,000	\$3,236,022,000
<b>Total</b>				<b>6238</b>		<b>\$5,308,396,480</b>	<b>\$6,080,019,084</b>	<b>\$6,512,929,555</b>	<b>\$6,846,778,409</b>	<b>\$7,340,199,439</b>	<b>\$7,235,956,657</b>
4 - Ft. Collins	Banner Fort Collins Medical Center	Banner Health	Small	23	Urban	Opened 4/3/2015		\$9,162,228	\$9,073,671	\$11,691,126	\$12,628,469
4 - Ft. Collins	Estes Park Health	CAH	Small	25	CAH	\$2,189,500	\$2,400,413	\$2,266,301	\$2,280,616	\$1,810,476	\$1,810,476
4 - Ft. Collins	McKee Medical Center	Banner Health	Large	115	Urban	\$32,194,180	\$32,515,820	\$30,455,664	\$28,690,129	\$29,097,384	\$24,823,348
4 - Ft. Collins	UCHealth Medical Center of the Rockies	UCHealth	Large	174	Urban	\$136,804,162	\$159,864,808	\$166,175,703	\$169,483,555	\$195,997,323	\$201,217,625
4 - Ft. Collins	UCHealth Poudre Valley Hospital	UCHealth	Large	255	Urban	\$150,207,414	\$151,005,676	\$147,435,233	\$151,035,060	\$152,118,205	\$162,681,648
<b>Total</b>				<b>592</b>		<b>\$3,098,396,480</b>	<b>\$3,458,786,717</b>	<b>\$3,355,495,130</b>	<b>\$3,360,567,121</b>	<b>\$3,918,882,553</b>	<b>\$4,031,566,568</b>
5 - Grand Junction	Colorado Canyons Hospital and Medical Center	Community Hospital	Small	25	CAH			\$4,577,735	\$3,575,978	\$3,362,652	\$1,626,939
5 - Grand Junction	Community Hospital	Community Hospital	Medium	44	Urban						\$32,220,451
5 - Grand Junction	St. Mary's Hospital & Medical Center, Inc.	SCL Health	Large	346	Urban	\$135,253,837	\$121,312,188	\$135,261,153	\$123,645,027	\$122,603,450	\$121,587,947
<b>Total</b>				<b>415</b>		<b>\$135,253,837</b>	<b>\$121,312,188</b>	<b>\$139,838,888</b>	<b>\$127,221,005</b>	<b>\$125,966,102</b>	<b>\$135,455,237</b>
6 - Greeley	UCHealth Longs Peak Hospital	UCHealth	Medium	51	Urban	Opened 8/31/2017				\$25,395,042	\$40,057,382
6 - Greeley	North Colorado Medical Center	Banner Health	Large	378	Urban	\$110,103,193	\$112,445,324	\$107,478,336	\$106,262,664	\$105,494,340	\$111,597,809
<b>Total</b>				<b>479</b>		<b>\$110,103,193</b>	<b>\$112,445,324</b>	<b>\$107,478,336</b>	<b>\$106,262,664</b>	<b>\$130,889,382</b>	<b>\$151,655,191</b>
7 - Pueblo	Parkview Medical Center	Centura Health CHI	Large	350	Urban	\$210,321,336	\$259,470,696	\$289,649,276	\$309,859,461	\$355,222,234	\$157,561,436
7 - Pueblo	St. Mary-Corwin Medical Center	Centura Health CHI	Large	408	Urban	\$45,143,234	\$64,301,749	\$64,098,453	\$70,708,183	\$52,892,529	\$21,396,016
<b>Total</b>				<b>758</b>		<b>\$290,464,570</b>	<b>\$323,772,445</b>	<b>\$353,747,729</b>	<b>\$380,567,944</b>	<b>\$408,114,763</b>	<b>\$178,997,452</b>
8 - East	Arkansas Valley Regional Medical Center	Banner Health	Medium	55	CAH	\$4,146,632	\$2,419,738	\$4,062,705	\$3,920,610	\$2,054,769	\$1,922,209
8 - East	East Morgan County Hospital	Banner Health	Small	25	CAH	\$1,407,115	\$1,148,290	\$1,846,215	\$1,443,972	\$1,551,112	\$1,782,972
8 - East	Haxton Hospital District	CAH	Small	25	CAH		\$239,658	\$67,427	\$302,964	\$14,292	
8 - East	Heart of the Rockies Regional Medical Center	CAH	Small	25	CAH	\$5,890,801	\$6,783,564	\$7,090,566	\$5,174,633	\$4,764,384	\$5,408,386
8 - East	Keefe Memorial Health Service District	CAH	Small	25	CAH						\$114,993
8 - East	Kit Carson County Health Service District	CAH	Small	19	CAH	\$384,004	\$128,997	\$292,347	\$98,345	\$104,028	
8 - East	Lincoln Community Hospital	CAH	Small	15	CAH						\$110,337
8 - East	Melissa Memorial Hospital	CAH	Small	15	CAH	\$456,338	\$322,188	\$188,015		\$955,151	\$369,270
8 - East	Mt. San Rafael Hospital	CAH	Small	25	CAH	\$1,372,633	\$1,403,526	\$1,663,129	\$1,301,393	\$2,486,417	\$3,053,972
8 - East	Prowers Medical Center	CAH	Small	25	CAH						\$1,472,719
8 - East	Rio Grande Hospital	CAH	Small	17	CAH	\$410,255	\$657,974	\$684,212	\$439,087	\$570,887	\$603,858
8 - East	San Luis Valley Health Conejos County Hospital	San Luis Valley	Small	17	CAH	\$21,095	\$53,186	\$112,490	\$64,629	\$12,594	\$52,905
8 - East	Sedgewick County Health Center	CAH	Small	15	CAH	\$166,663	\$394,927	\$368,109	\$320,279	\$374,470	\$304,830
8 - East	Southeast Colorado Hospital District	CAH	Small	23	CAH	\$179,141	\$316,189	\$137,042	\$248,120	\$122,682	\$357,910
8 - East	Spanish Peaks Regional Health Center	CAH	Small	20	CAH				\$222,409	\$206,173	\$133,603
8 - East	St. Thomas More Hospital	Centura Health CHI	Small	25	CAH	\$10,449,043	\$12,670,199	\$9,697,893	\$12,477,879	\$12,906,273	\$10,845,348
8 - East	Sterling Regional MedCenter	Banner Health	Small	25	Rural	\$3,435,679	\$6,981,140	\$4,685,421	\$4,866,745	\$5,159,663	\$4,613,531
8 - East	Weisbrod Memorial County Hospital	CAH	Small	25	CAH	\$86,988	\$154,743	\$11,257		\$4,858	\$28,080
8 - East	Wray Community District Hospital	CAH	Small	16	CAH	\$1,136,675	\$1,665,862	\$1,470,669	\$1,739,560	\$2,595,473	\$2,506,732
8 - East	Yuma District Hospital	CAH	Small	15	CAH						
8 - East	Colorado Plains Medical Center	CAH	Medium	50	Rural	\$12,322,817	\$9,744,258	\$10,237,800	\$10,463,503	\$9,720,267	\$8,379,932
8 - East	San Luis Valley Health Regional Medical Center	San Luis Valley	Medium	49	Rural	\$6,492,705	\$7,076,919	\$7,668,413	\$8,110,711	\$8,455,977	\$8,590,182
<b>Total</b>				<b>551</b>		<b>\$48,358,584</b>	<b>\$52,161,358</b>	<b>\$50,283,710</b>	<b>\$51,194,840</b>	<b>\$51,814,107</b>	<b>\$50,651,770</b>
9 - West	Animas Surgical Hospital	CAH	Small	12	Rural						\$10,000,872
9 - West	Aspen Valley Hospital	CAH	Small	25	CAH						\$12,895,084
9 - West	Grand River Hospital District	CAH	Small	25	CAH	\$3,581,291	\$2,803,879	\$2,905,640	\$3,686,897	\$4,990,937	\$4,973,745
9 - West	Gunnison Valley Health	CAH	Small	24	CAH	\$4,694,178	\$3,682,198	\$3,963,817	\$4,255,785	\$4,301,781	\$4,430,669
9 - West	Memorial Regional Health	CAH	Small	25	CAH						
9 - West	Middle Park Medical Center - Kremmling	CAH	Small	23	CAH						\$2,251,212
9 - West	Pagosa Springs Medical Center	CAH	Small	11	CAH						\$4,733,459
9 - West	Pioneers Medical Center	CAH	Medium	40	CAH	\$1,639,565	\$1,050,482	\$1,731,624	\$1,403,411	\$3,298,076	\$70,862
9 - West	Rangely District Hospital	CAH	Small	25	CAH	\$105,341	\$111,537	\$154,834	\$43,386		
9 - West	Southwest Health System, Inc.	CAH	Small	25	CAH						
9 - West	St. Vincent General Hospital District	CAH	Small	25	CAH	\$233,880	\$8,067		\$262,059	\$169,974	\$139,547
9 - West	Delta County Memorial Hospital	CAH	Medium	49	Rural	\$5,968,214	\$5,678,365	\$5,588,862	\$5,143,811	\$5,814,198	\$5,708,659
9 - West	Mercy Regional Medical Center	Centura Health CHI	Medium	82	Rural	\$52,185,612	\$66,485,838	\$74,639,755	\$75,062,630	\$73,918,505	\$71,094,642
9 - West	Montrose Memorial Hospital	CAH	Medium	75	Rural						\$13,310,624

Hospital Expenditure Report Detailed Data by Hospital

Inpatient Charges Medicaid											
DOI	Hospital	System	Size	Beds		2014	2015	2016	2017	2018	2019
1 - Boulder	Avista Adventist Hospital	Centura Health Adventist	Large	114	Urban	\$27,176,009	\$31,032,458	\$32,699,201	\$32,430,207	\$39,787,521	\$42,709,002
1 - Boulder	Boulder Community Health		Large	167	Urban	\$55,132,516	\$69,285,205	\$61,582,891	\$63,927,545	\$71,049,557	\$55,356,577
1 - Boulder	Good Samaritan Medical Center	SCL Health	Large	234	Urban	\$41,379,844	\$54,105,066	\$61,618,513	\$66,417,211	\$70,571,261	\$60,827,816
1 - Boulder	Longmont United Hospital	Centura Health CHI	Large	186	Urban				\$41,638,636	\$57,291,140	\$57,291,140
<b>Total</b>				<b>701</b>		<b>\$123,688,369</b>	<b>\$154,422,729</b>	<b>\$155,900,605</b>	<b>\$204,413,598</b>	<b>\$238,699,479</b>	<b>\$216,289,621</b>
2 - Colorado Springs	Children's Hospital Colorado Springs	Children's Hospital CO	Large	99	Urban	Opened 5/28/2019					\$88,141,193
2 - Colorado Springs	UCHealth Grandview Hospital	UCHealth	Small	22	Urban	Opened 1/1/2017				\$1,948,782	\$7,232,087
2 - Colorado Springs	UCHealth Pikes Peak Regional Hospital	UCHealth	Small	15	CAH					\$189,983	\$1,043,769
2 - Colorado Springs	Penrose-St. Francis Health Services	Centura Health CHI	Large	52	Urban	\$107,411,493	\$142,287,316	\$156,067,529	\$179,679,895	\$218,712,038	\$250,677,215
2 - Colorado Springs	UCHealth Memorial Hospital Central	UCHealth	Large	553	Urban	\$146,397,180	\$215,288,551	\$339,110,630	\$406,630,422	\$481,484,080	\$514,127,670
<b>Total</b>				<b>1112</b>		<b>\$253,808,673</b>	<b>\$357,575,867</b>	<b>\$495,178,160</b>	<b>\$586,310,317</b>	<b>\$702,334,883</b>	<b>\$773,080,741</b>
3 - Denver	UCHealth Broomfield Hospital	UCHealth	Medium	40	Urban	Opened 9/1/2016				\$716,449	\$5,671,056
3 - Denver	Castle Rock Adventist Hospital	Centura Health Adventist	Medium	55	Urban	\$6,030,873	\$10,891,317	\$16,685,443	\$17,326,367	\$24,926,970	\$25,059,884
3 - Denver	National Jewish Health		Medium	46	Urban	\$263,333	\$283,477	\$137,959	\$199,559	\$188,494	\$214,388
3 - Denver	OrthoColorado Hospital	Centura Health CHI	Medium	48	Urban			\$186	\$96,337	\$20,244	\$116,581
3 - Denver	Children's Hospital Colorado	Children's Hospital CO	Large	465	Urban	\$722,858,138	\$697,378,052	\$687,531,079	\$734,997,674	\$823,997,181	\$783,645,228
3 - Denver	Denver Health Medical Center		Large	555	Urban	\$493,579,453	\$532,587,821	\$497,746,522	\$475,173,028	\$494,114,825	\$497,472,447
3 - Denver	Littleton Adventist Hospital	Centura Health Adventist	Large	231	Urban	\$57,031,934	\$61,952,852	\$65,914,078	\$71,847,714	\$74,498,094	\$69,399,555
3 - Denver	Lutheran Medical Center	SCL Health	Large	362	Urban	\$109,465,256	\$128,980,084	\$140,767,758	\$155,759,312	\$163,212,357	\$128,680,536
3 - Denver	North Suburban Medical Center	HealthONE	Large	157	Urban	Charges by system until 2019				\$248,358,000	
3 - Denver	Parker Adventist Hospital	Centura Health Adventist	Large	170	Urban	\$36,131,010	\$48,134,922	\$61,759,147	\$59,255,783	\$60,879,157	\$72,827,887
3 - Denver	Platte Valley Medical Center	SCL Health	Large	98	Urban	\$22,668,056	\$20,684,355	\$24,500,882	\$31,831,587	\$28,762,958	\$28,595,821
3 - Denver	Porter Adventist Hospital	Centura Health Adventist	Large	368	Urban	\$74,059,680	\$107,789,573	\$91,047,808	\$103,331,901	\$114,008,587	\$105,134,652
3 - Denver	Presbyterian/St. Luke's Medical Center	HealthONE	Large	680	Urban	Charges by system until 2019				\$753,935,000	
3 - Denver	Rose Medical Center	HealthONE	Large	402	Urban	Charges by system until 2019				\$182,577,000	
3 - Denver	Sky Ridge Medical Center	HealthONE	Large	284	Urban	Charges by system until 2019				\$175,274,000	
3 - Denver	St. Anthony Hospital	Centura Health CHI	Large	237	Urban	\$117,614,766	\$159,663,584	\$193,790,165	\$197,775,126	\$199,296,075	\$190,872,842
3 - Denver	St. Anthony North Health Campus	Centura Health CHI	Large	100	Urban	\$53,179,280	\$54,813,024	\$67,008,862	\$56,056,435	\$51,570,753	\$64,253,171
3 - Denver	St. Joseph Hospital	SCL Health	Large	400	Urban	\$115,893,182	\$181,036,591	\$205,987,924	\$245,359,729	\$239,118,714	\$258,108,721
3 - Denver	Swedish Medical Center	HealthONE	Large	408	Urban	Charges by system until 2019				\$545,455,000	
3 - Denver	The Medical Center of Aurora	HealthONE	Large	346	Urban	Charges by system until 2019				\$372,678,000	
3 - Denver	UCHealth University of Colorado Hospital	UCHealth	Large	699	Urban	\$522,965,000	\$617,995,089	\$731,486,577	\$812,930,291	\$930,034,562	\$960,965,433
3 - Denver	HealthONE System (Charges by system until 2019)	HealthONE		<b>2277</b>		<b>\$1,138,972,000</b>	<b>\$1,401,287,000</b>	<b>\$1,644,728,000</b>	<b>\$1,844,845,000</b>	<b>\$2,104,810,000</b>	<b>\$2,278,277,000</b>
<b>Total</b>				<b>6238</b>		<b>\$3,470,710,490</b>	<b>\$4,023,477,740</b>	<b>\$4,429,092,389</b>	<b>\$4,806,765,843</b>	<b>\$5,310,195,421</b>	<b>\$5,469,208,685</b>
4 - Ft. Collins	Banner Fort Collins Medical Center	Banner Health	Small	23	Urban	Opened 4/3/2015		\$6,580,909	\$9,455,684	\$8,407,964	\$8,897,626
4 - Ft. Collins	Estes Park Health		Small	25	CAH	\$806,609	\$2,241,874	\$1,423,349	\$1,756,525	\$2,120,970	\$2,434,188
4 - Ft. Collins	McKee Medical Center	Banner Health	Large	115	Urban	\$19,065,221	\$20,448,864	\$23,580,823	\$21,194,784	\$21,194,784	\$19,394,289
4 - Ft. Collins	UCHealth Medical Center of the Rockies	UCHealth	Large	174	Urban	\$47,234,567	\$68,586,275	\$70,515,047	\$74,211,688	\$86,659,914	\$86,192,503
4 - Ft. Collins	UCHealth Poudre Valley Hospital	UCHealth	Large	255	Urban	\$63,891,013	\$82,196,619	\$87,120,773	\$100,611,897	\$109,403,706	\$106,548,154
<b>Total</b>				<b>592</b>		<b>\$130,997,411</b>	<b>\$173,473,633</b>	<b>\$189,220,900</b>	<b>\$207,572,269</b>	<b>\$227,787,338</b>	<b>\$223,466,760</b>
5 - Grand Junction	Colorado Canyons Hospital and Medical Center		Small	25	CAH			\$544,743	\$360,645	\$474,195	\$424,141
5 - Grand Junction	Community Hospital		Medium	44	Urban						\$23,252,984
5 - Grand Junction	St. Mary's Hospital & Medical Center, Inc.	SCL Health	Large	346	Urban	\$137,279,612	\$136,773,861	\$141,923,752	\$142,761,827	\$140,285,549	\$156,707,606
<b>Total</b>				<b>415</b>		<b>\$137,279,612</b>	<b>\$136,773,861</b>	<b>\$142,468,495</b>	<b>\$143,122,522</b>	<b>\$140,759,744</b>	<b>\$180,384,731</b>
6 - Greeley	UCHealth Longs Peak Hospital	UCHealth	Medium	51	Urban	Opened 8/31/2017				\$16,534,550	\$27,348,810
6 - Greeley	North Colorado Medical Center	Banner Health	Large	378	Urban	\$83,504,624	\$102,837,074	\$117,625,970	\$132,438,930	\$130,798,005	\$126,059,051
<b>Total</b>				<b>479</b>		<b>\$83,504,624</b>	<b>\$102,837,074</b>	<b>\$117,625,970</b>	<b>\$132,438,930</b>	<b>\$147,332,055</b>	<b>\$153,407,861</b>
7 - Pueblo	Parkview Medical Center		Large	350	Urban	\$120,331,363	\$158,481,810	\$186,224,471	\$214,592,118	\$232,682,293	\$261,701,089
7 - Pueblo	St. Mary-Corwin Medical Center	Centura Health CHI	Large	408	Urban	\$50,366,204	\$58,987,477	\$67,644,708	\$77,036,728	\$66,445,541	\$26,135,384
<b>Total</b>				<b>758</b>		<b>\$170,697,567</b>	<b>\$217,469,287</b>	<b>\$253,869,179</b>	<b>\$291,628,846</b>	<b>\$299,127,834</b>	<b>\$287,836,473</b>
8 - East	Arkansas Valley Regional Medical Center		Medium	55	CAH	\$4,359,825	\$3,098,461	\$4,300,822	\$4,439,560	\$4,487,568	\$5,163,289
8 - East	East Morgan County Hospital	Banner Health	Small	25	CAH	\$1,856,250	\$878,375	\$1,722,962	\$2,100,450	\$2,361,419	\$1,465,389
8 - East	Haxton Hospital District		Small	25	CAH		\$679,092	\$603,206	\$781,701	\$717,790	
8 - East	Heart of the Rockies Regional Medical Center		Small	25	CAH	\$3,946,038	\$3,594,221	\$3,547,271	\$3,272,768	\$3,521,364	\$4,403,026
8 - East	Keefe Memorial Health Service District		Small	25	CAH*						\$32,183
8 - East	Kit Carson County Health Service District		Small	19	CAH*	\$175,643	\$33,129	\$408,855	\$33,312	\$34,244	
8 - East	Lincoln Community Hospital		Small	15	CAH*						\$190,875
8 - East	Melissa Memorial Hospital		Small	15	CAH	\$128,681	\$190,872	\$253,057		\$482,579	\$301,099
8 - East	Mt. San Rafael Hospital		Small	25	CAH*	\$2,097,534	\$2,461,595	\$2,892,447	\$2,616,798	\$1,903,072	\$1,639,710
8 - East	Prowers Medical Center		Small	25	CAH						\$2,679,491
8 - East	Rio Grande Hospital		Small	17	CAH	\$494,314	\$652,642	\$486,363	\$763,711	\$656,016	\$455,905
8 - East	San Luis Valley Health Conejos County Hospital	San Luis Valley	Small	17	CAH	\$104,966	\$174,213	\$300,403	\$130,726	\$187,006	\$175,077
8 - East	Sedgewick County Health Center		Small	15	CAH*	\$1,600,862	\$1,537,250	\$1,374,787	\$1,526,827	\$1,832,859	\$313,828
8 - East	Southeast Colorado Hospital District		Small	23	CAH*	\$3,095,954	\$3,720,335	\$3,504,765	\$3,476,010	\$3,574,852	\$221,140
8 - East	Spanish Peaks Regional Health Center		Small	20	CAH*				\$368,929	\$400,427	\$813,820
8 - East	St. Thomas More Hospital	Centura Health CHI	Small	25	CAH	\$11,576,565	\$15,360,427	\$14,867,115	\$16,466,865	\$15,487,532	\$16,605,508
8 - East	Sterling Regional MedCenter	Banner Health	Small	25	Rural	\$4,366,347	\$4,391,400	\$5,022,309	\$5,128,536	\$5,576,085	\$5,692,908
8 - East	Weisbrod Memorial County Hospital		Small	25	CAH*	\$922,398	\$999,556	\$1,125,634	\$1,012,881	\$913,461	\$7,200
8 - East	Wray Community District Hospital		Small	16	CAH*	\$920,553	\$1,117,529	\$1,390,831	\$1,598,772	\$1,430,890	\$2,427,602
8 - East	Yuma District Hospital		Small	15	CAH*						
8 - East	Colorado Plains Medical Center		Medium	50	Rural	\$8,696,576	\$10,204,971	\$8,599,602	\$9,512,624	\$9,317,924	\$8,989,664
8 - East	San Luis Valley Health Regional Medical Center	San Luis Valley	Medium	49	Rural	\$10,704,422	\$13,506,153	\$13,450,934	\$13,109,585	\$16,523,522	\$13,742,240
<b>Total</b>				<b>551</b>		<b>\$55,046,928</b>	<b>\$62,600,221</b>	<b>\$63,851,363</b>	<b>\$66,340,055</b>	<b>\$69,408,611</b>	<b>\$65,319,954</b>
9 - West	Animas Surgical Hospital		Small	12	Rural						\$1,191,130
9 - West	Aspen Valley Hospital		Small	25	CAH						\$2,631,394
9 - West	Grand River Hospital District		Small	25	CAH	\$2,007,455	\$3,385,160	\$2,747,330	\$2,906,862	\$4,018,722	\$4,003,956
9 - West	Gunnison Valley Health		Small	24	CAH	\$1,478,311	\$1,716,219	\$1,936,009	\$1,986,130	\$2,077,480	\$1,860,997
9 - West	Memorial Regional Health		Small	25	CAH*						
9 - West	Middle Park Medical Center - Kremmling		Small	23	CAH						\$816,926
9 - West	Pagosa Springs Medical Center		Small	11	CAH						\$910,395
9 - West	Pioneers Medical Center		Medium	40	CAH*	\$915,633	\$238,746	\$247,375	\$623,738	\$363,533	\$35,667
9 - West	Rangely District Hospital		Small	25	CAH*	\$34,571	\$107,769	\$100,140	\$15,685		
9 - West	Southwest Health System, Inc.		Small	25	CAH						
9 - West	St. Vincent General Hospital District		Small	25	CAH	\$386,320	\$21,184	\$45,102	\$111,941	\$201,519	\$206,962
9 - West	Delta County Memorial Hospital		Medium	49	Rural	\$5,252,491	\$6,292,197	\$5,527,600	\$7,009,089	\$6,183,377	\$5,875,866
9 - West	Mercy Regional Medical Center	Centura Health CHI	Medium	82	Rural	\$19,571,029	\$29,137,202	\$31,242,490	\$38,900,153	\$42,513,255	\$44,103,768
9 - West	Montrose Memorial Hospital		Medium	75	Rural						\$11,649,677
9 - West	St. Anthony Summit Medical Center	Centura Health CHI	Medium	35	Rural	\$6,036,534	\$7,824,312	\$8,414,091	\$7,735,260	\$8,551,505	\$9,861,260
9 - West	UCHealth Yampa Valley Medical Center	UC									

Hospital Expenditure Report Detailed Data by Hospital

Inpatient Charges Medicare											
DOI	Hospital	System	Size	Beds		2014	2015	2016	2017	2018	2019
1 - Boulder	Avista Adventist Hospital	Centura Health Adventist	Large	114	Urban	\$38,603,794	\$45,742,877	\$46,433,124	\$49,390,068	\$52,647,942	\$62,823,449
1 - Boulder	Boulder Community Health		Large	167	Urban	\$217,445,209	\$268,256,247	\$288,962,415	\$343,293,886	\$330,309,845	\$372,368,244
1 - Boulder	Good Samaritan Medical Center	SCL Health	Large	234	Urban	\$342,443,448	\$359,093,399	\$388,755,738	\$409,314,761	\$413,763,629	\$415,828,723
1 - Boulder	Longmont Medical Hospital	Centura Health CHI	Large	186	Urban			\$121,198,700	\$121,198,700	\$152,263,423	
<b>Total</b>				<b>701</b>		<b>\$598,492,451</b>	<b>\$673,092,523</b>	<b>\$724,151,277</b>	<b>\$923,197,414</b>	<b>\$957,875,658</b>	<b>\$1,003,283,839</b>
2 - Colorado Springs	Children's Hospital Colorado Springs	Children's Hospital CO	Large	99	Urban	Opened 5/28/2019				\$3,034,947	\$26,807,989
2 - Colorado Springs	UCHealth Grandview Hospital	UCHealth	Small	22	Urban	Opened 1/1/2017				\$1,079,828	\$4,688,954
2 - Colorado Springs	UCHealth Pikes Peak Regional Hospital	UCHealth	Small	15	CAH					\$1,079,828	\$4,688,954
2 - Colorado Springs	Penrose-St. Francis Health Services	Centura Health CHI	Large	522	Urban	\$557,443,792	\$587,496,457	\$608,072,994	\$688,555,806	\$857,000,305	\$967,303,990
2 - Colorado Springs	UCHealth Memorial Hospital Central	UCHealth	Large	553	Urban	\$401,767,599	\$437,240,656	\$488,358,492	\$574,409,907	\$689,462,074	\$778,494,887
<b>Total</b>				<b>1112</b>		<b>\$959,211,391</b>	<b>\$1,024,737,113</b>	<b>\$1,096,431,486</b>	<b>\$1,262,965,713</b>	<b>\$1,550,577,154</b>	<b>\$1,777,295,820</b>
3 - Denver	UCHealth Broomfield Hospital	UCHealth	Medium	40	Urban	Opened 9/1/2016				\$708,320	\$6,882,346
3 - Denver	Castle Rock Adventist Hospital	Centura Health Adventist	Medium	55	Urban	\$34,429,744	\$51,075,421	\$50,875,151	\$68,702,201	\$77,027,963	\$82,316,220
3 - Denver	National Jewish Health		Medium	46	Urban	\$43,830	\$103,289				\$194,384
3 - Denver	OrthoColorado Hospital	Centura Health CHI	Medium	48	Urban	\$87,211,609	\$95,442,622	\$134,424,274	\$149,852,034	\$157,555,051	\$162,094,027
3 - Denver	Children's Hospital Colorado	Children's Hospital CO	Large	465	Urban	\$4,819,377	\$9,984,117	\$12,483,355	\$2,996,759	\$6,193,287	\$4,643,533
3 - Denver	Denver Health Medical Center		Large	555	Urban	\$145,748,473	\$158,821,875	\$140,471,622	\$148,685,013	\$169,399,382	\$227,087,302
3 - Denver	Littleton Adventist Hospital	Centura Health Adventist	Large	231	Urban	\$262,221,484	\$299,640,994	\$312,454,442	\$344,234,271	\$399,301,613	\$409,975,148
3 - Denver	Lutheran Medical Center	SCL Health	Large	362	Urban	\$363,381,001	\$386,952,989	\$435,450,786	\$474,522,803	\$485,367,250	\$426,876,868
3 - Denver	North Suburban Medical Center	HealthONE	Large	157	Urban	Charges by system until 2019					\$339,391,000
3 - Denver	Parker Adventist Hospital	Centura Health Adventist	Large	170	Urban	\$153,748,667	\$185,661,213	\$213,241,281	\$237,160,695	\$272,289,423	\$271,916,568
3 - Denver	Platte Valley Medical Center	SCL Health	Large	98	Urban	\$43,611,184	\$38,908,603	\$50,354,097	\$56,547,513	\$61,021,214	\$54,729,684
3 - Denver	Porter Adventist Hospital	Centura Health Adventist	Large	368	Urban	\$347,374,789	\$383,651,362	\$416,459,542	\$424,005,118	\$436,382,456	\$417,711,026
3 - Denver	Presbyterian/St. Luke's Medical Center	HealthONE	Large	680	Urban	Charges by system until 2019					\$610,333,000
3 - Denver	Rose Medical Center	HealthONE	Large	402	Urban	Charges by system until 2019					\$506,603,000
3 - Denver	Sky Ridge Medical Center	HealthONE	Large	284	Urban	Charges by system until 2019					\$1,007,928,000
3 - Denver	St. Anthony Hospital	Centura Health CHI	Large	237	Urban	\$399,148,098	\$446,910,183	\$467,809,039	\$511,551,702	\$504,280,067	\$574,757,136
3 - Denver	St. Anthony North Health Campus	Centura Health CHI	Large	100	Urban	\$140,572,012	\$126,640,661	\$122,252,639	\$128,596,389	\$143,547,958	\$176,059,425
3 - Denver	St. Joseph Hospital	SCL Health	Large	400	Urban	\$150,683,794	\$565,472,450	\$633,457,019	\$688,049,059	\$710,563,335	\$739,764,717
3 - Denver	Swedish Medical Center	HealthONE	Large	408	Urban	Charges by system until 2019					\$1,516,323,000
3 - Denver	The Medical Center of Aurora	HealthONE	Large	346	Urban	Charges by system until 2019					\$895,287,000
3 - Denver	UCHealth University of Colorado Hospital	UCHealth	Large	699	Urban	\$873,529,800	\$992,159,448	\$1,109,720,418	\$1,264,082,553	\$1,480,237,195	\$1,625,598,874
3 - Denver	HealthONE System (Charges by system until 2019)	HealthONE		<b>2277</b>		<b>\$2,760,600,000</b>	<b>\$3,031,866,999</b>	<b>\$3,404,679,000</b>	<b>\$3,969,299,000</b>	<b>\$4,406,384,000</b>	<b>\$4,875,865,000</b>
<b>Total</b>				<b>6238</b>		<b>\$6,127,027,907</b>	<b>\$6,773,292,225</b>	<b>\$7,504,132,666</b>	<b>\$8,468,285,109</b>	<b>\$9,310,338,168</b>	<b>\$10,057,087,056</b>
4 - Ft. Collins	Banner Fort Collins Medical Center	Banner Health	Small	23	Urban	Opened 4/3/2015		\$8,386,752	\$11,744,352	\$14,887,905	\$20,322,654
4 - Ft. Collins	Estes Park Health		Small	25	CAH	\$6,461,857	\$5,730,205	\$6,371,254	\$7,211,359	\$7,456,554	\$7,474,199
4 - Ft. Collins	McKee Medical Center	Banner Health	Large	115	Urban	\$67,027,508	\$65,777,102	\$7,811,257	\$64,199,936	\$72,869,758	\$66,925,508
4 - Ft. Collins	UCHealth Medical Center of the Rockies	UCHealth	Large	174	Urban	\$283,744,824	\$306,764,781	\$347,838,277	\$405,075,691	\$430,347,557	\$492,285,410
4 - Ft. Collins	UCHealth Poudre Valley Hospital	UCHealth	Large	255	Urban	\$252,221,205	\$284,971,907	\$280,031,746	\$319,883,956	\$341,579,497	\$374,081,200
<b>Total</b>				<b>592</b>		<b>\$609,455,394</b>	<b>\$663,243,994</b>	<b>\$700,439,286</b>	<b>\$808,115,295</b>	<b>\$867,141,273</b>	<b>\$961,081,971</b>
5 - Grand Junction	Colorado Canyons Hospital and Medical Center		Small	25	CAH			\$5,287,474	\$5,885,167	\$4,356,707	\$3,045,264
5 - Grand Junction	Community Hospital		Medium	44	Urban						\$87,882,567
5 - Grand Junction	St. Mary's Hospital & Medical Center, Inc.	SCL Health	Large	346	Urban	\$277,745,904	\$300,294,939	\$319,845,505	\$337,128,009	\$357,538,278	\$360,241,097
<b>Total</b>				<b>415</b>		<b>\$277,745,904</b>	<b>\$300,294,939</b>	<b>\$325,132,979</b>	<b>\$343,013,176</b>	<b>\$361,894,985</b>	<b>\$451,168,928</b>
6 - Greeley	UCHealth Longs Peak Hospital	UCHealth	Medium	51	Urban	Opened 8/31/2017				\$38,665,722	\$72,024,803
6 - Greeley	North Colorado Medical Center	Banner Health	Large	378	Urban	\$247,117,843	\$235,973,316	\$240,734,943	\$272,273,094	\$275,296,536	\$290,032,084
<b>Total</b>				<b>479</b>		<b>\$247,117,843</b>	<b>\$235,973,316</b>	<b>\$240,734,943</b>	<b>\$272,273,094</b>	<b>\$313,962,258</b>	<b>\$362,056,887</b>
7 - Pueblo	Parkview Medical Center		Large	350	Urban	\$320,477,311	\$345,388,636	\$389,287,853	\$413,064,224	\$422,779,206	\$705,960,667
7 - Pueblo	St. Mary-Corwin Medical Center	Centura Health CHI	Large	408	Urban	\$145,700,994	\$154,352,090	\$172,157,412	\$193,254,452	\$185,131,196	\$85,784,942
<b>Total</b>				<b>758</b>		<b>\$466,178,305</b>	<b>\$499,740,726</b>	<b>\$561,445,265</b>	<b>\$606,318,676</b>	<b>\$607,910,402</b>	<b>\$791,745,559</b>
8 - East	Arkansas Valley Regional Medical Center		Medium	55	CAH	\$14,572,354	\$11,266,920	\$12,249,406	\$13,098,239	\$13,561,439	\$10,601,386
8 - East	East Morgan County Hospital	Banner Health	Small	25	CAH	\$6,781,485	\$7,177,275	\$4,733,088	\$4,718,096	\$4,004,461	\$2,282,851
8 - East	Haxton Hospital District		Small	25	CAH		\$2,048,714	\$1,067,975	\$1,413,614	\$1,619,566	
8 - East	Heart of the Rockies Regional Medical Center		Small	25	CAH	\$10,131,975	\$11,289,772	\$11,953,326	\$13,845,825	\$16,725,727	\$15,136,272
8 - East	Keefe Memorial Health Service District		Small	25	CAH*						\$357,179
8 - East	Kit Carson County Health Service District		Small	19	CAH*	\$552,760	\$246,872	\$981,444	\$225,988	\$238,355	
8 - East	Lincoln Community Hospital		Small	15	CAH*						\$2,116,966
8 - East	Melissa Memorial Hospital		Small	15	CAH	\$1,675,420	\$1,584,072	\$1,492,713		\$5,758,878	\$3,331,996
8 - East	Mt. San Rafael Hospital		Small	25	CAH*	\$8,504,385	\$8,147,868	\$7,198,611	\$7,289,915	\$7,192,697	\$5,409,547
8 - East	Prowers Medical Center		Small	25	CAH						\$3,965,212
8 - East	Rio Grande Hospital		Small	17	CAH	\$4,333,675	\$4,105,195	\$5,383,703	\$4,607,308	\$5,328,255	\$2,808,561
8 - East	San Luis Valley Health Conejos County Hospital	San Luis Valley	Small	17	CAH	\$1,340,130	\$1,320,251	\$1,996,119	\$1,896,225	\$1,898,002	\$1,207,305
8 - East	Sedgewick County Health Center		Small	15	CAH*	\$1,013,736	\$997,460	\$650,159	\$620,459	\$1,557,293	\$1,736,274
8 - East	Southeast Colorado Hospital District		Small	23	CAH*	\$3,096,779	\$3,985,951	\$4,784,273	\$3,732,859	\$5,017,208	\$1,292,515
8 - East	Spanish Peaks Regional Health Center		Small	20	CAH*				\$1,366,507	\$1,355,557	\$1,576,513
8 - East	St. Thomas More Hospital	Centura Health CHI	Small	25	CAH	\$24,619,301	\$25,988,999	\$30,254,509	\$29,496,923	\$31,866,830	\$30,532,480
8 - East	Sterling Regional MedCenter	Banner Health	Small	25	Rural	\$13,280,430	\$12,557,720	\$12,931,386	\$14,038,286	\$14,839,947	\$13,964,623
8 - East	Weisbrod Memorial County Hospital		Small	25	CAH*	\$850,713	\$761,717	\$607,769	\$1,121,300	\$533,934	\$147,960
8 - East	Wray Community District Hospital		Small	16	CAH*	\$2,406,363	\$1,691,347	\$1,160,422	\$2,823,032	\$3,887,520	\$4,269,463
8 - East	Yuma District Hospital		Small	15	CAH*						
8 - East	Colorado Plains Medical Center		Medium	50	Rural	\$23,910,542	\$26,506,448	\$26,748,514	\$27,069,915	\$24,067,583	\$13,530,470
8 - East	San Luis Valley Health Regional Medical Center	San Luis Valley	Medium	49	Rural	\$17,304,295	\$21,815,902	\$20,561,063	\$28,212,930	\$28,427,712	
<b>Total</b>				<b>551</b>		<b>\$134,374,343</b>	<b>\$141,492,483</b>	<b>\$144,754,480</b>	<b>\$150,381,431</b>	<b>\$167,666,182</b>	<b>\$143,695,285</b>
9 - West	Animas Surgical Hospital		Small	12	Rural						\$20,473,759
9 - West	Aspen Valley Hospital		Small	25	CAH						\$6,789,982
9 - West	Grand River Hospital District		Small	25	CAH	\$6,387,406	\$7,419,589	\$7,519,594	\$10,952,350	\$10,806,667	\$10,881,830
9 - West	Gunnison Valley Health		Small	24	CAH	\$4,197,318	\$4,751,821	\$6,562,738	\$6,924,537	\$12,273,949	\$7,149,560
9 - West	Memorial Regional Health		Small	25	CAH*						
9 - West	Middle Park Medical Center - Kremmling		Small	23	CAH						
9 - West	Pagosa Springs Medical Center		Small	11	CAH						\$2,992,108
9 - West	Pioneers Medical Center		Medium	40	CAH*	\$1,566,765	\$1,527,973	\$2,968,499	\$3,118,691	\$4,125,789	\$5,839,484
9 - West	Rangely District Hospital		Small	25	CAH*	\$460,170	\$439,117	\$351,420	\$556,814	\$1,251,560	
9 - West	Southwest Health System, Inc.		Small	25	CAH						
9 - West	St. Vincent General Hospital District		Small	25	CAH	\$360,591	\$13,775		\$313,133	\$313,680	\$414,675
9 - West	Delta County Memorial Hospital		Medium	49	Rural	\$21,856,237	\$21,506,630	\$22,598,708	\$24,548,226	\$26,827,634	\$26,794,632
9 - West	Mercy Regional Medical Center	Centura Health CHI	Medium	82	Rural	\$67,040,214	\$82,089,666	\$86,093,031	\$105,994,777	\$121,920,566	\$123,778,218
9 - West	Montrose Memorial Hospital		Medium	75	Rural						



Hospital Expenditure Report Detailed Data by Hospital

Inpatient Charges Self Pay											
DOI	Hospital	System	Size	Beds		2014	2015	2016	2017	2018	2019
1 - Boulder	Avista Adventist Hospital	Centura Health Adventist	Large	114	Urban	\$1,914,251	\$717,346	\$987,156	\$1,778,008	\$2,231,811	\$3,875,088
1 - Boulder	Boulder Community Health		Large	167	Urban	\$9,209,373	\$5,862,095	\$5,879,686	\$9,565,383	\$9,032,615	\$8,645,853
1 - Boulder	Good Samaritan Medical Center	SCL Health	Large	234	Urban	\$9,241,532	\$7,972,948	\$8,301,690	\$6,770,496	\$9,544,622	\$8,112,041
1 - Boulder	Longmont United Hospital	Centura Health CHI	Large	186	Urban				\$2,884,951	\$3,559,019	\$8,543,436
<b>Total</b>				<b>701</b>		<b>\$20,365,156</b>	<b>\$14,552,389</b>	<b>\$15,168,532</b>	<b>\$20,998,838</b>	<b>\$24,368,067</b>	<b>\$29,176,418</b>
2 - Colorado Springs	Children's Hospital Colorado Springs	Children's Hospital CO	Large	99	Urban	Opened 5/28/2019					\$1,549,470
2 - Colorado Springs	UCHealth Grandview Hospital	UCHealth	Small	22	Urban	Opened 1/1/2017				\$191,886	\$452,279
2 - Colorado Springs	UCHealth Pikes Peak Regional Hospital	UCHealth	Small	15	CAH						\$66,207
2 - Colorado Springs	Penrose-St. Francis Health Services	Centura Health CHI	Large	522	Urban	\$11,261,030	\$6,925,577	\$4,847,248	\$12,097,392	\$12,351,390	\$15,916,106
2 - Colorado Springs	UCHealth Memorial Hospital Central	UCHealth	Large	553	Urban	\$45,139,272	\$20,360,348	\$22,900,879	\$26,546,117	\$30,697,797	\$26,829,085
<b>Total</b>				<b>1112</b>		<b>\$56,400,302</b>	<b>\$27,285,925</b>	<b>\$27,748,127</b>	<b>\$38,643,509</b>	<b>\$43,241,074</b>	<b>\$43,263,677</b>
3 - Denver	UCHealth Broomfield Hospital	UCHealth	Medium	40	Urban	Opened 9/1/2016				\$237,833	\$840,602
3 - Denver	Castle Rock Adventist Hospital	Centura Health Adventist	Medium	55	Urban	\$1,533,132	\$1,142,077	\$838,255	\$2,143,488	\$2,818,214	\$4,994,429
3 - Denver	National Jewish Health		Medium	46	Urban	\$9,646					
3 - Denver	OrthoColorado Hospital	Centura Health CHI	Medium	48	Urban	\$485,849	\$34,381	\$713,381	\$578,607	\$1,141,737	\$1,606,260
3 - Denver	Children's Hospital Colorado	Children's Hospital CO	Large	465	Urban	\$3,074,420	\$5,345,375	\$4,903,438	\$7,500,284	\$5,967,107	\$7,502,012
3 - Denver	Denver Health Medical Center		Large	555	Urban	\$16,073,741	\$19,364,647	\$28,575,684	\$23,753,216	\$26,330,442	\$50,449,043
3 - Denver	Littleton Adventist Hospital	Centura Health Adventist	Large	231	Urban	\$6,772,483	\$5,156,822	\$4,576,630	\$6,956,779	\$4,144,582	\$13,273,968
3 - Denver	Lutheran Medical Center	SCL Health	Large	362	Urban	\$22,721,674	\$15,974,513	\$14,492,629	\$15,254,874	\$20,678,020	\$17,749,845
3 - Denver	North Suburban Medical Center	HealthONE	Large	157	Urban	Charges by system until 2019					\$30,389,000
3 - Denver	Parker Adventist Hospital	Centura Health Adventist	Large	170	Urban	\$7,431,466	\$4,952,346	\$4,221,720	\$7,761,704	\$10,429,819	\$14,027,703
3 - Denver	Platte Valley Medical Center	SCL Health	Large	98	Urban	\$6,925,008	\$5,281,542	\$6,333,343	\$5,543,125	\$4,610,193	
3 - Denver	Porter Adventist Hospital	Centura Health Adventist	Large	368	Urban	\$9,985,404	\$6,046,403	\$6,420,272	\$9,156,734	\$11,893,599	\$19,174,786
3 - Denver	Presbyterian/St. Luke's Medical Center	HealthONE	Large	680	Urban	Charges by system until 2019					\$28,775,000
3 - Denver	Rose Medical Center	HealthONE	Large	402	Urban	Charges by system until 2019					\$19,060,000
3 - Denver	Sky Ridge Medical Center	HealthONE	Large	284	Urban	Charges by system until 2019					\$19,525,000
3 - Denver	St. Anthony Hospital	Centura Health CHI	Large	237	Urban	\$2,441,894	\$11,441,954	\$13,235,124	\$18,210,771	\$20,393,632	\$24,800,053
3 - Denver	St. Anthony North Health Campus	Centura Health CHI	Large	100	Urban	\$10,193,879	\$3,535,371	\$4,160,098	\$3,313,450	\$5,446,624	\$8,225,994
3 - Denver	St. Joseph Hospital	SCL Health	Large	400	Urban	\$37,541,654	\$25,302,370	\$17,708,583	\$19,899,544	\$23,922,758	\$26,149,819
3 - Denver	Swedish Medical Center	HealthONE	Large	408	Urban	Charges by system until 2019					\$61,501,000
3 - Denver	The Medical Center of Aurora	HealthONE	Large	346	Urban	Charges by system until 2019					\$60,435,000
3 - Denver	UCHealth University of Colorado Hospital	UCHealth	Large	699	Urban	\$153,118,856	\$82,478,113	\$84,595,109	\$89,071,478	\$90,188,964	\$54,313,274
3 - Denver	HealthONE System (Charges by system until 2019)	HealthONE		2277		\$111,204,000	\$154,050,001	\$132,633,000	\$143,099,000	\$176,527,000	\$219,685,000
<b>Total</b>				<b>6238</b>		<b>\$411,513,106</b>	<b>\$340,105,915</b>	<b>\$323,407,265</b>	<b>\$352,243,446</b>	<b>\$404,554,454</b>	<b>\$467,757,312</b>
4 - Ft. Collins	Banner Fort Collins Medical Center	Banner Health	Small	23	Urban	Opened 4/3/2015		\$498,168	\$352,814	\$729,300	\$150,062
4 - Ft. Collins	Estes Park Health		Small	25	CAH	\$166,632	\$100,322	\$137,877	\$69,621	\$206,117	\$91,963
4 - Ft. Collins	McKee Medical Center	Banner Health	Large	115	Urban	\$3,042,900	\$1,526,580	\$1,387,866	\$1,823,800	\$1,570,205	\$2,367,789
4 - Ft. Collins	UCHealth Medical Center of the Rockies	UCHealth	Large	174	Urban	\$27,472,407	\$13,701,827	\$15,352,249	\$13,752,003	\$17,293,641	\$14,429,045
4 - Ft. Collins	UCHealth Poudre Valley Hospital	UCHealth	Large	255	Urban	\$20,910,312	\$10,213,467	\$8,509,882	\$8,300,303	\$10,148,702	\$9,192,156
<b>Total</b>				<b>592</b>		<b>\$51,592,251</b>	<b>\$25,542,196</b>	<b>\$25,886,043</b>	<b>\$24,298,541</b>	<b>\$29,947,966</b>	<b>\$26,591,015</b>
5 - Grand Junction	Colorado Canyons Hospital and Medical Center		Small	25	CAH			\$145,527	\$74,840	\$84,956	\$105,751
5 - Grand Junction	Community Hospital		Medium	44	Urban						\$2,227,302
5 - Grand Junction	St. Mary's Hospital & Medical Center, Inc.	SCL Health	Large	346	Urban	\$12,256,100	\$12,762,459	\$19,181,134	\$17,884,677	\$24,133,536	\$18,018,780
<b>Total</b>				<b>415</b>		<b>\$12,256,100</b>	<b>\$12,762,459</b>	<b>\$19,326,661</b>	<b>\$17,959,517</b>	<b>\$24,218,131</b>	<b>\$20,351,833</b>
6 - Greeley	UCHealth Longs Peak Hospital	UCHealth	Medium	51	Urban	Opened 8/31/2017				\$2,373,164	\$2,447,083
6 - Greeley	North Colorado Medical Center	Banner Health	Large	378	Urban	\$44,143,757	\$31,738,160	\$10,304,450	\$12,860,816	\$16,423,304	\$17,172,328
<b>Total</b>				<b>429</b>		<b>\$44,143,757</b>	<b>\$31,738,160</b>	<b>\$10,304,450</b>	<b>\$12,860,816</b>	<b>\$18,796,468</b>	<b>\$19,619,411</b>
7 - Pueblo	Parkview Medical Center		Large	350	Urban	\$8,603,689	\$3,774,938	\$4,577,420	\$5,426,126	\$6,652,896	\$9,026,285
7 - Pueblo	St. Mary-Corwin Medical Center	Centura Health CHI	Large	408	Urban	\$1,407,572	\$895,797	\$805,204	\$1,285,139	\$1,600,759	\$928,836
<b>Total</b>				<b>758</b>		<b>\$10,011,261</b>	<b>\$4,670,735</b>	<b>\$5,382,624</b>	<b>\$6,711,265</b>	<b>\$8,253,655</b>	<b>\$9,955,121</b>
8 - East	Arkansas Valley Regional Medical Center		Medium	55	CAH	\$1,154,266	\$426,124	\$314,882	\$232,387	\$232,387	\$590,363
8 - East	East Morgan County Hospital	Banner Health	Small	25	CAH	\$128,250	\$105,292	\$157,235	\$155,199	\$137,900	\$152,572
8 - East	Haxtun Hospital District		Small	25	CAH		\$624,284	\$835,421	\$710,992	\$849,278	
8 - East	Heart of the Rockies Regional Medical Center		Small	25	CAH	\$504,202	\$647,208	\$552,517	\$489,574	\$640,787	\$666,484
8 - East	Keefe Memorial Health Service District		Small	25	CAH*						\$17,333
8 - East	Kit Carson County Health Service District		Small	19	CAH*	\$211,805	\$13,242	\$23,044	\$15,671	\$11,534	
8 - East	Lincoln Community Hospital		Small	15	CAH*						\$11,703
8 - East	Melissa Memorial Hospital		Small	15	CAH	\$51,261	\$35,892	\$20,507		\$51,287	\$68,161
8 - East	Mt. San Rafael Hospital		Small	25	CAH*	\$387,728	\$261,220	\$337,207	\$286,154	\$386,869	\$321,133
8 - East	Prowers Medical Center		Small	25	CAH						\$317,452
8 - East	Rio Grande Hospital		Small	17	CAH	\$49,432	\$98,472	\$58,353	\$157,866	\$97,207	\$89,033
8 - East	San Luis Valley Health Conejos County Hospital	San Luis Valley	Small	17	CAH	\$37,674	\$7,323	\$33,339			\$48,286
8 - East	Sedgewick County Health Center		Small	15	CAH*	\$1,183,162	\$1,262,684	\$1,102,013	\$1,133,621	\$1,288,912	\$149,717
8 - East	Southeast Colorado Hospital District		Small	23	CAH*						\$23,186
8 - East	Spanish Peaks Regional Health Center		Small	20	CAH*				\$13,389		\$104,708
8 - East	St. Thomas More Hospital	Centura Health CHI	Small	25	CAH	\$1,706,544	\$1,199,365	\$1,160,601	\$1,278,722	\$1,333,788	\$1,691,576
8 - East	Sterling Regional MedCenter	Banner Health	Small	25	Rural	\$566,252	\$535,743	\$274,805	\$272,764	\$385,805	\$283,135
8 - East	Weisbrod Memorial County Hospital		Small	25	CAH*	\$323,262	\$324,620	\$350,593	\$343,044	\$344,300	\$1,100
8 - East	Wray Community District Hospital		Small	16	CAH*	\$251,846	\$71,916	\$106,685	\$131,003	\$133,306	\$135,603
8 - East	Yuma District Hospital		Small	15	CAH*						
8 - East	Colorado Plains Medical Center		Medium	50	Rural	\$2,208,272	\$1,809,539	\$1,963,919	\$1,693,289	\$1,494,369	\$637,716
8 - East	San Luis Valley Health Regional Medical Center	San Luis Valley	Medium	49	Rural	\$2,214,349	\$1,464,065	\$2,084,626	\$1,768,556	\$3,315,116	\$2,324,164
<b>Total</b>				<b>551</b>		<b>\$10,978,305</b>	<b>\$8,886,989</b>	<b>\$9,375,747</b>	<b>\$8,682,231</b>	<b>\$10,702,845</b>	<b>\$7,634,126</b>
9 - West	Animas Surgical Hospital		Small	12	Rural						\$2,218,193
9 - West	Aspen Valley Hospital		Small	25	CAH						\$1,040,199
9 - West	Grand River Hospital District		Small	25	CAH	\$1,266,229	\$573,738	\$616,327	\$1,055,791	\$955,684	\$1,120,477
9 - West	Gunnison Valley Health		Small	24	CAH			\$261,360	\$261,911	\$331,799	\$763,307
9 - West	Memorial Regional Health		Small	25	CAH*						
9 - West	Middle Park Medical Center - Kremmling		Small	23	CAH						
9 - West	Pagosa Springs Medical Center		Small	11	CAH						\$273,029
9 - West	Pioneers Medical Center		Medium	40	CAH*	\$179,871	\$1,957,716	\$3,298,332	\$2,650,887	\$120,092	\$129,176
9 - West	Rangely District Hospital		Small	25	CAH*	\$25,319		\$13,378		\$13,739	
9 - West	Southwest Health System, Inc.		Small	25	CAH						
9 - West	St. Vincent General Hospital District		Small	25	CAH	\$105,593	\$1,357		\$70,677	\$55,522	\$21,727
9 - West	Delta County Memorial Hospital		Medium	49	Rural	\$884,814	\$711,877	\$318,762	\$597,492	\$724,185	\$591,174
9 - West	Mercy Regional Medical Center	Centura Health CHI	Medium	82	Rural	\$1,980,800	\$952,734	\$1,196,385	\$3,563,590	\$2,000,480	\$4,484,080
9 - West	Montrose Memorial Hospital		Medium	75	Rural						\$1,702,663
9 - West	St. Anthony Summit Medical Center	Centura Health CHI	Medium	35	Rural	\$2,122,156	\$1,426,987	\$762,877	\$1,088,110	\$2,139,959	\$2,972,504
9 - West	UCHealth Yampa Valley Medical Center	UCHealth	Medium	39	Rural				\$734,297	\$632,788	
9 - West	Vail Health Hospital		Medium	58	Rural	\$4,035,576	\$3,328,054	\$2,978,169	\$3,750,494	\$3,327,625	\$3,835,760
9 - West	Valley View Hospital		Medium	78	Rural	\$2,599,631	\$1,727,832	\$2,502,565	\$2,411,658	\$2,028,164	\$3,157,743
<b>Total</b>				<b>676</b>		<b>\$13,199,988</b>	<b>\$10,680,295</b>	<b>\$11,948,155</b>	<b>\$15,449,811</b>	<b>\$12,431,545</b>	<b>\$22,942,820</b>

\* These Critical Access Hospitals have a Frontier Designation (are based in any county with less

Hospital Expenditure Report Detailed Data by Hospital

Inpatient Charges Total											
DOI	Hospital	System	Size	Beds		2014	2015	2016	2017	2018	2019
1 - Boulder	Avista Adventist Hospital	Centura Health Adventist	Large	114	Urban	\$126,689,673	\$146,960,989	\$155,953,547	\$149,449,519	\$171,041,786	\$196,620,923
1 - Boulder	Boulder Community Health		Large	167	Urban	\$434,718,777	\$491,664,588	\$539,985,301	\$592,311,253	\$588,027,857	\$633,029,545
1 - Boulder	Good Samaritan Medical Center	SCL Health	Large	234	Urban	\$659,330,632	\$690,184,106	\$739,811,407	\$786,703,626	\$774,276,327	\$754,538,146
1 - Boulder	Longmont Medical Hospital	Centura Health CHI	Large	186	Urban			\$294,401,719	\$302,920,172	\$289,388,588	\$283,212,267
<b>Total</b>				<b>701</b>		<b>\$1,220,739,082</b>	<b>\$1,328,809,683</b>	<b>\$1,730,151,973</b>	<b>\$1,831,384,570</b>	<b>\$1,822,734,559</b>	<b>\$1,867,400,881</b>
2 - Colorado Springs	Children's Hospital Colorado Springs	Children's Hospital CO	Large	99	Urban	Opened 5/28/2019					\$170,036,310
2 - Colorado Springs	UCHealth Grandview Hospital	UCHealth	Small	22	Urban	Opened 1/1/2017				\$6,948,802	\$51,605,920
2 - Colorado Springs	UCHealth Pikes Peak Regional Hospital	UCHealth	Small	15	CAH					\$1,692,245	\$7,107,754
2 - Colorado Springs	Penrose-St. Francis Health Services	Centura Health CHI	Large	52	Urban	\$1,026,846,102	\$1,176,416,623	\$1,217,045,622	\$1,328,495,010	\$1,510,192,733	\$1,681,791,964
2 - Colorado Springs	UCHealth Memorial Hospital Central	UCHealth	Large	553	Urban	\$889,801,963	\$994,967,046	\$1,214,262,101	\$1,433,776,149	\$1,672,639,383	\$1,841,018,666
<b>Total</b>				<b>1112</b>		<b>\$1,916,648,065</b>	<b>\$2,171,383,668</b>	<b>\$2,431,307,723</b>	<b>\$2,762,271,159</b>	<b>\$3,191,473,163</b>	<b>\$3,581,524,304</b>
3 - Denver	UCHealth Broomfield Hospital	UCHealth	Medium	40	Urban	Opened 9/1/2016				\$2,693,502	\$17,850,728
3 - Denver	Castle Rock Adventist Hospital	Centura Health Adventist	Medium	55	Urban	\$75,121,938	\$116,018,564	\$122,420,186	\$144,598,339	\$168,447,579	\$175,984,554
3 - Denver	National Jewish Health		Medium	46	Urban	\$544,423	\$482,648	\$217,286	\$301,577	\$706,185	\$752,595
3 - Denver	OrthoColorado Hospital	Centura Health CHI	Medium	48	Urban	\$173,091,204	\$192,712,896	\$253,519,945	\$265,773,623	\$281,150,365	\$277,789,106
3 - Denver	Children's Hospital Colorado	Children's Hospital CO	Large	465	Urban	\$1,225,254,398	\$1,242,843,701	\$1,246,257,505	\$1,296,849,095	\$1,494,354,502	\$1,534,249,597
3 - Denver	Denver Health Medical Center		Large	555	Urban	\$897,363,609	\$958,921,243	\$920,072,209	\$895,170,546	\$961,950,054	\$998,215,894
3 - Denver	Littleton Adventist Hospital	Centura Health Adventist	Large	231	Urban	\$521,172,288	\$609,976,500	\$621,249,863	\$635,141,776	\$690,999,729	\$726,094,698
3 - Denver	Lutheran Medical Center	SCL Health	Large	362	Urban	\$690,736,940	\$719,115,229	\$803,992,138	\$875,150,656	\$887,049,179	\$742,336,987
3 - Denver	North Suburban Medical Center	HealthONE	Large	157	Urban	Charges by system until 2019					\$771,605,000
3 - Denver	Parker Adventist Hospital	Centura Health Adventist	Large	170	Urban	\$388,307,128	\$476,892,956	\$528,711,913	\$517,714,328	\$554,688,535	\$573,683,836
3 - Denver	Platte Valley Medical Center	SCL Health	Large	98	Urban	\$101,263,101	\$91,458,020	\$115,313,683	\$129,825,875	\$128,046,269	\$121,180,338
3 - Denver	Porter Adventist Hospital	Centura Health Adventist	Large	368	Urban	\$670,012,583	\$773,484,896	\$774,721,769	\$774,949,158	\$804,909,404	\$752,391,420
3 - Denver	Presbyterian/St. Luke's Medical Center	HealthONE	Large	680	Urban	Charges by system until 2019					\$2,416,931,000
3 - Denver	Rose Medical Center	HealthONE	Large	402	Urban	Charges by system until 2019					\$1,149,137,000
3 - Denver	Sky Ridge Medical Center	HealthONE	Large	284	Urban	Charges by system until 2019					\$2,021,736,000
3 - Denver	St. Anthony Hospital	Centura Health CHI	Large	237	Urban	\$845,759,896	\$996,079,295	\$1,045,232,286	\$1,037,326,132	\$1,038,013,709	\$1,097,162,949
3 - Denver	St. Anthony North Health Campus	Centura Health CHI	Large	100	Urban	\$260,141,068	\$270,492,024	\$269,526,123	\$246,513,049	\$273,545,591	\$341,263,909
3 - Denver	St. Joseph Hospital	SCL Health	Large	400	Urban	\$1,133,520,217	\$1,266,333,855	\$1,377,058,068	\$1,533,879,845	\$1,544,402,314	\$1,608,065,391
3 - Denver	Swedish Medical Center	HealthONE	Large	408	Urban	Charges by system until 2019					\$2,989,701,000
3 - Denver	The Medical Center of Aurora	HealthONE	Large	346	Urban	Charges by system until 2019					\$1,726,432,000
3 - Denver	UCHealth University of Colorado Hospital	UCHealth	Large	699	Urban	\$2,409,901,209	\$2,680,938,996	\$3,004,766,796	\$3,360,640,264	\$3,815,994,788	\$4,110,816,903
3 - Denver	HealthONE System (Charges by system until 2019)	HealthONE		2277		\$6,558,785,000	\$7,249,556,999	\$8,186,624,000	\$9,294,034,000	\$10,226,181,000	\$11,075,542,000
<b>Total</b>				<b>6238</b>		<b>\$15,961,475,001</b>	<b>\$17,647,307,823</b>	<b>\$19,269,683,770</b>	<b>\$21,007,868,263</b>	<b>\$22,873,132,523</b>	<b>\$24,152,446,803</b>
4 - Ft. Collins	Banner Fort Collins Medical Center	Banner Health	Small	23	Urban	Opened 4/3/2015		\$25,781,857	\$31,593,280	\$36,933,973	\$43,393,798
4 - Ft. Collins	Estes Park Health		Small	25	CAH	\$10,885,539	\$11,530,059	\$11,014,771	\$11,627,258	\$12,079,371	\$12,088,534
4 - Ft. Collins	McKee Medical Center	Banner Health	Large	115	Urban	\$127,037,719	\$122,884,476	\$116,105,224	\$118,821,496	\$128,327,471	\$116,127,501
4 - Ft. Collins	UCHealth Medical Center of the Rockies	UCHealth	Large	174	Urban	\$509,137,597	\$569,804,677	\$620,324,983	\$685,686,165	\$753,974,594	\$826,800,174
4 - Ft. Collins	UCHealth Poudre Valley Hospital	UCHealth	Large	255	Urban	\$500,964,743	\$549,305,453	\$537,846,032	\$597,354,380	\$631,454,201	\$671,001,074
<b>Total</b>				<b>592</b>		<b>\$1,148,025,598</b>	<b>\$1,253,524,665</b>	<b>\$1,311,072,867</b>	<b>\$1,445,082,579</b>	<b>\$1,569,769,610</b>	<b>\$1,669,499,023</b>
5 - Grand Junction	Colorado Canyons Hospital and Medical Center		Small	25	CAH		\$10,453,603	\$10,555,479	\$9,896,630	\$8,223,228	\$6,205,142
5 - Grand Junction	Community Hospital		Medium	44	Urban						\$151,309,203
5 - Grand Junction	St. Mary's Hospital & Medical Center, Inc.	SCL Health	Large	346	Urban	\$608,363,253	\$634,343,123	\$672,561,738	\$680,216,321	\$712,391,209	\$727,451,557
<b>Total</b>				<b>415</b>		<b>\$608,363,253</b>	<b>\$644,796,726</b>	<b>\$672,561,738</b>	<b>\$680,216,321</b>	<b>\$712,391,209</b>	<b>\$727,451,557</b>
6 - Greeley	UCHealth Longs Peak Hospital	UCHealth	Medium	51	Urban	Opened 8/31/2017				\$84,572,334	\$145,903,391
6 - Greeley	North Colorado Medical Center	Banner Health	Large	378	Urban	\$500,632,857	\$496,765,418	\$492,664,622	\$545,606,752	\$542,281,640	\$567,707,567
<b>Total</b>				<b>479</b>		<b>\$500,632,857</b>	<b>\$496,765,418</b>	<b>\$492,664,622</b>	<b>\$545,606,752</b>	<b>\$542,281,640</b>	<b>\$567,707,567</b>
7 - Pueblo	Parkview Medical Center		Large	350	Urban	\$710,152,924	\$770,245,234	\$872,778,593	\$944,439,323	\$1,021,019,083	\$1,146,105,885
7 - Pueblo	St. Mary-Corwin Medical Center	Centura Health CHI	Large	408	Urban	\$252,568,180	\$281,426,147	\$306,944,924	\$345,048,785	\$307,357,422	\$1,318,478,362
<b>Total</b>				<b>758</b>		<b>\$962,721,104</b>	<b>\$1,051,671,381</b>	<b>\$1,179,723,517</b>	<b>\$1,289,488,108</b>	<b>\$1,328,376,505</b>	<b>\$1,284,584,246</b>
8 - East	Arkansas Valley Regional Medical Center		Medium	55	CAH	\$24,557,649	\$17,649,553	\$20,981,666	\$22,084,274	\$20,729,642	\$19,358,197
8 - East	East Morgan County Hospital	Banner Health	Small	25	CAH	\$10,354,526	\$9,389,130	\$8,480,144	\$8,151,857	\$8,151,792	\$5,804,936
8 - East	Haxton Hospital District		Small	25	CAH	\$3,591,748	\$3,591,748	\$2,574,029	\$3,209,271	\$3,200,926	\$2,826,800
8 - East	Heart of the Rockies Regional Medical Center		Small	25	CAH	\$20,473,016	\$22,314,765	\$23,143,680	\$22,782,800	\$25,652,262	\$26,491,693
8 - East	Keefe Memorial Health Service District		Small	25	CAH*						\$521,687
8 - East	Kit Carson County Health Service District		Small	19	CAH*	\$1,324,212	\$422,240	\$1,705,690	\$373,316	\$388,161	
8 - East	Lincoln Community Hospital		Small	15	CAH*						\$2,600,759
8 - East	Melissa Memorial Hospital		Small	15	CAH	\$2,311,700	\$2,164,428	\$2,003,403		\$7,329,807	\$4,166,461
8 - East	Mt. San Rafael Hospital		Small	25	CAH*	\$12,362,280	\$12,274,209	\$12,091,394	\$11,494,260	\$11,969,055	\$10,424,362
8 - East	Prowers Medical Center		Small	25	CAH						\$8,536,106
8 - East	Rio Grande Hospital		Small	17	CAH	\$5,319,177	\$5,548,607	\$6,645,010	\$6,034,846	\$6,728,265	\$4,241,343
8 - East	San Luis Valley Health Conejos County Hospital	San Luis Valley	Small	17	CAH	\$1,517,624	\$1,554,973	\$2,451,746	\$2,181,249	\$2,098,937	
8 - East	Sedgewick County Health Center		Small	15	CAH*	\$3,964,423	\$4,192,321	\$3,495,068	\$3,616,111	\$5,053,534	\$2,504,649
8 - East	Southeast Colorado Hospital District		Small	23	CAH*	\$6,373,875	\$8,022,475	\$8,426,080	\$7,456,989	\$8,469,378	\$1,894,751
8 - East	Spanish Peaks Regional Health Center		Small	20	CAH*			\$1,976,710	\$1,964,707	\$2,846,554	
8 - East	St. Thomas More Hospital	Centura Health CHI	Small	25	CAH	\$49,660,040	\$55,509,721	\$56,049,317	\$60,122,895	\$61,930,327	\$61,584,998
8 - East	Sterling Regional MedCenter	Banner Health	Small	25	Rural	\$22,727,358	\$24,596,679	\$23,576,933	\$24,775,532	\$26,871,500	\$25,754,757
8 - East	Weisbrod Memorial County Hospital		Small	25	CAH*	\$2,183,361	\$2,240,636	\$2,095,253	\$2,477,225	\$1,796,553	\$185,040
8 - East	Wray Community District Hospital		Small	16	CAH*	\$4,806,997	\$4,546,654	\$4,157,024	\$6,380,880	\$8,113,644	\$9,416,485
8 - East	Yuma District Hospital		Small	15	CAH*						
8 - East	Colorado Plains Medical Center		Medium	50	Rural	\$47,608,148	\$48,691,873	\$47,829,253	\$48,996,823	\$44,600,143	\$35,101,041
8 - East	San Luis Valley Health Regional Medical Center	San Luis Valley	Medium	49	Rural	\$37,543,443	\$45,022,554	\$44,640,209	\$47,863,799	\$57,920,511	
<b>Total</b>				<b>551</b>		<b>\$253,087,829</b>	<b>\$267,732,566</b>	<b>\$270,345,899</b>	<b>\$280,244,337</b>	<b>\$302,969,144</b>	<b>\$221,433,819</b>
9 - West	Animas Surgical Hospital		Small	12	Rural						\$34,969,639
9 - West	Aspen Valley Hospital		Small	25	CAH						\$24,584,969
9 - West	Grand River Hospital District		Small	25	CAH	\$13,242,381	\$14,182,366	\$13,788,891	\$18,601,900	\$20,772,010	\$21,326,111
9 - West	Gunnison Valley Health		Small	24	CAH	\$10,369,807	\$10,150,238	\$12,723,924	\$13,427,563	\$18,985,009	\$14,204,533
9 - West	Memorial Regional Health		Small	25	CAH*						
9 - West	Middle Park Medical Center - Kremmling		Small	23	CAH						
9 - West	Pagosa Springs Medical Center		Small	11	CAH						
9 - West	Pioneers Medical Center		Medium	40	CAH*	\$4,301,834	\$4,774,917	\$8,245,830	\$7,796,727	\$7,907,490	\$11,612,514
9 - West	Rangely District Hospital		Small	25	CAH*	\$625,402	\$658,423	\$619,772	\$615,885	\$411,828	
9 - West	Southwest Health System, Inc.		Small	25	CAH						
9 - West	St. Vincent General Hospital District		Small	25	CAH	\$1,086,384	\$44,383	\$45,102	\$757,810	\$740,695	\$962,910
9 - West	Delta County Memorial Hospital		Medium	49	Rural	\$34,417,378	\$34,332,110	\$34,269,472	\$37,578,802	\$39,961,877	\$39,478,277
9 - West											

Hospital Expenditure Report Detailed Data by Hospital

Interest Expense											
DOI	Hospital	System	Size	Beds		2014	2015	2016	2017	2018	2019
1 - Boulder	Avista Adventist Hospital	Centura Health Adventist	Large	114	Urban	\$1,789,676	\$1,709,904	\$1,493,132	\$1,347,799	\$1,200,279	\$1,241,918
1 - Boulder	Boulder Community Health		Large	167	Urban	\$2,182,552	\$4,188,663	\$4,298,799	\$4,479,747	\$3,963,633	\$4,270,799
1 - Boulder	Good Samaritan Medical Center	SCL Health	Large	234	Urban	\$7,420,990	\$7,141,183	\$6,870,922	\$6,589,475	\$6,291,058	\$5,939,525
1 - Boulder	Longmont United Hospital	Centura Health CHI	Large	186	Urban			\$3,966,068	\$3,551,115	\$3,518,830	\$3,517,979
<b>Total</b>				<b>701</b>		<b>\$11,393,218</b>	<b>\$13,039,750</b>	<b>\$16,628,921</b>	<b>\$15,968,136</b>	<b>\$14,973,800</b>	<b>\$14,970,221</b>
2 - Colorado Springs	Children's Hospital Colorado Springs	Children's Hospital CO	Large	99	Urban	Opened 5/28/2019					\$2,531,988
2 - Colorado Springs	UCHealth Grandview Hospital	UCHealth	Small	22	Urban	Opened 1/1/2017					\$272,993
2 - Colorado Springs	UCHealth Pikes Peak Regional Hospital	UCHealth	Small	15	CAH						\$247,402
2 - Colorado Springs	Penrose-St. Francis Health Services	Centura Health CHI	Large	522	Urban	\$5,388,161	\$4,519,419	\$4,962,534	\$4,949,465	\$4,684,726	\$4,574,936
2 - Colorado Springs	UCHealth Memorial Hospital Central	UCHealth	Large	553	Urban	\$15,323,071	\$15,212,229	\$14,483,555	\$15,430,079	\$14,664,984	\$11,136,858
<b>Total</b>				<b>1112</b>		<b>\$20,711,232</b>	<b>\$19,731,647</b>	<b>\$19,446,089</b>	<b>\$20,379,544</b>	<b>\$19,349,710</b>	<b>\$16,232,189</b>
3 - Denver	UCHealth Broomfield Hospital	UCHealth	Medium	40	Urban	Opened 9/1/2016				\$8,660	\$237,921
3 - Denver	Castle Rock Adventist Hospital	Centura Health Adventist	Medium	55	Urban	-\$191,046			\$254,234	\$294,437	\$315,496
3 - Denver	National Jewish Health		Medium	46	Urban	\$1,966,722	\$1,833,172	\$1,713,532	\$1,715,340	\$1,782,227	\$1,649,115
3 - Denver	OrthoColorado Hospital	Centura Health CHI	Medium	48	Urban	\$5,655,628	\$5,682,755	\$5,781,580	\$5,912,872	\$5,958,508	\$5,996,201
3 - Denver	Children's Hospital Colorado	Children's Hospital CO	Large	465	Urban	\$21,979,670	\$21,207,033	\$21,499,206	\$18,324,967	\$18,607,589	\$16,172,511
3 - Denver	Denver Health Medical Center		Large	555	Urban	\$15,018,529	\$16,106,578	\$15,408,986	\$14,389,229	\$15,205,201	\$15,829,393
3 - Denver	Littleton Adventist Hospital	Centura Health Adventist	Large	231	Urban	\$5,072,898	\$4,772,310	\$3,727,898	\$3,763,958	\$3,029,285	\$3,493,612
3 - Denver	Lutheran Medical Center	SCL Health	Large	362	Urban	\$2,662,522	\$2,689,577	\$2,714,455	\$2,845,756	\$3,093,253	\$3,083,150
3 - Denver	North Suburban Medical Center	HealthONE	Large	157	Urban	Charges by system until 2019					\$55,000
3 - Denver	Parker Adventist Hospital	Centura Health Adventist	Large	170	Urban	\$2,433,230	\$2,193,748	\$1,428,072	\$2,203,686	\$2,157,936	\$2,184,659
3 - Denver	Platte Valley Medical Center	SCL Health	Large	98	Urban	\$3,936,258	\$3,772,401	\$2,544,617	\$2,688,250	\$2,440,888	\$2,391,840
3 - Denver	Porter Adventist Hospital	Centura Health Adventist	Large	368	Urban	\$6,072,610	\$5,585,420	\$4,877,195	\$4,403,723	\$3,582,270	\$3,972,135
3 - Denver	Presbyterian/St. Luke's Medical Center	HealthONE	Large	680	Urban	Charges by system until 2019					\$98,000
3 - Denver	Rose Medical Center	HealthONE	Large	402	Urban	Charges by system until 2019					\$35,000
3 - Denver	Sky Ridge Medical Center	HealthONE	Large	284	Urban	Charges by system until 2019					\$168,000
3 - Denver	St. Anthony Hospital	Centura Health CHI	Large	237	Urban	-\$1,251,797	-\$1,462,185	-\$2,722,319	-\$2,800,183	-\$3,056,717	-\$3,199,687
3 - Denver	St. Anthony North Health Campus	Centura Health CHI	Large	100	Urban	\$451,263	-\$1,235,958	\$3,302,012	\$2,997,634	\$2,929,348	\$2,871,190
3 - Denver	St. Joseph Hospital	SCL Health	Large	400	Urban	\$2,276,842	\$12,347,298	\$12,056,361	\$11,746,400	\$11,418,783	\$11,081,789
3 - Denver	Swedish Medical Center	HealthONE	Large	408	Urban	Charges by system until 2019					\$482,000
3 - Denver	The Medical Center of Aurora	HealthONE	Large	346	Urban	Charges by system until 2019					\$96,000
3 - Denver	UCHealth University of Colorado Hospital	UCHealth	Large	699	Urban	\$32,448,111	\$32,752,805	\$28,990,250	\$35,419,742	\$42,709,067	\$49,373,931
3 - Denver	HealthONE System (Charges by system until 2019)	HealthONE		2277		\$18,582,000	\$2,034,000	\$1,581,000	\$2,381,000	\$2,191,000	\$934,000
<b>Total</b>				<b>6238</b>		<b>\$117,113,538</b>	<b>\$108,278,955</b>	<b>\$102,902,845</b>	<b>\$106,822,149</b>	<b>\$113,911,361</b>	<b>\$119,378,327</b>
4 - Ft. Collins	Banner Fort Collins Medical Center	Banner Health	Small	23	Urban	Opened 4/3/2015			\$3,669,996	\$3,082,056	\$2,708,901
4 - Ft. Collins	Estes Park Health		Small	25	CAH	\$42,001	\$32,346	\$504,914	\$432,886	\$409,377	\$395,453
4 - Ft. Collins	McKee Medical Center	Banner Health	Large	115	Urban	\$3,395,412	\$3,272,244	\$3,505,265	\$2,786,291	\$2,561,179	\$2,826,812
4 - Ft. Collins	UCHealth Medical Center of the Rockies	UCHealth	Large	174	Urban	\$8,712,412	\$8,600,769	\$8,300,400	\$8,418,243	\$9,092,628	\$6,234,794
4 - Ft. Collins	UCHealth Poudre Valley Hospital	UCHealth	Large	255	Urban	\$10,360,874	\$7,289,907	\$4,538,424	\$5,320,511	\$5,687,626	\$4,156,351
<b>Total</b>				<b>592</b>		<b>\$22,510,698</b>	<b>\$19,195,265</b>	<b>\$20,518,998</b>	<b>\$20,039,987</b>	<b>\$20,465,774</b>	<b>\$16,322,311</b>
5 - Grand Junction	Colorado Canyons Hospital and Medical Center		Small	25	CAH		\$2,108,120	\$2,000,565	\$2,084,397	\$4,054,270	\$2,077,314
5 - Grand Junction	Community Hospital		Medium	44	Urban						\$5,745,420
5 - Grand Junction	St. Mary's Hospital & Medical Center, Inc.	SCL Health	Large	346	Urban	\$1,233,762	\$1,016,293	\$789,550	\$554,578	\$300,173	\$56,509
<b>Total</b>				<b>415</b>		<b>\$1,233,762</b>	<b>\$3,124,413</b>	<b>\$2,790,115</b>	<b>\$2,638,975</b>	<b>\$4,354,443</b>	<b>\$7,879,243</b>
6 - Greeley	UCHealth Longs Peak Hospital	UCHealth	Medium	51	Urban	Opened 8/31/2017			\$111,434	\$1,765,484	\$5,036,430
6 - Greeley	North Colorado Medical Center	Banner Health	Large	378	Urban	\$12,841,659	\$32,655,457	\$18,500,638	\$6,486,228	\$12,915,922	\$5,206,870
<b>Total</b>				<b>479</b>		<b>\$12,841,659</b>	<b>\$32,655,457</b>	<b>\$18,612,072</b>	<b>\$8,732,843</b>	<b>\$18,959,580</b>	<b>\$11,605,163</b>
7 - Pueblo	Parkview Medical Center		Large	350	Urban	\$4,562,000	\$3,900,000	\$4,502,454	\$4,414,892	\$4,004,633	\$4,743,000
7 - Pueblo	St. Mary-Corwin Medical Center	Centura Health CHI	Large	408	Urban	\$797,225	\$774,809	\$629,079	\$651,090	\$624,781	\$567,937
<b>Total</b>				<b>758</b>		<b>\$5,359,225</b>	<b>\$4,674,809</b>	<b>\$5,131,533</b>	<b>\$5,065,982</b>	<b>\$4,629,414</b>	<b>\$5,310,937</b>
8 - East	Arkansas Valley Regional Medical Center		Medium	55	CAH	\$17,437	\$12,138	\$42,122	\$80,771	\$48,727	\$38,005
8 - East	East Morgan County Hospital	Banner Health	Small	25	CAH						
8 - East	Haxtun Hospital District		Small	25	CAH		\$24,742	\$33,461	\$31,244	\$31,869	
8 - East	Heart of the Rockies Regional Medical Center		Small	25	CAH	\$1,458,827	\$1,398,141	\$1,205,072	\$684,795	\$732,597	\$924,593
8 - East	Keefe Memorial Health Service District		Small	25	CAH*						\$8,178
8 - East	Kit Carson County Health Service District		Small	19	CAH*	\$816,319	\$815,795		\$728,612	\$724,702	
8 - East	Lincoln Community Hospital		Small	15	CAH*						\$134,166
8 - East	Melissa Memorial Hospital		Small	15	CAH	\$538,617	\$551,400	\$564,167		\$477,318	
8 - East	Mt. San Rafael Hospital		Small	25	CAH*	\$103,882	\$111,596	\$77,226	\$80,515	\$140,704	
8 - East	Prowers Medical Center		Small	25	CAH						
8 - East	Rio Grande Hospital		Small	17	CAH	\$342,084	\$315,292	\$313,343	\$389,975	\$688,257	\$652,755
8 - East	San Luis Valley Health Conejos County Hospital	San Luis Valley	Small	17	CAH	\$18,716	\$10,926	\$1,614	\$3,850	\$2,972	\$2,085
8 - East	Sedgwick County Health Center		Small	15	CAH*	\$84,161	\$80,929	\$64,438	\$71,928	\$75,624	\$48,396
8 - East	Southeast Colorado Hospital District		Small	23	CAH*	\$25,961	\$14,319	\$41,861	\$4,572	\$76,374	\$74,775
8 - East	Spanish Peaks Regional Health Center		Small	20	CAH*						\$115,444
8 - East	St. Thomas More Hospital	Centura Health CHI	Small	25	CAH	\$264,285	\$259,352	\$218,407	\$223,311	\$207,756	\$198,181
8 - East	Sterling Regional MedCenter	Banner Health	Small	25	Rural	\$891,744	\$722,558	\$999,966	\$905,988	\$813,449	\$853,913
8 - East	Weisbrod Memorial County Hospital		Small	25	CAH*	\$20,322	\$47,028	\$14,588	\$5,936	\$5,438	
8 - East	Wray Community District Hospital		Small	16	CAH*	\$3,201	\$105	\$11,612	\$27,433	\$29,760	\$39,710
8 - East	Yuma District Hospital		Small	15	CAH*						
8 - East	Colorado Plains Medical Center		Medium	50	Rural	\$51,821	\$48,268				
8 - East	San Luis Valley Health Regional Medical Center	San Luis Valley	Medium	49	Rural	\$602,367	\$582,674	\$130,513	\$666,141	\$862,501	\$858,724
<b>Total</b>				<b>551</b>		<b>\$5,239,744</b>	<b>\$4,995,263</b>	<b>\$3,718,390</b>	<b>\$3,905,071</b>	<b>\$4,918,048</b>	<b>\$3,948,925</b>
9 - West	Animas Surgical Hospital		Small	12	Rural						\$304,409
9 - West	Aspen Valley Hospital		Small	25	CAH						\$1,926,626
9 - West	Grand River Hospital District		Small	25	CAH	\$1,048	\$281,463	\$308,070	\$170,448		\$441,581
9 - West	Gunnison Valley Health		Small	24	CAH	\$403,290	\$374,243	\$329,296	\$276,539	\$194,244	\$219,755
9 - West	Memorial Regional Health		Small	25	CAH*						
9 - West	Middle Park Medical Center - Kremmling		Small	23	CAH						
9 - West	Pagosa Springs Medical Center		Small	11	CAH						\$1,094,344
9 - West	Pioneers Medical Center		Medium	40	CAH*		\$661,742	\$1,164,009	\$1,086,244	\$1,009,363	\$1,358,323
9 - West	Rangely District Hospital		Small	25	CAH*	\$1,757,178	\$1,688,118	\$1,604,191	\$1,530,829	\$1,435,129	
9 - West	Southwest Health System, Inc.		Small	25	CAH						
9 - West	St. Vincent General Hospital District		Small	25	CAH	\$211,842	\$218,099	\$149,337	\$107,957	\$53,837	\$14,944
9 - West	Delta County Memorial Hospital		Medium	49	Rural	\$726,588	\$677,873	\$628,318	\$579,056	\$558,415	\$519,238
9 - West	Mercy Regional Medical Center	Centura Health CHI	Medium	82	Rural	\$814,044	\$792,714	\$604,061	\$625,670	\$589,368	\$565,661
9 - West	Montrose Memorial Hospital		Medium	75	Rural						\$848,098
9 - West	St. Anthony Summit Medical Center	Centura Health CHI	Medium	35	Rural	\$450,698	\$439,759	\$372,611	\$375,676	\$351,902	\$344,177
9 - West	UCHealth Yampa Valley Medical Center	UCHealth	Medium	39	Rural					\$21,550	-\$19,669
9 - West	Yail Health Hospital		Medium	58	Rural	\$750,338	\$400,583	\$153,534	\$1,085,620	\$1,497,837	\$1,566,912
9 - West	Valley View Hospital		Medium	78	Rural	\$5,485,330	\$5,648,319	\$6,036,765	\$5,591,518	\$5,723,922	\$5,841,872
<b>Total</b>				<b>676</b>		<b>\$10,600,356</b>	<b>\$11,182,913</b>	<b>\$11,350,192</b>	<b>\$11,429,557</b>	<b>\$11,435,567</b>	<b>\$15,026,272</b>

\* These Critical Access Hospitals have a Frontier Designation (are based in any county with less than 6 people/square mile)

Hospital Expenditure Report Detailed Data by Hospital

Net Patient Revenue											
DOI	Hospital	System	Size	Beds		2014	2015	2016	2017	2018	2019
1 - Boulder	Avista Adventist Hospital	Centura Health Adventist	Large	114	Urban	\$88,806,713	\$93,714,731	\$105,355,798	\$104,745,107	\$121,954,268	\$158,924,460
1 - Boulder	Boulder Community Health		Large	167	Urban	\$270,423,778	\$290,821,878	\$312,181,859	\$309,853,009	\$310,983,770	\$346,545,593
1 - Boulder	Good Samaritan Medical Center	SCL Health	Large	234	Urban	\$262,973,196	\$281,238,597	\$297,456,827	\$315,998,933	\$324,021,421	\$288,155,059
1 - Boulder	Longmont United Hospital	Centura Health CHI	Large	186	Urban		\$171,803,319	\$178,805,872	\$178,805,872	\$145,180,188	\$144,299,405
<b>Total</b>				<b>701</b>		<b>\$622,203,687</b>	<b>\$665,775,206</b>	<b>\$886,797,803</b>	<b>\$909,402,921</b>	<b>\$902,139,647</b>	<b>\$937,924,517</b>
2 - Colorado Springs	Children's Hospital Colorado Springs	Children's Hospital CO	Large	99	Urban	Opened 5/28/2019				\$17,915,578	\$77,998,914
2 - Colorado Springs	UCHealth Grandview Hospital	UCHealth	Small	22	Urban	Opened 1/1/2017				\$4,535,130	\$19,179,282
2 - Colorado Springs	UCHealth Pikes Peak Regional Hospital	UCHealth	Small	15	CAH					\$15,515,130	\$19,179,282
2 - Colorado Springs	Penrose-St. Francis Health Services	Centura Health CHI	Large	52	Urban	\$464,066,247	\$518,701,489	\$572,727,333	\$617,350,066	\$655,066,523	\$715,791,152
2 - Colorado Springs	UCHealth Memorial Hospital Central	UCHealth	Large	553	Urban	\$550,297,659	\$612,083,933	\$693,797,296	\$781,425,389	\$893,217,865	\$918,404,620
<b>Total</b>				<b>1112</b>		<b>\$1,014,363,906</b>	<b>\$1,130,785,421</b>	<b>\$1,266,524,629</b>	<b>\$1,398,775,455</b>	<b>\$1,570,735,096</b>	<b>\$1,689,092,192</b>
3 - Denver	UCHealth Broomfield Hospital	UCHealth	Medium	40	Urban	Opened 9/1/2016				\$30,541,077	\$22,889,108
3 - Denver	Castle Rock Adventist Hospital	Centura Health Adventist	Medium	55	Urban	\$52,067,588	\$71,973,375	\$77,647,781	\$90,138,132	\$109,865,268	\$121,689,564
3 - Denver	National Jewish Health		Medium	46	Urban	\$67,444,625	\$73,430,276	\$99,007,206	\$96,992,138	\$97,805,859	\$102,664,286
3 - Denver	OrthoColorado Hospital	Centura Health CHI	Medium	48	Urban	\$53,634,306	\$60,553,223	\$76,540,326	\$82,698,558	\$90,376,794	\$93,844,580
3 - Denver	Children's Hospital Colorado	Children's Hospital CO	Large	465	Urban	\$864,770,382	\$908,163,373	\$911,886,368	\$960,772,037	\$1,102,847,373	\$1,128,945,143
3 - Denver	Denver Health Medical Center		Large	555	Urban	\$597,208,458	\$675,985,140	\$706,546,492	\$763,391,747	\$781,052,776	\$789,248,542
3 - Denver	Littleton Adventist Hospital	Centura Health Adventist	Large	231	Urban	\$257,686,366	\$266,620,007	\$271,505,551	\$285,674,670	\$294,539,816	\$310,195,303
3 - Denver	Lutheran Medical Center	SCL Health	Large	362	Urban	\$317,332,185	\$337,103,411	\$349,016,455	\$371,665,245	\$373,782,636	\$344,260,642
3 - Denver	North Suburban Medical Center	HealthONE	Large	157	Urban	Charges by system until 2019				\$279,039,461	\$312,227,787
3 - Denver	Parker Adventist Hospital	Centura Health Adventist	Large	170	Urban	\$197,201,161	\$231,729,832	\$261,245,804	\$279,039,461	\$301,268,087	\$312,227,787
3 - Denver	Platte Valley Medical Center	SCL Health	Large	98	Urban	\$98,420,557	\$104,892,477	\$105,762,457	\$114,719,649	\$121,681,009	\$133,971,858
3 - Denver	Porter Adventist Hospital	Centura Health Adventist	Large	368	Urban	\$276,746,529	\$310,722,489	\$314,135,220	\$318,073,182	\$311,572,483	\$300,126,530
3 - Denver	Presbyterian/St. Luke's Medical Center	HealthONE	Large	680	Urban	Charges by system until 2019				\$311,572,483	\$300,126,530
3 - Denver	Rose Medical Center	HealthONE	Large	402	Urban	Charges by system until 2019				\$311,572,483	\$300,126,530
3 - Denver	Sky Ridge Medical Center	HealthONE	Large	284	Urban	Charges by system until 2019				\$311,572,483	\$300,126,530
3 - Denver	St. Anthony Hospital	Centura Health CHI	Large	237	Urban	\$353,899,753	\$385,843,392	\$413,256,855	\$426,006,882	\$420,944,799	\$425,351,186
3 - Denver	St. Anthony North Health Campus	Centura Health CHI	Large	100	Urban	\$134,031,611	\$130,987,752	\$158,576,032	\$170,964,599	\$170,682,815	\$201,682,094
3 - Denver	St. Joseph Hospital	SCL Health	Large	400	Urban	\$456,768,969	\$462,942,380	\$520,647,127	\$552,395,270	\$571,385,015	\$566,455,593
3 - Denver	Swedish Medical Center	HealthONE	Large	408	Urban	Charges by system until 2019				\$571,385,015	\$566,455,593
3 - Denver	The Medical Center of Aurora	HealthONE	Large	346	Urban	Charges by system until 2019				\$571,385,015	\$566,455,593
3 - Denver	UCHealth University of Colorado Hospital	UCHealth	Large	699	Urban	\$1,144,523,346	\$1,323,476,673	\$1,457,674,657	\$1,623,587,700	\$1,873,879,465	\$2,133,119,667
3 - Denver	HealthONE System (Charges by system until 2019)	HealthONE		2277		\$2,353,530,000	\$2,448,475,004	\$2,587,199,000	\$2,743,136,000	\$2,943,475,000	\$2,561,131,000
<b>Total</b>				<b>6238</b>		<b>\$7,225,828,833</b>	<b>\$7,812,898,803</b>	<b>\$8,310,647,330</b>	<b>\$8,879,285,270</b>	<b>\$9,395,700,272</b>	<b>\$9,487,968,333</b>
4 - Ft. Collins	Banner Fort Collins Medical Center	Banner Health	Small	23	Urban	Opened 4/3/2015				\$39,648,959	\$46,913,152
4 - Ft. Collins	Estes Park Health		Small	25	CAH	\$28,689,415	\$33,240,525	\$39,949,202	\$34,334,366	\$48,434,993	\$48,337,071
4 - Ft. Collins	McKee Medical Center	Banner Health	Large	115	Urban	\$140,274,414	\$138,027,079	\$140,484,083	\$134,641,213	\$136,883,178	\$138,711,752
4 - Ft. Collins	UCHealth Medical Center of the Rockies	UCHealth	Large	174	Urban	\$342,816,689	\$403,497,822	\$423,942,697	\$460,443,738	\$521,708,123	\$567,602,232
4 - Ft. Collins	UCHealth Poudre Valley Hospital	UCHealth	Large	255	Urban	\$441,340,221	\$480,432,955	\$523,910,492	\$589,282,380	\$631,468,133	\$681,034,151
<b>Total</b>				<b>592</b>		<b>\$953,120,538</b>	<b>\$1,055,198,381</b>	<b>\$1,152,327,610</b>	<b>\$1,252,218,413</b>	<b>\$1,378,157,686</b>	<b>\$1,487,978,358</b>
5 - Grand Junction	Colorado Canyons Hospital and Medical Center		Small	25	CAH		\$36,547,883	\$35,128,976	\$38,832,918	\$40,315,850	\$57,214,704
5 - Grand Junction	Community Hospital		Medium	44	Urban		\$395,536,168	\$418,323,586	\$423,714,539	\$425,196,577	\$428,590,754
5 - Grand Junction	St. Mary's Hospital & Medical Center, Inc.	SCL Health	Large	346	Urban	\$395,536,168	\$454,871,469	\$458,843,515	\$464,029,495	\$468,906,604	\$642,325,184
<b>Total</b>				<b>415</b>		<b>\$395,536,168</b>	<b>\$491,425,451</b>	<b>\$493,972,591</b>	<b>\$498,258,413</b>	<b>\$509,312,372</b>	<b>\$734,130,542</b>
6 - Greeley	UCHealth Longs Peak Hospital	UCHealth	Medium	51	Urban	Opened 8/31/2017				\$48,602,877	\$91,398,871
6 - Greeley	North Colorado Medical Center	Banner Health	Large	378	Urban	\$353,624,751	\$340,955,983	\$354,308,500	\$360,684,173	\$377,383,938	\$370,360,928
<b>Total</b>				<b>429</b>		<b>\$353,624,751</b>	<b>\$340,955,983</b>	<b>\$354,308,500</b>	<b>\$360,684,173</b>	<b>\$425,986,815</b>	<b>\$461,759,799</b>
7 - Pueblo	Parkview Medical Center		Large	350	Urban	\$288,804,916	\$303,330,574	\$348,568,105	\$362,995,114	\$387,879,500	\$415,945,989
7 - Pueblo	St. Mary-Corwin Medical Center	Centura Health CHI	Large	408	Urban	\$164,713,992	\$169,263,751	\$179,041,094	\$187,369,251	\$165,843,641	\$125,111,845
<b>Total</b>				<b>758</b>		<b>\$453,518,908</b>	<b>\$472,594,325</b>	<b>\$527,609,199</b>	<b>\$550,364,365</b>	<b>\$553,723,141</b>	<b>\$546,157,834</b>
8 - East	Arkansas Valley Regional Medical Center		Medium	55	CAH	\$30,607,453	\$24,203,940	\$26,624,319	\$25,026,769	\$21,065,328	\$35,606,456
8 - East	East Morgan County Hospital	Banner Health	Small	25	CAH	\$24,900,084	\$28,135,026	\$29,454,386	\$29,805,271	\$33,920,310	\$34,610,802
8 - East	Haxton Hospital District		Small	25	CAH		\$8,053,499	\$8,645,965	\$8,829,520	\$7,745,465	\$6,969,500
8 - East	Heart of the Rockies Regional Medical Center		Small	25	CAH	\$43,651,402	\$50,644,811	\$59,501,482	\$64,971,681	\$76,203,308	\$81,499,094
8 - East	Keefe Memorial Health Service District		Small	25	CAH*						\$6,969,500
8 - East	Kit Carson County Health Service District		Small	19	CAH*	\$9,548,879	\$9,989,438	\$10,627,237	\$9,079,240	\$8,227,459	
8 - East	Lincoln Community Hospital		Small	15	CAH*						\$16,504,300
8 - East	Melissa Memorial Hospital		Small	15	CAH	\$11,227,388	\$10,594,176	\$9,960,906		\$13,853,381	\$16,398,430
8 - East	Mt. San Rafael Hospital		Small	25	CAH*	\$23,523,361	\$29,697,759	\$29,537,285	\$30,145,060	\$33,500,834	\$32,755,464
8 - East	Prowers Medical Center		Small	25	CAH						\$32,581,873
8 - East	Rio Grande Hospital		Small	17	CAH	\$13,846,599	\$15,053,379	\$15,633,059	\$17,181,448	\$19,425,138	\$24,005,308
8 - East	San Luis Valley Health Conejos County Hospital	San Luis Valley	Small	17	CAH	\$9,250,501	\$10,591,555	\$9,415,022	\$9,345,986	\$11,434,562	\$10,926,579
8 - East	Sedgwick County Hospital Center		Small	15	CAH*	\$8,924,688	\$10,545,796	\$9,288,966	\$9,090,791	\$10,194,696	\$12,984,046
8 - East	Southeast Colorado Hospital District		Small	23	CAH*	\$12,601,912	\$13,770,155	\$14,006,579	\$13,735,644	\$16,062,895	\$16,931,926
8 - East	Spanish Peaks Regional Health Center		Small	20	CAH*				\$143,976,390	\$11,839,399	\$10,707,368
8 - East	St. Thomas More Hospital	Centura Health CHI	Small	25	CAH	\$51,870,837	\$59,788,961	\$64,434,795	\$69,106,665	\$67,520,713	\$72,485,334
8 - East	Sterling Regional MedCenter	Banner Health	Small	25	Rural	\$47,629,531	\$51,352,867	\$49,609,231	\$55,017,990	\$59,510,335	\$58,511,291
8 - East	Weisbrod Memorial County Hospital		Small	25	CAH*	\$4,181,678	\$4,187,914	\$3,338,992	\$4,116,459	\$4,189,952	\$6,339,001
8 - East	Wray Community District Hospital		Small	16	CAH*	\$10,302,845	\$15,002,623	\$14,444,356	\$17,994,063	\$19,766,924	\$21,376,928
8 - East	Yuma District Hospital		Small	15	CAH*						\$42,142,338
8 - East	Colorado Plains Medical Center		Medium	50	Rural	\$56,522,287	\$58,740,233	\$61,842,999	\$56,676,998	\$54,566,999	\$46,142,338
8 - East	San Luis Valley Health Regional Medical Center	San Luis Valley	Medium	49	Rural	\$55,940,271	\$62,211,469	\$68,667,794	\$74,159,896	\$82,082,481	\$92,003,317
<b>Total</b>				<b>551</b>		<b>\$414,529,716</b>	<b>\$462,563,601</b>	<b>\$485,033,375</b>	<b>\$350,307,091</b>	<b>\$551,110,179</b>	<b>\$629,339,065</b>
9 - West	Animas Surgical Hospital		Small	12	Rural					\$34,213,886	\$91,668,876
9 - West	Aspen Valley Hospital		Small	25	CAH					\$91,668,876	\$91,668,876
9 - West	Grand River Hospital District		Small	25	CAH	\$36,930,608	\$43,125,627	\$44,214,126	\$45,372,384	\$47,946,323	\$52,798,591
9 - West	Gunnison Valley Health		Small	24	CAH	\$30,668,533	\$31,162,333	\$35,849,577	\$37,144,728	\$49,672,618	\$53,357,507
9 - West	Memorial Regional Health		Small	25	CAH*						\$33,601,588
9 - West	Middle Park Medical Center - Kremmling		Small	23	CAH						\$33,601,588
9 - West	Pagosa Springs Medical Center		Small	11	CAH						\$19,331,205
9 - West	Pioneers Medical Center		Medium	40	CAH*	\$11,630,273	\$12,308,999	\$18,174,700	\$19,247,515	\$15,500,399	\$19,331,205
9 - West	Rangely District Hospital		Small	25	CAH*	\$5,143,813	\$6,984,666	\$6,481,383	\$5,539,909	\$6,508,003	
9 - West	Southwest Health System, Inc.		Small	25	CAH						\$7,676,839
9 - West	St. Vincent General Hospital District		Small	25	CAH	\$8,650,285	\$4,732,863	\$5,206,970	\$5,75		

Hospital Expenditure Report Detailed Data by Hospital

Outpatient Visits										
DOI	Hospital	System	Size	Beds	2014	2015	2016	2017	2018	2019
1 - Boulder	Avista Adventist Hospital	Centura Health Adventist	Large	114 Urban	78137	89995	100724	111312	117284	122498
1 - Boulder	Boulder Community Health		Large	167 Urban	412684	414290	418568	425255	443163	445461
1 - Boulder	Good Samaritan Medical Center	SCL Health	Large	234 Urban	97392	98338	91766	94176	93678	85439
1 - Boulder	Longmont United Hospital	Centura Health CHI	Large	186 Urban			182685	162492	141531	130505
<b>Total</b>				<b>701</b>	<b>588213</b>	<b>602623</b>	<b>793743</b>	<b>793235</b>	<b>795656</b>	<b>783903</b>
2 - Colorado Springs	Children's Hospital Colorado Springs	Children's Hospital CO	Large	99 Urban	Opened 5/28/2019					16971
2 - Colorado Springs	UCHealth Grandview Hospital	UCHealth	Small	22 Urban	Opened 1/1/2017		11796	28403	45287	12472
2 - Colorado Springs	UCHealth Pikes Peak Regional Hospital	UCHealth	Small	15 CAH					16936	16468
2 - Colorado Springs	Penrose-St. Francis Health Services	Centura Health CHI	Large	522 Urban	284350	341162	440614	459916	515791	633746
2 - Colorado Springs	UCHealth Memorial Hospital Central	UCHealth	Large	553 Urban	566737	612399	652770	771494	919667	487912
<b>Total</b>				<b>1112</b>	<b>851087</b>	<b>953561</b>	<b>1105180</b>	<b>1259813</b>	<b>1497681</b>	<b>1150598</b>
3 - Denver	UCHealth Broomfield Hospital	UCHealth	Medium	40 Urban	Opened 9/1/2016		26873	56056	57194	10030
3 - Denver	Castle Rock Adventist Hospital	Centura Health Adventist	Medium	55 Urban		45929	77241	76117	90787	111310
3 - Denver	National Jewish Health		Medium	46 Urban	76229	79726	100546	99276	98614	100698
3 - Denver	OrthoColorado Hospital	Centura Health CHI	Medium	48 Urban	4845	3965	4050	10679	12082	12603
3 - Denver	Children's Hospital Colorado	Children's Hospital CO	Large	465 Urban	685661	715208	715525	748014	756607	772979
3 - Denver	Denver Health Medical Center		Large	555 Urban	573003	640848	711327	730589	886614	915041
3 - Denver	Littleton Adventist Hospital	Centura Health Adventist	Large	231 Urban	146330	150115	153396	154594	144974	158078
3 - Denver	Lutheran Medical Center	SCL Health	Large	362 Urban	195026	174632	173560	173406	181471	177544
3 - Denver	North Suburban Medical Center	HealthONE	Large	157 Urban	100476	101591	94436	89930	87988	81410
3 - Denver	Parker Adventist Hospital	Centura Health Adventist	Large	170 Urban	178202	178202	187604	227847	252634	254281
3 - Denver	Platte Valley Medical Center	SCL Health	Large	98 Urban	80721	84386	80141	79513	87608	97204
3 - Denver	Porter Adventist Hospital	Centura Health Adventist	Large	368 Urban	142864	152931	159566	188639	187239	181720
3 - Denver	Presbyterian/St. Luke's Medical Center	HealthONE	Large	680 Urban	101788	103925	103839	99618	98439	94479
3 - Denver	Rose Medical Center	HealthONE	Large	402 Urban	104007	106481	105738	112304	107893	94260
3 - Denver	Sky Ridge Medical Center	HealthONE	Large	284 Urban	88211	93934	94024	96464	100103	104924
3 - Denver	St. Anthony Hospital	Centura Health CHI	Large	237 Urban	146444	183874	222928	288486	276896	288417
3 - Denver	St. Anthony North Health Campus	Centura Health CHI	Large	100 Urban	156262	165755	180785	221059	214842	232757
3 - Denver	St. Joseph Hospital	SCL Health	Large	400 Urban	149597	143795	133719	132343	128337	150349
3 - Denver	Swedish Medical Center	HealthONE	Large	408 Urban	123211	129549	152044	151242	149913	149319
3 - Denver	The Medical Center of Aurora	HealthONE	Large	346 Urban	140991	141795	133978	135495	139306	142851
3 - Denver	UCHealth University of Colorado Hospital	UCHealth	Large	699 Urban	953588	1028690	1134446	1246162	1372227	1503376
3 - Denver	HealthONE System (Charges by system until 2019)	HealthONE			2277	658684	677275	684059	685053	683642
<b>Total</b>				<b>6238</b>	<b>4168262</b>	<b>4456643</b>	<b>4746442</b>	<b>5132503</b>	<b>5452291</b>	<b>5644297</b>
4 - Ft. Collins	Banner Fort Collins Medical Center	Banner Health	Small	23 Urban	Opened 4/3/2015		39603	42430	44537	50563
4 - Ft. Collins	Estes Park Health		Small	25 CAH						123843
4 - Ft. Collins	McKee Medical Center	Banner Health	Large	115 Urban	218576	224147	213848	211220	193545	210085
4 - Ft. Collins	UCHealth Medical Center of the Rockies	UCHealth	Large	174 Urban	74461	85787	88275	95663	105919	93692
4 - Ft. Collins	UCHealth Poudre Valley Hospital	UCHealth	Large	255 Urban	283008	301566	316993	355818	366278	379705
<b>Total</b>				<b>592</b>	<b>576046</b>	<b>611500</b>	<b>658719</b>	<b>705131</b>	<b>710279</b>	<b>857888</b>
5 - Grand Junction	Colorado Canyons Hospital and Medical Center		Small	25 CAH		52247	52971	63505	66313	37087
5 - Grand Junction	Community Hospital		Medium	44 Urban						502343
5 - Grand Junction	St. Mary's Hospital & Medical Center, Inc.	SCL Health	Large	346 Urban	199336	191747	187582	190099	189783	185434
<b>Total</b>				<b>415</b>	<b>199336</b>	<b>243994</b>	<b>240553</b>	<b>253604</b>	<b>256096</b>	<b>724864</b>
6 - Greeley	UCHealth Longs Peak Hospital	UCHealth	Medium	51 Urban	Opened 8/31/2017		487328	495112	449356	15953
6 - Greeley	North Colorado Medical Center	Banner Health	Large	378 Urban	484854	511487	521939	477503	471494	456439
<b>Total</b>				<b>479</b>	<b>484854</b>	<b>511487</b>	<b>521939</b>	<b>477503</b>	<b>471494</b>	<b>456439</b>
7 - Pueblo	Parkview Medical Center		Large	350 Urban	208835	222616	227662	232084	236736	268097
7 - Pueblo	St. Mary-Corwin Medical Center	Centura Health CHI	Large	408 Urban	209229	213979	212091	228919	211212	156716
<b>Total</b>				<b>758</b>	<b>418064</b>	<b>436595</b>	<b>439753</b>	<b>461003</b>	<b>447948</b>	<b>424813</b>
8 - East	Arkansas Valley Regional Medical Center		Medium	55 CAH	39485	44054	43962	43030	36880	38184
8 - East	East Morgan County Hospital	Banner Health	Small	25 CAH	78655	80014	78897	85598	96356	102010
8 - East	Haxtun Hospital District		Small	25 CAH	24961	28931	28342	31752		
8 - East	Heart of the Rockies Regional Medical Center		Small	25 CAH	54606	66366	77547	85866	92729	103507
8 - East	Keefe Memorial Health Service District		Small	25 CAH*						770
8 - East	Kit Carson County Health Service District		Small	19 CAH*						
8 - East	Lincoln Community Hospital		Small	15 CAH*						
8 - East	Melissa Memorial Hospital		Small	15 CAH	11078	12236	13007		22934	13498
8 - East	Mt. San Rafael Hospital		Small	25 CAH*	39941	37866	37114	40014	40739	42553
8 - East	Prowers Medical Center		Small	25 CAH						12895
8 - East	Rio Grande Hospital		Small	17 CAH	42485	44293	48435	51055	50743	56520
8 - East	San Luis Valley Health Conejos County Hospital	San Luis Valley	Small	17 CAH	19062	22415	8200	7990	7978	7839
8 - East	Sedgwick County Health Center		Small	15 CAH*	7302	7398	7398	7186	6322	6191
8 - East	Southeast Colorado Hospital District		Small	23 CAH*	42912	42239	46386	40771	46165	46116
8 - East	Spanish Peaks Regional Health Center		Small	20 CAH*				16765	17729	17430
8 - East	St. Thomas More Hospital	Centura Health CHI	Small	25 CAH	72341	91143	102273	105091	107249	113330
8 - East	Sterling Regional MedCenter	Banner Health	Small	25 Rural	115733	82400	93602	143392	117005	119205
8 - East	Weisbrod Memorial County Hospital		Small	25 CAH*	8490	8048	7195	6391	8297	10096
8 - East	Wray Community District Hospital		Small	16 CAH*	9773	9346	11804	8809	9082	10271
8 - East	Yuma District Hospital		Small	15 CAH*						
8 - East	Colorado Plains Medical Center		Medium	50 Rural	100203	106262	105464	90391	90342	43856
8 - East	San Luis Valley Health Regional Medical Center	San Luis Valley	Medium	49 Rural	49954	62121	118967	132912	134328	143995
<b>Total</b>				<b>551</b>	<b>692020</b>	<b>741300</b>	<b>829182</b>	<b>893603</b>	<b>916630</b>	<b>888266</b>
9 - West	Animas Surgical Hospital		Small	12 Rural						20279
9 - West	Aspen Valley Hospital		Small	25 CAH						47348
9 - West	Grand River Hospital District		Small	25 CAH	42955	46542	50772	53483	51875	8582
9 - West	Gunnison Valley Health		Small	24 CAH	39779	42186	46701	48290	54506	55207
9 - West	Memorial Regional Health		Small	25 CAH*						
9 - West	Middle Park Medical Center - Kremmling		Small	23 CAH						
9 - West	Pagosa Springs Medical Center		Small	11 CAH						66546
9 - West	Pioneers Medical Center		Medium	40 CAH*	13389	11718	14260	13272	12448	18465
9 - West	Rangely District Hospital		Small	25 CAH*	14331	14525	15765	14659	11329	
9 - West	Southwest Health System, Inc.		Small	25 CAH						
9 - West	St. Vincent General Hospital District		Small	25 CAH	6938	5383	5128	5508	6190	7858
9 - West	Delta County Memorial Hospital		Medium	49 Rural	100099	106532	110306	115013	120097	103920
9 - West	Mercy Regional Medical Center	Centura Health CHI	Medium	82 Rural	204899	251781	288594	293868	307059	298774
9 - West	Montrose Memorial Hospital		Medium	75 Rural						154912
9 - West	St. Anthony Summit Medical Center	Centura Health CHI	Medium	35 Rural	33763	37449	91646	108010	109461	107374
9 - West	UCHealth Yampa Valley Medical Center	UCHealth	Medium	39 Rural	64844		68484	65775	53020	74915
9 - West	Vail Health Hospital		Medium	58 Rural	129021	130491	133284	123138	121300	131478
9 - West	Valley View Hospital		Medium	78 Rural	222160	239642	278618	282272	299734	309020
<b>Total</b>				<b>676</b>	<b>807334</b>	<b>886249</b>	<b>1103558</b>	<b>1123288</b>	<b>1147019</b>	<b>1404678</b>

\* These Critical Access Hospitals have a Frontier Designation (are based in any county with less than 6 people/square mile)

Salaries, Wages, & Benefits Expense											
DOI	Hospital	System	Size	Beds	2014	2015	2016	2017	2018	2019	
1 - Boulder	Avista Adventist Hospital	Centura Health Adventist	Large	114	Urban	\$45,634,717	\$48,057,520	\$53,711,465	\$55,856,859	\$57,644,004	\$68,002,366
1 - Boulder	Boulder Community Health		Large	167	Urban	\$160,703,311	\$172,896,579	\$178,414,484	\$197,661,036	\$199,663,260	\$201,719,484
1 - Boulder	Good Samaritan Medical Center	SCL Health	Large	234	Urban	\$104,114,883	\$104,044,018	\$109,032,024	\$113,583,877	\$116,058,563	\$109,066,463
1 - Boulder	Longmont United Hospital	Centura Health CHI	Large	186	Urban			\$88,974,647	\$89,421,678	\$72,363,860	\$75,532,276
<b>Total</b>				<b>701</b>		<b>\$310,452,911</b>	<b>\$324,998,117</b>	<b>\$430,132,620</b>	<b>\$456,523,450</b>	<b>\$445,729,686</b>	<b>\$455,320,588</b>
2 - Colorado Springs	Children's Hospital Colorado Springs	Children's Hospital CO	Large	99	Urban	Opened 5/28/2019					\$36,904,838
2 - Colorado Springs	UCHealth Grandview Hospital	UCHealth	Small	22	Urban	Opened 1/1/2017					\$12,647,839
2 - Colorado Springs	UCHealth Pikes Peak Regional Hospital	UCHealth	Small	15	CAH						\$2,270,370
2 - Colorado Springs	Penrose-St. Francis Health Services	Centura Health CHI	Large	552	Urban	\$180,500,128	\$201,962,846	\$222,131,998	\$238,111,217	\$240,408,003	\$298,044,777
2 - Colorado Springs	UCHealth Memorial Hospital Central	UCHealth	Large	523	Urban	\$292,420,017	\$285,315,606	\$337,290,973	\$385,816,783	\$462,129,930	\$343,833,635
<b>Total</b>				<b>1112</b>		<b>\$472,920,145</b>	<b>\$487,278,452</b>	<b>\$559,422,971</b>	<b>\$623,928,000</b>	<b>\$713,096,200</b>	<b>\$665,529,744</b>
3 - Denver	UCHealth Broomfield Hospital	UCHealth	Medium	40	Urban	Opened 9/1/2016				\$15,979,060	\$14,806,168
3 - Denver	Castle Rock Adventist Hospital	Centura Health Adventist	Medium	55	Urban	\$31,841,272	\$37,728,184	\$38,845,391	\$42,779,646	\$49,417,846	\$61,682,383
3 - Denver	National Jewish Health		Medium	46	Urban	\$12,474,887	\$136,876,223	\$144,443,418	\$153,545,549	\$159,224,046	\$162,996,796
3 - Denver	OrthoColorado Hospital	Centura Health CHI	Medium	48	Urban	\$9,992,798	\$11,396,240	\$14,589,900	\$15,773,712	\$17,714,701	\$22,862,293
3 - Denver	Children's Hospital Colorado	Children's Hospital CO	Large	465	Urban	\$48,844,262	\$474,909,830	\$514,064,423	\$536,905,252	\$577,723,014	\$610,776,642
3 - Denver	Denver Health Medical Center		Large	555	Urban	\$497,870,694	\$543,990,815	\$623,337,294	\$640,112,378	\$659,520,131	\$722,058,130
3 - Denver	Littleton Adventist Hospital	Centura Health Adventist	Large	231	Urban	\$96,019,712	\$97,489,396	\$102,179,913	\$108,426,931	\$103,826,283	\$124,121,955
3 - Denver	Lutheran Medical Center	SCL Health	Large	362	Urban	\$136,053,273	\$133,402,256	\$144,754,454	\$150,734,304	\$156,290,876	\$154,734,742
3 - Denver	North Suburban Medical Center	HealthONE	Large	157	Urban	Charges by system until 2019					\$68,966,000
3 - Denver	Parker Adventist Hospital	Centura Health Adventist	Large	170	Urban	\$75,211,243	\$86,023,482	\$99,024,156	\$111,628,856	\$109,203,227	\$126,150,252
3 - Denver	Platte Valley Medical Center	SCL Health	Large	98	Urban	\$41,510,643	\$42,298,610	\$47,340,028	\$50,769,969	\$47,608,843	\$50,521,324
3 - Denver	Porter Adventist Hospital	Centura Health Adventist	Large	368	Urban	\$120,040,658	\$131,192,516	\$137,704,032	\$151,013,196	\$147,891,255	\$154,549,313
3 - Denver	Presbyterian/St. Luke's Medical Center	HealthONE	Large	680	Urban	Charges by system until 2019					\$149,025,000
3 - Denver	Rose Medical Center	HealthONE	Large	402	Urban	Charges by system until 2019					\$99,958,000
3 - Denver	Sky Ridge Medical Center	HealthONE	Large	284	Urban	Charges by system until 2019					\$112,880,000
3 - Denver	St. Anthony Hospital	Centura Health CHI	Large	237	Urban	\$127,149,771	\$140,307,359	\$160,012,679	\$169,663,617	\$158,615,037	\$186,113,151
3 - Denver	St. Anthony North Health Campus	Centura Health CHI	Large	100	Urban	\$66,284,786	\$69,721,911	\$79,728,594	\$84,478,945	\$79,487,506	\$95,061,242
3 - Denver	St. Joseph Hospital	SCL Health	Large	400	Urban	\$194,818,427	\$189,888,078	\$191,773,082	\$195,674,195	\$203,885,462	\$214,778,046
3 - Denver	Swedish Medical Center	HealthONE	Large	408	Urban	Charges by system until 2019					\$167,286,000
3 - Denver	The Medical Center of Aurora	HealthONE	Large	346	Urban	Charges by system until 2019					\$136,151,000
3 - Denver	UCHealth University of Colorado Hospital	UCHealth	Large	699	Urban	\$438,136,054	\$471,847,645	\$531,011,669	\$556,329,720	\$605,850,208	\$660,296,573
3 - Denver	HealthONE System (Charges by system until 2019)	HealthONE		<b>2277</b>		<b>\$822,816,480</b>	<b>\$849,301,000</b>	<b>\$872,372,000</b>	<b>\$891,796,000</b>	<b>\$956,477,000</b>	<b>\$734,266,000</b>
<b>Total</b>				<b>6238</b>		<b>\$3,238,816,480</b>	<b>\$3,416,373,546</b>	<b>\$3,701,180,433</b>	<b>\$3,860,083,918</b>	<b>\$4,050,416,814</b>	<b>\$4,113,078,264</b>
4 - Ft. Collins	Banner Fort Collins Medical Center	Banner Health	Small	23	Urban	Opened 4/3/2015				\$13,988,887	\$14,606,213
4 - Ft. Collins	Estes Park Health		Small	25	CAH	\$14,820,505	\$14,878,265	\$15,211,778	\$17,423,621	\$26,830,890	\$35,292,645
4 - Ft. Collins	McKee Medical Center	Banner Health	Large	115	Urban	\$43,435,122	\$44,525,167	\$45,187,171	\$44,799,552	\$43,215,466	\$42,818,956
4 - Ft. Collins	UCHealth Medical Center of the Rockies	UCHealth	Large	174	Urban	\$112,584,388	\$123,470,478	\$135,466,471	\$142,813,089	\$156,754,243	\$166,391,900
4 - Ft. Collins	UCHealth Poudre Valley Hospital	UCHealth	Large	255	Urban	\$184,064,755	\$185,973,756	\$205,653,173	\$218,794,774	\$233,185,585	\$246,941,157
<b>Total</b>				<b>592</b>		<b>\$354,904,770</b>	<b>\$368,847,665</b>	<b>\$415,507,480</b>	<b>\$438,437,249</b>	<b>\$474,537,885</b>	<b>\$516,861,358</b>
5 - Grand Junction	Colorado Canyons Hospital and Medical Center		Small	25	CAH		\$15,494,598	\$17,661,489	\$19,901,425	\$24,210,112	\$27,287,509
5 - Grand Junction	Community Hospital		Medium	44	Urban						\$85,887,151
5 - Grand Junction	St. Mary's Hospital & Medical Center, Inc.	SCL Health	Large	346	Urban	\$161,008,926	\$137,866,216	\$143,264,778	\$140,687,463	\$148,272,620	\$150,378,945
<b>Total</b>				<b>415</b>		<b>\$161,008,926</b>	<b>\$153,360,814</b>	<b>\$160,926,267</b>	<b>\$160,588,888</b>	<b>\$172,482,732</b>	<b>\$263,553,665</b>
6 - Greeley	UCHealth Longs Peak Hospital	UCHealth	Medium	51	Urban	Opened 8/31/2017		\$469,580	\$3,362,998	\$34,305,897	\$42,652,909
6 - Greeley	North Colorado Medical Center	Banner Health	Large	378	Urban	\$119,230,701	\$120,440,153	\$124,522,760	\$125,569,113	\$122,815,614	\$126,118,384
<b>Total</b>				<b>479</b>		<b>\$119,230,701</b>	<b>\$120,440,153</b>	<b>\$124,992,340</b>	<b>\$129,203,344</b>	<b>\$158,471,096</b>	<b>\$168,771,293</b>
7 - Pueblo	Parkview Medical Center		Large	350	Urban	\$140,845,321	\$148,368,880	\$163,926,351	\$181,371,258	\$190,212,811	\$174,634,688
7 - Pueblo	St. Mary-Corwin Medical Center	Centura Health CHI	Large	408	Urban	\$86,986,695	\$90,142,924	\$91,478,333	\$99,010,488	\$84,315,926	\$70,192,215
<b>Total</b>				<b>758</b>		<b>\$427,832,016</b>	<b>\$238,511,804</b>	<b>\$255,404,684</b>	<b>\$274,528,737</b>	<b>\$244,826,903</b>	<b>\$244,826,903</b>
8 - East	Arkansas Valley Regional Medical Center		Medium	55	CAH	\$23,120,926	\$23,615,226	\$20,768,747	\$20,926,549	\$22,063,550	\$20,814,192
8 - East	East Morgan County Hospital	Banner Health	Small	25	CAH	\$14,074,240	\$14,021,215	\$14,889,588	\$14,698,881	\$16,762,632	\$17,449,274
8 - East	Haxton Hospital District		Small	25	CAH	\$4,435,122	\$4,733,765	\$5,176,562	\$5,544,286	\$5,764,162	\$4,371,393
8 - East	Heart of the Rockies Regional Medical Center		Small	25	CAH	\$22,880,889	\$26,031,351	\$30,429,241	\$32,888,937	\$38,179,147	\$43,171,393
8 - East	Keefe Memorial Health Service District		Small	25	CAH*						\$2,972,740
8 - East	Kit Carson County Health Service District		Small	19	CAH*	\$7,961,516	\$8,228,420	\$7,168,360	\$9,547,419	\$9,417,359	
8 - East	Lincoln Community Hospital		Small	15	CAH*						\$15,570,789
8 - East	Melissa Memorial Hospital		Small	15	CAH	\$5,216,612	\$5,673,468	\$6,130,293	\$6,382,005	\$8,017,592	\$12,996,548
8 - East	Mt. San Rafael Hospital		Small	25	CAH*	\$14,044,020	\$15,403,347	\$15,316,866	\$17,382,005	\$19,681,152	\$20,221,765
8 - East	Prowers Medical Center		Small	25	CAH						\$17,586,339
8 - East	Rio Grande Hospital		Small	17	CAH	\$7,831,242	\$8,369,582	\$9,424,733	\$9,740,032	\$10,450,550	\$12,405,712
8 - East	San Luis Valley Health Conejos County Hospital	San Luis Valley	Small	17	CAH	\$5,402,809	\$5,593,352	\$4,615,244	\$5,235,795	\$5,445,326	\$6,407,523
8 - East	Sedgewick County Health Center		Small	15	CAH*	\$5,814,186	\$6,034,296	\$6,196,611	\$6,166,501	\$6,537,513	\$7,602,916
8 - East	Southeast Colorado Hospital District		Small	23	CAH*	\$8,460,697	\$9,137,909	\$9,967,225	\$10,287,026	\$10,972,725	\$12,838,504
8 - East	Spanish Peaks Regional Health Center		Small	20	CAH*						\$10,974,019
8 - East	St. Thomas More Hospital	Centura Health CHI	Small	25	CAH	\$29,242,984	\$33,558,574	\$36,131,066	\$38,436,043	\$35,013,482	\$37,076,329
8 - East	Sterling Regional MedCenter	Banner Health	Small	25	Rural	\$17,916,211	\$17,274,325	\$19,131,357	\$19,957,220	\$20,105,719	\$20,239,955
8 - East	Weisbrod Memorial County Hospital		Small	25	CAH*	\$3,509,299	\$3,876,996	\$4,254,386	\$4,554,053	\$5,214,697	\$4,545,966
8 - East	Wray Community District Hospital		Small	16	CAH*	\$6,519,156	\$6,260,723	\$6,869,610	\$7,888,802	\$8,379,606	\$11,066,527
8 - East	Yuma District Hospital		Small	15	CAH*						
8 - East	Colorado Plains Medical Center		Medium	50	Rural	\$23,439,106	\$23,080,359	\$24,148,999	\$22,298,999	\$22,418,999	\$16,351,696
8 - East	San Luis Valley Health Regional Medical Center	San Luis Valley	Medium	49	Rural	\$35,798,400	\$36,859,677	\$39,890,608	\$42,279,465	\$46,348,063	\$55,371,682
<b>Total</b>				<b>551</b>		<b>\$231,232,293</b>	<b>\$247,752,585</b>	<b>\$260,509,496</b>	<b>\$267,832,013</b>	<b>\$290,772,274</b>	<b>\$345,726,868</b>
9 - West	Animas Surgical Hospital		Small	12	Rural						\$11,023,853
9 - West	Aspen Valley Hospital		Small	25	CAH						\$52,333,681
9 - West	Grand River Hospital District		Small	25	CAH	\$21,574,302	\$22,938,368	\$25,108,142	\$27,346,762	\$29,653,712	\$33,256,154
9 - West	Gunnison Valley Health		Small	24	CAH	\$11,587,374	\$13,692,601	\$17,462,525	\$18,670,404	\$21,801,210	\$25,818,201
9 - West	Memorial Regional Health		Small	25	CAH*						\$22,312,346
9 - West	Middle Park Medical Center - Kremmling		Small	23	CAH						\$22,312,346
9 - West	Pagosa Springs Medical Center		Small	11	CAH						\$22,312,346
9 - West	Pioneers Medical Center		Medium	40	CAH*	\$10,712,281	\$11,319,312	\$13,002,883	\$14,289,010	\$15,389,432	\$12,555,265
9 - West	Rangely District Hospital		Small	25	CAH*	\$11,283,472	\$11,759,821	\$11,450,133	\$11,178,241	\$11,302,027	
9 - West	Southwest Health System, Inc.		Small	25	CAH						
9 - West	St. Vincent General Hospital District		Small	25	CAH	\$8,002,394	\$4,146,428	\$4,941,681	\$5,300,614	\$6,295,838	\$8,323,455
9 - West	Delta County Memorial Hospital		Medium	49	Rural	\$31,642,398	\$34,466,087	\$38,467,638	\$44,614,268	\$49,314,842	\$49,724,783
9 - West	Mercy Regional Medical Center	Centura Health CHI	Medium	82	Rural	\$72,881,547	\$82				

Hospital Expenditure Report Detailed Data by Hospital

Supply Expense											
DOI	Hospital	System	Size	Beds		2014	2015	2016	2017	2018	2019
1 - Boulder	Avista Adventist Hospital	Centura Health Adventist	Large	114	Urban	\$11,105,145	\$12,604,980	\$14,533,041	\$15,486,502	\$28,340,983	\$35,890,938
1 - Boulder	Boulder Community Health	UCHealth	Large	167	Urban	\$48,527,361	\$53,063,045	\$55,169,801	\$57,934,012	\$57,962,431	\$61,622,816
1 - Boulder	Good Samaritan Medical Center	SCL Health	Large	234	Urban	\$53,204,031	\$60,388,658	\$62,141,805	\$58,760,776	\$58,890,534	\$54,899,673
1 - Boulder	Longmont Medical Hospital	Centura Health CHI	Large	186	Urban			\$26,244,148	\$22,053,230	\$19,260,912	\$19,426,741
<b>Total</b>				<b>701</b>		<b>\$112,836,537</b>	<b>\$126,056,683</b>	<b>\$158,088,795</b>	<b>\$154,234,520</b>	<b>\$164,454,860</b>	<b>\$171,840,188</b>
2 - Colorado Springs	Children's Hospital Colorado Springs	Children's Hospital CO	Large	99	Urban	Opened 5/28/2019					
2 - Colorado Springs	UCHealth Grandview Hospital	UCHealth	Small	22	Urban	Opened 1/1/2017				\$2,428,986	\$9,356,754
2 - Colorado Springs	UCHealth Pikes Peak Regional Hospital	UCHealth	Small	15	CAH					\$465,069	\$2,830,647
2 - Colorado Springs	Penrose-St. Francis Health Services	Centura Health CHI	Large	522	Urban	\$81,771,399	\$91,273,244	\$106,009,629	\$114,561,042	\$118,864,408	\$126,588,217
2 - Colorado Springs	UCHealth Memorial Hospital Central	UCHealth	Large	553	Urban	\$123,443,218	\$120,741,203	\$132,469,213	\$148,875,797	\$165,213,842	\$186,239,399
<b>Total</b>				<b>1112</b>		<b>\$205,214,617</b>	<b>\$212,014,447</b>	<b>\$238,478,842</b>	<b>\$263,436,839</b>	<b>\$286,972,305</b>	<b>\$325,015,018</b>
3 - Denver	UCHealth Broomfield Hospital	UCHealth	Medium	40	Urban	Opened 9/1/2016				\$2,957,300	\$4,581,435
3 - Denver	Castle Rock Adventist Hospital	Centura Health Adventist	Medium	55	Urban	\$8,054,695	\$10,385,068	\$10,781,992	\$12,293,867	\$15,100,975	\$15,930,063
3 - Denver	National Jewish Health	UCHealth	Medium	46	Urban	\$9,845,810	\$11,608,276	\$14,620,865	\$16,849,034	\$18,045,528	\$19,671,892
3 - Denver	OrthoColorado Hospital	Centura Health CHI	Medium	48	Urban	\$14,585,521	\$15,825,746	\$21,471,336	\$22,633,596	\$22,965,751	\$24,748,415
3 - Denver	Children's Hospital Colorado	Children's Hospital CO	Large	465	Urban	\$109,140,470	\$105,243,841	\$110,435,802	\$121,118,718	\$150,075,181	\$170,767,746
3 - Denver	Denver Health Medical Center	UCHealth	Large	555	Urban	\$99,988,227	\$121,305,950	\$126,455,527	\$142,027,203	\$147,663,724	\$150,545,033
3 - Denver	Littleton Adventist Hospital	Centura Health Adventist	Large	231	Urban	\$45,546,309	\$46,192,421	\$46,949,532	\$47,089,234	\$42,958,210	\$46,192,412
3 - Denver	Lutheran Medical Center	SCL Health	Large	362	Urban	\$47,552,529	\$48,090,579	\$53,095,059	\$61,073,642	\$60,897,927	\$60,508,246
3 - Denver	North Suburban Medical Center	HealthONE	Large	157	Urban	Charges by system until 2019				\$42,540,393	\$46,208,939
3 - Denver	Parker Adventist Hospital	Centura Health Adventist	Large	170	Urban	\$33,536,586	\$41,050,543	\$41,050,543	\$46,208,939	\$51,594,505	\$49,495,176
3 - Denver	Platte Valley Medical Center	SCL Health	Large	98	Urban	\$13,875,166	\$15,861,212	\$18,159,331	\$16,373,146	\$18,743,739	\$19,156,801
3 - Denver	Porter Adventist Hospital	Centura Health Adventist	Large	368	Urban	\$66,031,226	\$73,651,049	\$76,179,134	\$78,783,317	\$74,743,564	\$67,755,953
3 - Denver	Presbyterian/St. Luke's Medical Center	HealthONE	Large	680	Urban	Charges by system until 2019				\$51,046,000	\$117,880,000
3 - Denver	Rose Medical Center	HealthONE	Large	402	Urban	Charges by system until 2019				\$59,039,000	\$60,374,733
3 - Denver	Sky Ridge Medical Center	HealthONE	Large	284	Urban	Charges by system until 2019				\$59,856,213	\$56,746,812
3 - Denver	St. Anthony Hospital	Centura Health CHI	Large	237	Urban	\$53,462,246	\$57,055,519	\$59,552,196	\$59,856,213	\$56,746,812	\$60,374,733
3 - Denver	St. Anthony North Health Campus	Centura Health CHI	Large	100	Urban	\$15,214,834	\$15,009,986	\$19,914,768	\$21,308,654	\$23,554,261	\$25,093,714
3 - Denver	St. Joseph Hospital	SCL Health	Large	400	Urban	\$93,667,212	\$105,179,051	\$109,925,300	\$107,231,665	\$105,849,553	\$106,914,684
3 - Denver	Swedish Medical Center	HealthONE	Large	408	Urban	Charges by system until 2019				\$108,867,000	\$60,977,000
3 - Denver	The Medical Center of Aurora	HealthONE	Large	346	Urban	Charges by system until 2019				\$462,993,000	\$480,666,000
3 - Denver	UCHealth University of Colorado Hospital	UCHealth	Large	699	Urban	\$272,360,000	\$440,935,999	\$462,993,000	\$480,666,000	\$506,345,000	\$450,924,000
3 - Denver	HealthONE System (Charges by system until 2019)	HealthONE		2277		\$427,360,000	\$440,935,999	\$462,993,000	\$480,666,000	\$506,345,000	\$450,924,000
<b>Total</b>				<b>6238</b>		<b>\$1,291,948,966</b>	<b>\$1,409,967,269</b>	<b>\$1,514,432,066</b>	<b>\$1,618,975,250</b>	<b>\$1,763,048,909</b>	<b>\$1,818,653,922</b>
4 - Ft. Collins	Banner Fort Collins Medical Center	Banner Health	Small	23	Urban	Opened 4/3/2015		\$3,694,201	\$4,272,651	\$5,032,615	\$5,435,899
4 - Ft. Collins	Estes Park Health	CAH	Small	25	CAH	\$3,279,597	\$3,582,628	\$3,557,880	\$4,310,139	\$5,322,815	\$5,977,620
4 - Ft. Collins	McKee Medical Center	Banner Health	Large	115	Urban	\$22,086,398	\$24,009,780	\$24,244,068	\$19,512,672	\$5,322,815	\$7,971,620
4 - Ft. Collins	UCHealth Medical Center of the Rockies	UCHealth	Large	174	Urban	\$60,661,660	\$69,790,780	\$71,936,328	\$83,214,095	\$96,184,712	\$103,175,528
4 - Ft. Collins	UCHealth Poudre Valley Hospital	UCHealth	Large	255	Urban	\$72,851,768	\$78,871,762	\$94,843,666	\$121,125,080	\$123,793,965	\$135,653,201
<b>Total</b>				<b>592</b>		<b>\$158,879,423</b>	<b>\$176,254,950</b>	<b>\$194,276,143</b>	<b>\$232,440,337</b>	<b>\$251,806,169</b>	<b>\$273,008,371</b>
5 - Grand Junction	Colorado Canyons Hospital and Medical Center	Community Hospital	Small	25	CAH		\$6,202,963	\$7,141,534	\$7,707,058	\$7,955,844	\$10,151,585
5 - Grand Junction	Community Hospital	Community Hospital	Medium	44	Urban		\$70,216,733	\$71,934,932	\$77,405,787	\$81,234,941	\$80,198,499
5 - Grand Junction	St. Mary's Hospital & Medical Center, Inc.	SCL Health	Large	346	Urban		\$70,216,733	\$71,934,932	\$77,405,787	\$81,234,941	\$78,488,949
<b>Total</b>				<b>415</b>			<b>\$70,216,733</b>	<b>\$71,934,932</b>	<b>\$77,405,787</b>	<b>\$81,234,941</b>	<b>\$78,488,949</b>
6 - Greeley	UCHealth Longs Peak Hospital	UCHealth	Medium	51	Urban	Opened 8/31/2017		\$1,911	\$55,064	\$8,501,130	\$15,853,103
6 - Greeley	North Colorado Medical Center	Banner Health	Large	378	Urban	\$53,032,784	\$47,374,241	\$52,168,210	\$52,065,784	\$55,129,032	\$59,296,905
<b>Total</b>				<b>479</b>		<b>\$53,032,784</b>	<b>\$47,374,241</b>	<b>\$52,168,401</b>	<b>\$52,130,304</b>	<b>\$63,635,917</b>	<b>\$75,150,008</b>
7 - Pueblo	Parkview Medical Center	Centura Health CHI	Large	350	Urban	\$55,370,000	\$55,588,000	\$65,392,014	\$65,655,034	\$72,005,100	\$75,804,485
7 - Pueblo	St. Mary-Corwin Medical Center	Centura Health CHI	Large	408	Urban	\$28,203,286	\$27,080,524	\$31,026,713	\$30,533,346	\$29,184,495	\$24,220,228
<b>Total</b>				<b>758</b>		<b>\$80,573,286</b>	<b>\$82,668,524</b>	<b>\$96,418,727</b>	<b>\$96,188,380</b>	<b>\$101,189,595</b>	<b>\$100,114,713</b>
8 - East	Arkansas Valley Regional Medical Center	Banner Health	Medium	55	CAH	\$5,544,766	\$5,661,783	\$4,828,827	\$4,438,550	\$3,802,962	\$3,753,224
8 - East	East Morgan County Hospital	Banner Health	Small	25	CAH	\$2,304,527	\$2,222,487	\$2,582,814	\$2,223,269	\$2,389,700	\$2,307,557
8 - East	Haxton Hospital District	CAH	Small	25	CAH		\$950,044	\$1,299,071	\$1,397,321	\$1,285,866	
8 - East	Heart of the Rockies Regional Medical Center	CAH	Small	25	CAH	\$6,994,304	\$8,877,509	\$10,290,999	\$11,208,494	\$13,125,129	\$13,972,660
8 - East	Keefe Memorial Health Service District	CAH	Small	25	CAH*		\$1,585,608	\$1,669,825	\$1,504,288	\$1,371,961	\$1,349,581
8 - East	Kit Carson County Health Service District	CAH	Small	19	CAH*		\$1,585,608	\$1,669,825	\$1,504,288	\$1,371,961	\$1,349,581
8 - East	Lincoln Community Hospital	CAH	Small	15	CAH*		\$826,590	\$956,256	\$1,085,922	\$2,027,845	\$2,236,018
8 - East	Melissa Memorial Hospital	CAH	Small	15	CAH		\$2,202,122	\$2,454,274	\$2,466,048	\$3,287,990	\$3,885,007
8 - East	Mt. San Rafael Hospital	CAH	Small	25	CAH		\$2,202,122	\$2,454,274	\$2,466,048	\$3,287,990	\$3,885,007
8 - East	Prowers Medical Center	CAH	Small	25	CAH		\$1,234,616	\$1,326,313	\$1,694,159	\$2,365,238	\$5,244,359
8 - East	Rio Grande Hospital	CAH	Small	17	CAH		\$1,234,616	\$1,326,313	\$1,694,159	\$2,365,238	\$5,244,359
8 - East	San Luis Valley Health Conejos County Hospital	San Luis Valley	Small	17	CAH	\$708,581	\$765,620	\$681,245	\$666,188	\$787,142	\$722,555
8 - East	Sedgwick County Health Center	CAH	Small	15	CAH*	\$834,518	\$931,157	\$944,839	\$988,365	\$984,799	\$1,166,774
8 - East	Southeast Colorado Hospital District	CAH	Small	23	CAH*	\$927,094	\$947,676	\$1,167,214	\$1,295,726	\$800,159	\$1,179,099
8 - East	Spanish Peaks Regional Health Center	CAH	Small	20	CAH*		\$5,384,340	\$6,052,378	\$6,729,688	\$7,030,448	\$7,675,220
8 - East	St. Thomas More Hospital	Centura Health CHI	Small	25	CAH	\$5,384,340	\$6,052,378	\$6,729,688	\$7,030,448	\$7,675,220	\$7,788,678
8 - East	Sterling Regional MedCenter	Banner Health	Small	25	Rural	\$6,843,990	\$6,498,165	\$7,614,114	\$7,404,336	\$8,573,956	\$9,120,180
8 - East	Weisbrod Memorial County Hospital	CAH	Small	25	CAH*	\$183,696	\$159,858	\$152,930	\$253,972	\$287,497	
8 - East	Wray Community District Hospital	CAH	Small	16	CAH*	\$2,089,237	\$2,124,770	\$2,053,126	\$3,042,844	\$3,159,760	\$3,802,455
8 - East	Yuma District Hospital	CAH	Small	15	CAH*		\$4,525,904	\$4,464,603	\$4,497,000	\$3,988,000	\$4,237,000
8 - East	Colorado Plains Medical Center	CAH	Medium	50	Rural	\$6,613,758	\$7,707,420	\$9,073,581	\$10,789,263	\$12,606,007	\$13,505,967
8 - East	San Luis Valley Health Regional Medical Center	San Luis Valley	Medium	49	Rural	\$48,803,651	\$53,770,138	\$58,665,865	\$61,253,701	\$68,217,910	\$73,478,770
<b>Total</b>				<b>551</b>		<b>\$48,803,651</b>	<b>\$53,770,138</b>	<b>\$58,665,865</b>	<b>\$61,253,701</b>	<b>\$68,217,910</b>	<b>\$73,478,770</b>
9 - West	Animas Surgical Hospital	CAH	Small	12	Rural					\$8,466,802	
9 - West	Aspen Valley Hospital	CAH	Small	25	CAH					\$11,461,401	
9 - West	Grand River Hospital District	CAH	Small	25	CAH	\$4,235,923	\$4,229,477	\$5,320,728	\$6,582,833	\$6,903,413	\$7,693,198
9 - West	Gunnison Valley Health	CAH	Small	24	CAH	\$3,929,740	\$3,659,937	\$5,087,322	\$5,357,155	\$5,863,560	\$7,003,016
9 - West	Memorial Regional Health	CAH	Small	25	CAH*					\$4,915,129	
9 - West	Middle Park Medical Center - Kremmling	CAH	Small	23	CAH					\$2,001,911	
9 - West	Pagosa Springs Medical Center	CAH	Small	11	CAH					\$1,941,921	
9 - West	Pioneers Medical Center	CAH	Medium	40	CAH*	\$722,930	\$1,184,001	\$1,664,231	\$1,746,405	\$2,001,911	
9 - West	Rangely District Hospital	CAH	Small	25	CAH*	\$1,856,634	\$1,915,426	\$1,762,952	\$1,816,177	\$1,941,921	
9 - West	Southwest Health System, Inc.	CAH	Small	25	CAH					\$709,558	\$734,177
9 - West	St. Vincent General Hospital District	CAH	Small	25	CAH	\$660,584	\$433,554	\$431,101	\$474,042	\$709,558	\$734,177
9 - West	Delta County Memorial Hospital	CAH	Medium	49	Rural	\$14,319,209	\$14,729,321	\$12,676,711	\$12,935,850	\$17,050,791</	

Hospital Expenditure Report Detailed Data by Hospital

Total Charges Commercial											
DOI	Hospital	System	Size	Beds		2014	2015	2016	2017	2018	2019
1 - Boulder	Avista Adventist Hospital	Centura Health Adventist	Large	114	Urban	\$180,191,846	\$181,604,276	\$203,369,370	\$198,846,155	\$228,620,929	\$279,007,078
1 - Boulder	Boulder Community Health		Large	167	Urban	\$540,136,397	\$552,762,647	\$642,731,859	\$664,978,551	\$623,289,177	\$690,374,169
1 - Boulder	Good Samaritan Medical Center	SCL Health	Large	234	Urban	\$508,970,082	\$526,978,968	\$544,283,522	\$586,060,412	\$580,457,645	\$564,877,213
1 - Boulder	Longmont United Hospital	Centura Health CHI	Large	186	Urban			\$578,662,153	\$328,100,554	\$188,050,381	\$182,930,051
<b>Total</b>				<b>701</b>		<b>\$1,229,298,325</b>	<b>\$1,261,345,891</b>	<b>\$1,969,046,904</b>	<b>\$1,777,985,672</b>	<b>\$1,690,418,131</b>	<b>\$1,717,188,512</b>
2 - Colorado Springs	Children's Hospital Colorado Springs	Children's Hospital CO	Large	99	Urban	Opened 5/28/2019					\$34,394,541
2 - Colorado Springs	UCHealth Grandview Hospital	UCHealth	Small	22	Urban	Opened 1/1/2017					\$43,654,255
2 - Colorado Springs	UCHealth Pikes Peak Regional Hospital	UCHealth	Small	15	CAH					\$2,607,319	\$11,169,699
2 - Colorado Springs	Penrose-St. Francis Health Services	Centura Health CHI	Large	522	Urban	\$754,409,577	\$826,784,859	\$928,507,352	\$994,176,914	\$1,039,847,241	\$896,091,343
2 - Colorado Springs	UCHealth Memorial Hospital Central	UCHealth	Large	553	Urban	\$488,181,735	\$505,616,281	\$607,888,891	\$723,786,674	\$874,403,266	\$992,667,600
<b>Total</b>				<b>1112</b>		<b>\$1,242,591,312</b>	<b>\$1,332,401,140</b>	<b>\$1,536,396,243</b>	<b>\$1,717,963,588</b>	<b>\$1,951,292,367</b>	<b>\$1,943,582,897</b>
3 - Denver	UCHealth Broomfield Hospital	UCHealth	Medium	40	Urban	Opened 9/1/2016				\$55,512,710	\$35,947,198
3 - Denver	Castle Rock Adventist Hospital	Centura Health Adventist	Medium	55	Urban	\$104,226,327	\$139,800,608	\$148,519,371	\$176,271,708	\$214,322,242	\$222,080,402
3 - Denver	National Jewish Health		Medium	46	Urban	\$64,410,580	\$68,234,142	\$92,597,105	\$90,597,531	\$90,711,318	\$84,829,575
3 - Denver	OrthoColorado Hospital	Centura Health CHI	Medium	48	Urban	\$112,230,959	\$132,388,842	\$163,825,202	\$157,661,350	\$173,879,698	\$170,031,573
3 - Denver	Children's Hospital Colorado	Children's Hospital CO	Large	465	Urban	\$941,115,057	\$998,893,227	\$1,020,089,502	\$1,103,562,737	\$1,288,076,707	\$1,357,697,549
3 - Denver	Denver Health Medical Center		Large	555	Urban	\$406,943,288	\$431,530,906	\$462,849,768	\$527,796,553	\$577,767,296	\$443,191,994
3 - Denver	Littleton Adventist Hospital	Centura Health Adventist	Large	231	Urban	\$481,455,252	\$494,151,097	\$499,814,631	\$521,585,844	\$549,553,013	\$575,144,481
3 - Denver	Lutheran Medical Center	SCL Health	Large	362	Urban	\$370,854,471	\$330,036,198	\$385,422,673	\$434,610,427	\$446,071,831	\$489,105,518
3 - Denver	North Suburban Medical Center	HealthONE	Large	157	Urban	Charges by system until 2019				\$537,999,973	\$591,989,099
3 - Denver	Parker Adventist Hospital	Centura Health Adventist	Large	170	Urban	\$427,419,981	\$490,088,236	\$537,696,370	\$548,999,973	\$591,989,099	\$570,732,116
3 - Denver	Platte Valley Medical Center	SCL Health	Large	98	Urban	\$85,580,476	\$82,006,562	\$92,510,412	\$100,786,989	\$104,794,101	\$122,827,296
3 - Denver	Porter Adventist Hospital	Centura Health Adventist	Large	368	Urban	\$448,125,296	\$517,775,446	\$507,813,865	\$492,276,954	\$492,632,792	\$467,291,977
3 - Denver	Presbyterian/St. Luke's Medical Center	HealthONE	Large	680	Urban	Charges by system until 2019					\$1,375,350,000
3 - Denver	Rose Medical Center	HealthONE	Large	402	Urban	Charges by system until 2019					\$850,716,000
3 - Denver	Sky Ridge Medical Center	HealthONE	Large	284	Urban	Charges by system until 2019					\$1,535,625,000
3 - Denver	St. Anthony Hospital	Centura Health CHI	Large	237	Urban	\$606,737,861	\$645,786,465	\$661,397,100	\$651,614,098	\$629,202,744	\$612,922,271
3 - Denver	St. Anthony North Health Campus	Centura Health CHI	Large	100	Urban	\$161,868,284	\$163,686,450	\$191,204,366	\$199,093,773	\$244,747,057	\$291,791,088
3 - Denver	St. Joseph Hospital	SCL Health	Large	400	Urban	\$795,016,433	\$786,895,104	\$839,256,225	\$931,483,598	\$945,451,062	\$1,012,869,840
3 - Denver	Swedish Medical Center	HealthONE	Large	408	Urban	Charges by system until 2019					\$1,414,380,000
3 - Denver	The Medical Center of Aurora	HealthONE	Large	346	Urban	Charges by system until 2019					\$766,179,000
3 - Denver	UCHealth University of Colorado Hospital	UCHealth	Large	699	Urban	\$1,506,547,205	\$1,759,978,095	\$1,955,222,345	\$2,237,233,093	\$2,677,469,082	\$3,113,556,203
3 - Denver	HealthONE System (Charges by system until 2019)	HealthONE		<b>2277</b>		<b>\$4,936,162,000</b>	<b>\$5,226,518,000</b>	<b>\$5,954,603,000</b>	<b>\$6,483,569,000</b>	<b>\$7,201,311,000</b>	<b>\$6,324,128,000</b>
<b>Total</b>				<b>6238</b>		<b>\$11,408,693,559</b>	<b>\$12,267,769,380</b>	<b>\$13,512,821,934</b>	<b>\$14,657,143,628</b>	<b>\$16,283,491,753</b>	<b>\$15,896,082,341</b>
4 - Ft. Collins	Banner Fort Collins Medical Center	Banner Health	Small	23	Urban	Opened 4/3/2015			\$23,892,926	\$20,945,809	\$30,119,080
4 - Ft. Collins	Estes Park Health		Small	25	CAH	\$15,124,815	\$16,896,726	\$17,949,196	\$17,513,845	\$19,415,207	\$40,924,271
4 - Ft. Collins	McKee Medical Center	Banner Health	Large	115	Urban	\$82,852,820	\$91,480,032	\$84,975,157	\$80,945,727	\$77,308,444	\$117,760,019
4 - Ft. Collins	UCHealth Medical Center of the Rockies	UCHealth	Large	174	Urban	\$276,167,098	\$322,573,723	\$337,280,460	\$364,241,448	\$431,101,758	\$483,112,564
4 - Ft. Collins	UCHealth Poudre Valley Hospital	UCHealth	Large	255	Urban	\$367,117,056	\$384,573,660	\$426,191,126	\$491,402,885	\$535,372,341	\$574,413,897
<b>Total</b>				<b>592</b>		<b>\$741,261,790</b>	<b>\$815,524,141</b>	<b>\$890,288,866</b>	<b>\$975,049,715</b>	<b>\$1,099,336,830</b>	<b>\$1,237,405,578</b>
5 - Grand Junction	Colorado Canyons Hospital and Medical Center		Small	25	CAH			\$32,003,017	\$34,896,979	\$39,019,131	\$41,221,220
5 - Grand Junction	Community Hospital		Medium	44	Urban					\$133,128,056	\$133,128,056
5 - Grand Junction	St. Mary's Hospital & Medical Center, Inc.	SCL Health	Large	346	Urban	\$238,919,525	\$233,794,779	\$248,124,932	\$243,851,998	\$248,847,734	\$260,389,929
<b>Total</b>				<b>415</b>		<b>\$238,919,525</b>	<b>\$233,794,779</b>	<b>\$280,127,949</b>	<b>\$287,748,977</b>	<b>\$287,866,865</b>	<b>\$344,739,205</b>
6 - Greeley	UCHealth Longs Peak Hospital	UCHealth	Medium	51	Urban	Opened 8/31/2017				\$71,088,409	\$132,499,045
6 - Greeley	North Colorado Medical Center	Banner Health	Large	378	Urban	\$114,631,375	\$180,997,866	\$124,644,663	\$103,325,233	\$93,912,317	\$284,725,054
<b>Total</b>				<b>479</b>		<b>\$114,631,375</b>	<b>\$180,997,866</b>	<b>\$124,644,663</b>	<b>\$103,325,233</b>	<b>\$165,000,726</b>	<b>\$417,224,099</b>
7 - Pueblo	Parkview Medical Center		Large	350	Urban	\$503,272,488	\$527,086,113	\$612,383,044	\$675,329,383	\$792,887,340	\$429,135,537
7 - Pueblo	St. Mary-Corwin Medical Center	Centura Health CHI	Large	408	Urban	\$170,850,410	\$179,408,834	\$178,759,812	\$189,638,164	\$186,275,635	\$132,373,002
<b>Total</b>				<b>758</b>		<b>\$674,122,898</b>	<b>\$706,494,947</b>	<b>\$791,142,856</b>	<b>\$864,967,547</b>	<b>\$979,162,975</b>	<b>\$561,508,539</b>
8 - East	Arkansas Valley Regional Medical Center		Medium	55	CAH	\$16,237,665	\$15,175,261	\$14,743,317	\$13,858,018	\$12,559,942	\$14,285,955
8 - East	East Morgan County Hospital	Banner Health	Small	25	CAH	\$8,134,306	\$7,770,971	\$10,097,276	\$11,114,435	\$11,857,839	\$16,090,028
8 - East	Haxton Hospital District		Small	25	CAH	\$2,062,232	\$2,350,904	\$2,350,904	\$3,418,621	\$3,086,472	
8 - East	Heart of the Rockies Regional Medical Center		Small	25	CAH	\$29,803,863	\$34,355,408	\$40,603,141	\$38,061,407	\$39,614,370	\$41,468,464
8 - East	Keefe Memorial Health Service District		Small	25	CAH*						\$1,943,387
8 - East	Kit Carson County Health Service District		Small	19	CAH*	\$5,637,514	\$5,784,614	\$4,735,408	\$4,410,099	\$4,664,921	
8 - East	Lincoln Community Hospital		Small	15	CAH*						\$4,939,147
8 - East	Melissa Memorial Hospital		Small	15	CAH	\$3,595,980	\$4,191,120	\$4,790,445		\$5,678,421	\$5,407,142
8 - East	Mt. San Rafael Hospital		Small	25	CAH*	\$17,040,392	\$18,325,110	\$18,551,668	\$21,864,726	\$25,738,379	\$28,532,528
8 - East	Prowers Medical Center		Small	25	CAH						\$10,713,049
8 - East	Rio Grande Hospital		Small	17	CAH	\$5,170,074	\$5,421,072	\$5,853,522	\$7,000,063	\$8,268,921	\$12,263,488
8 - East	San Luis Valley Health Conejos County Hospital	San Luis Valley	Small	17	CAH	\$1,819,410	\$2,073,298	\$2,158,848	\$1,803,873	\$1,869,124	\$2,032,376
8 - East	Sedgewick County Health Center		Small	15	CAH*	\$3,024,525	\$3,636,133	\$3,908,297	\$3,440,727	\$3,448,737	\$3,788,523
8 - East	Southeast Colorado Hospital District		Small	23	CAH*	\$2,475,647	\$2,740,061	\$2,369,266	\$2,579,785	\$2,392,737	\$3,899,683
8 - East	Spanish Peaks Regional Health Center		Small	20	CAH*				\$3,345,979	\$3,999,447	\$2,871,914
8 - East	St. Thomas More Hospital	Centura Health CHI	Small	25	CAH	\$37,795,571	\$56,406,592	\$56,748,228	\$64,154,975	\$68,199,638	\$68,206,608
8 - East	Sterling Regional MedCenter	Banner Health	Small	25	Rural	\$13,583,140	\$25,990,567	\$21,519,072	\$23,777,967	\$23,233,546	\$27,948,778
8 - East	Weisbrod Memorial County Hospital		Small	25	CAH*	\$869,637	\$897,665	\$638,555	\$659,389	\$962,901	\$1,633,507
8 - East	Wray Community District Hospital		Small	16	CAH*	\$4,598,479	\$5,505,444	\$5,595,023	\$6,978,798	\$8,070,956	\$9,441,426
8 - East	Yuma District Hospital		Small	15	CAH*						
8 - East	Colorado Plains Medical Center		Medium	50	Rural	\$40,344,664	\$37,322,566	\$41,117,344	\$43,034,804	\$40,562,143	\$36,004,212
8 - East	San Luis Valley Health Regional Medical Center	San Luis Valley	Medium	49	Rural	\$32,212,662	\$35,472,830	\$36,271,393	\$38,937,896	\$38,624,189	\$42,417,922
<b>Total</b>				<b>551</b>		<b>\$222,343,530</b>	<b>\$263,130,943</b>	<b>\$272,051,707</b>	<b>\$288,441,563</b>	<b>\$304,832,684</b>	<b>\$332,888,137</b>
9 - West	Animas Surgical Hospital		Small	12	Rural					\$38,625,261	\$38,625,261
9 - West	Aspen Valley Hospital		Small	25	CAH					\$71,623,771	\$71,623,771
9 - West	Grand River Hospital District		Small	25	CAH	\$27,631,578	\$27,888,721	\$30,872,123	\$34,931,369	\$38,518,239	\$41,616,990
9 - West	Gunnison Valley Health		Small	24	CAH	\$25,432,347	\$25,573,203	\$31,042,682	\$31,736,750	\$37,520,479	\$45,194,130
9 - West	Memorial Regional Health		Small	25	CAH*						
9 - West	Middle Park Medical Center - Kremmling		Small	23	CAH						
9 - West	Pagosa Springs Medical Center		Small	11	CAH						\$22,598,178
9 - West	Pioneers Medical Center		Medium	40	CAH*	\$5,849,936	\$3,611,906	\$5,002,098	\$4,144,809	\$6,590,101	\$12,503,779
9 - West	Rangely District Hospital		Small	25	CAH*	\$2,502,307	\$2,983,771	\$3,211,598	\$2,380,053	\$2,828,132	
9 - West	Southwest Health System, Inc.		Small	25	CAH						
9 - West	St. Vincent General Hospital District		Small	25	CAH	\$4,137,298	\$2,969,063	\$3,375,835	\$4,206,993	\$5,297,598	\$6,608,322
9 - West	Delta County Memorial Hospital		Medium	49	Rural	\$36,634,359	\$37,002,679	\$38,238,065	\$41,205,062	\$43,406	



Hospital Expenditure Report Detailed Data by Hospital

Total Charges Medicaid											
DOI	Hospital	System	Size	Beds		2014	2015	2016	2017	2018	2019
1 - Boulder	Avista Adventist Hospital	Centura Health Adventist	Large	114	Urban	\$45,849,566	\$57,868,706	\$64,309,164	\$74,028,741	\$85,604,359	\$93,819,902
1 - Boulder	Boulder Community Health		Large	167	Urban	\$122,567,446	\$155,136,263	\$165,743,083	\$177,200,387	\$179,307,425	\$152,557,863
1 - Boulder	Good Samaritan Medical Center	SCL Health	Large	234	Urban	\$93,024,303	\$116,262,456	\$129,076,606	\$135,244,475	\$140,819,309	\$129,810,134
1 - Boulder	Longmont Medical Hospital	Centura Health CHI	Large	186	Urban				\$100,610,511	\$141,446,967	\$137,025,665
<b>Total</b>				<b>701</b>		<b>\$261,441,315</b>	<b>\$329,267,425</b>	<b>\$359,128,853</b>	<b>\$487,084,114</b>	<b>\$547,178,060</b>	<b>\$513,213,568</b>
2 - Colorado Springs	Children's Hospital Colorado Springs	Children's Hospital CO	Large	99	Urban	Opened 5/28/2019					\$140,120,939
2 - Colorado Springs	UCHealth Grandview Hospital	UCHealth	Small	22	Urban	Opened 1/1/2017				\$44,068,547	\$38,578,814
2 - Colorado Springs	UCHealth Pikes Peak Regional Hospital	UCHealth	Small	15	CAH				\$2,317,360	\$10,374,833	\$10,374,833
2 - Colorado Springs	Penrose-St. Francis Health Services	Centura Health CHI	Large	522	Urban	\$240,734,096	\$364,162,781	\$401,158,423	\$458,920,541	\$508,361,172	\$564,419,171
2 - Colorado Springs	UCHealth Memorial Hospital Central	UCHealth	Large	553	Urban	\$392,389,563	\$551,009,616	\$753,505,646	\$885,474,598	\$1,040,125,848	\$1,084,186,214
<b>Total</b>				<b>1112</b>		<b>\$633,123,659</b>	<b>\$915,172,397</b>	<b>\$1,154,664,069</b>	<b>\$1,344,395,139</b>	<b>\$1,594,072,927</b>	<b>\$1,697,558,023</b>
3 - Denver	UCHealth Broomfield Hospital	UCHealth	Medium	40	Urban	Opened 9/1/2016				\$52,056,740	\$24,256,911
3 - Denver	Castle Rock Adventist Hospital	Centura Health Adventist	Medium	55	Urban	\$23,014,297	\$36,927,019	\$48,247,274	\$58,987,543	\$69,161,488	\$72,638,196
3 - Denver	National Jewish Health		Medium	46	Urban	\$19,075,984	\$29,362,234	\$38,592,788	\$39,099,816	\$39,213,726	\$39,843,022
3 - Denver	OrthoColorado Hospital	Centura Health CHI	Medium	48	Urban	\$48,080		\$16,511	\$132,051	\$31,176	\$86,776
3 - Denver	Children's Hospital Colorado	Children's Hospital CO	Large	465	Urban	\$1,212,483,682	\$1,201,528,513	\$1,241,091,283	\$1,375,740,206	\$1,507,708,632	\$1,468,963,331
3 - Denver	Denver Health Medical Center		Large	555	Urban	\$943,912,029	\$1,063,929,681	\$1,057,657,865	\$1,133,063,095	\$1,162,817,337	\$1,230,887,520
3 - Denver	Littleton Adventist Hospital	Centura Health Adventist	Large	231	Urban	\$107,951,176	\$131,859,408	\$145,168,445	\$156,190,852	\$157,922,552	\$153,955,159
3 - Denver	Lutheran Medical Center	SCL Health	Large	362	Urban	\$244,967,361	\$294,457,113	\$334,625,846	\$361,284,674	\$318,905,776	\$325,855,999
3 - Denver	North Suburban Medical Center	HealthONE	Large	157	Urban	Charges by system until 2019				\$151,966,966	\$678,629,000
3 - Denver	Parker Adventist Hospital	Centura Health Adventist	Large	170	Urban	\$75,678,357	\$113,000,724	\$146,130,331	\$151,966,966	\$154,892,931	\$165,946,847
3 - Denver	Platte Valley Medical Center	SCL Health	Large	98	Urban	\$61,685,735	\$63,949,213	\$71,590,190	\$83,913,463	\$82,296,922	\$89,304,130
3 - Denver	Porter Adventist Hospital	Centura Health Adventist	Large	368	Urban	\$134,283,553	\$197,481,968	\$191,405,883	\$213,045,288	\$221,317,356	\$205,940,842
3 - Denver	Presbyterian/St. Luke's Medical Center	HealthONE	Large	680	Urban	Charges by system until 2019				\$1,032,791,000	\$388,681,000
3 - Denver	Rose Medical Center	HealthONE	Large	402	Urban	Charges by system until 2019				\$316,633,000	\$370,526,273
3 - Denver	Sky Ridge Medical Center	HealthONE	Large	284	Urban	Charges by system until 2019				\$393,645,122	\$383,981,582
3 - Denver	St. Anthony Hospital	Centura Health CHI	Large	237	Urban	\$225,326,112	\$335,994,262	\$384,395,028	\$393,645,122	\$383,981,582	\$370,526,273
3 - Denver	St. Anthony North Health Campus	Centura Health CHI	Large	100	Urban	\$140,503,995	\$170,779,011	\$197,507,569	\$202,098,911	\$195,015,890	\$225,908,243
3 - Denver	St. Joseph Hospital	SCL Health	Large	400	Urban	\$229,686,374	\$320,925,144	\$363,024,820	\$409,297,333	\$398,785,282	\$414,635,692
3 - Denver	Swedish Medical Center	HealthONE	Large	408	Urban	Charges by system until 2019				\$939,215,000	\$784,393,000
3 - Denver	The Medical Center of Aurora	HealthONE	Large	346	Urban	Charges by system until 2019				\$1,410,490,064	\$1,841,490,064
3 - Denver	UCHealth University of Colorado Hospital	UCHealth	Large	699	Urban	\$839,679,057	\$1,086,884,209	\$1,270,118,320	\$1,437,631,994	\$1,663,675,155	\$1,841,490,064
3 - Denver	HealthONE System (Charges by system until 2019)	HealthONE		<b>2277</b>		<b>\$2,138,627,000</b>	<b>\$2,668,923,999</b>	<b>\$3,142,221,000</b>	<b>\$3,557,193,000</b>	<b>\$4,010,374,000</b>	<b>\$4,140,362,000</b>
<b>Total</b>				<b>6238</b>		<b>\$6,396,922,795</b>	<b>\$7,716,002,499</b>	<b>\$8,631,793,135</b>	<b>\$9,733,290,314</b>	<b>\$10,472,158,245</b>	<b>\$10,770,602,908</b>
4 - Ft. Collins	Banner Fort Collins Medical Center	Banner Health	Small	23	Urban	Opened 4/3/2015		\$15,788,324	\$15,788,324	\$22,194,680	\$23,753,798
4 - Ft. Collins	Estes Park Health		Small	25	CAH	\$4,865,730	\$8,336,002	\$6,806,600	\$8,661,545	\$12,340,393	\$13,600,113
4 - Ft. Collins	McKee Medical Center	Banner Health	Large	115	Urban	\$7,851,570	\$61,386,934	\$88,919,876	\$72,209,278	\$65,751,912	\$73,842,347
4 - Ft. Collins	UCHealth Medical Center of the Rockies	UCHealth	Large	174	Urban	\$92,848,340	\$135,080,332	\$153,641,438	\$170,783,250	\$188,814,174	\$197,378,797
4 - Ft. Collins	UCHealth Poudre Valley Hospital	UCHealth	Large	255	Urban	\$143,819,356	\$200,744,918	\$231,315,851	\$272,337,540	\$290,245,825	\$292,671,917
<b>Total</b>				<b>592</b>		<b>\$299,948,996</b>	<b>\$405,548,187</b>	<b>\$499,472,090</b>	<b>\$545,620,325</b>	<b>\$579,346,983</b>	<b>\$601,246,072</b>
5 - Grand Junction	Colorado Canyons Hospital and Medical Center		Small	25	CAH			\$5,413,147	\$5,798,823	\$6,750,438	\$7,447,555
5 - Grand Junction	Community Hospital		Medium	44	Urban				\$287,083,870	\$279,969,501	\$279,969,501
5 - Grand Junction	St. Mary's Hospital & Medical Center, Inc.	SCL Health	Large	346	Urban	\$224,805,866	\$246,591,883	\$264,516,394	\$281,285,047	\$273,219,663	\$280,996,749
<b>Total</b>				<b>415</b>		<b>\$224,805,866</b>	<b>\$246,591,883</b>	<b>\$269,929,541</b>	<b>\$287,083,870</b>	<b>\$279,969,501</b>	<b>\$363,524,008</b>
6 - Greeley	UCHealth Longs Peak Hospital	UCHealth	Medium	51	Urban	Opened 8/31/2017				\$45,467,167	\$77,202,653
6 - Greeley	North Colorado Medical Center	Banner Health	Large	378	Urban	\$81,120,537	\$111,931,410	\$155,832,711	\$180,323,727	\$199,190,184	\$266,013,564
<b>Total</b>				<b>479</b>		<b>\$81,120,537</b>	<b>\$111,931,410</b>	<b>\$155,832,711</b>	<b>\$180,323,727</b>	<b>\$264,657,351</b>	<b>\$343,216,217</b>
7 - Pueblo	Parkview Medical Center		Large	350	Urban	\$305,705,694	\$403,580,262	\$473,628,377	\$533,972,949	\$564,692,122	\$581,219,166
7 - Pueblo	St. Mary-Corwin Medical Center	Centura Health CHI	Large	408	Urban	\$159,049,433	\$208,893,622	\$235,590,422	\$247,962,592	\$229,413,217	\$184,724,835
<b>Total</b>				<b>758</b>		<b>\$464,755,127</b>	<b>\$612,473,884</b>	<b>\$709,218,799</b>	<b>\$781,935,541</b>	<b>\$794,105,339</b>	<b>\$765,944,001</b>
8 - East	Arkansas Valley Regional Medical Center		Medium	55	CAH	\$18,512,904	\$22,526,716	\$26,930,515	\$27,136,449	\$25,649,988	\$25,785,502
8 - East	East Morgan County Hospital	Banner Health	Small	25	CAH	\$7,741,086	\$5,457,545	\$9,196,056	\$11,448,105	\$14,072,349	\$12,039,850
8 - East	Haxton Hospital District		Small	25	CAH		\$1,165,745	\$1,194,056	\$1,455,884	\$1,600,261	\$1,393,674
8 - East	Heart of the Rockies Regional Medical Center		Small	25	CAH	\$13,820,408	\$17,047,172	\$18,528,972	\$19,331,891	\$20,642,452	\$23,062,826
8 - East	Keefe Memorial Health Service District		Small	25	CAH*						\$1,393,674
8 - East	Kit Carson County Health Service District		Small	19	CAH*	\$3,400,233	\$3,247,961	\$3,396,700	\$3,265,845	\$3,357,213	
8 - East	Lincoln Community Hospital		Small	15	CAH*						\$5,144,643
8 - East	Melissa Memorial Hospital		Small	15	CAH	\$1,496,489	\$1,854,084	\$2,213,500		\$2,947,111	\$2,619,430
8 - East	Mt. San Rafael Hospital		Small	25	CAH*	\$16,528,222	\$18,773,997	\$20,920,024	\$22,299,569	\$20,543,136	\$20,094,286
8 - East	Prowers Medical Center		Small	25	CAH						\$15,202,720
8 - East	Rio Grande Hospital		Small	17	CAH	\$4,963,019	\$6,127,417	\$6,400,670	\$7,075,036	\$6,925,847	\$7,721,737
8 - East	San Luis Valley Health Conejos County Hospital	San Luis Valley	Small	17	CAH	\$4,002,158	\$5,605,955	\$4,595,134	\$4,431,479	\$4,930,600	\$4,930,600
8 - East	Sedgewick County Hospital Center		Small	15	CAH*	\$3,085,957	\$3,431,889	\$3,144,650	\$3,571,638	\$3,613,717	\$4,239,645
8 - East	Southeast Colorado Hospital District		Small	23	CAH*	\$5,223,071	\$5,890,565	\$5,937,411	\$6,152,355	\$6,534,400	\$6,838,073
8 - East	Spanish Peaks Regional Health Center		Small	20	CAH*				\$4,558,611	\$5,523,953	\$5,890,297
8 - East	St. Thomas More Hospital	Centura Health CHI	Small	25	CAH	\$31,183,604	\$44,241,629	\$49,445,954	\$56,365,558	\$54,146,541	\$59,374,372
8 - East	Sterling Regional MedCenter	Banner Health	Small	25	Rural	\$14,323,989	\$14,936,141	\$18,920,457	\$21,343,690	\$24,229,022	\$24,742,233
8 - East	Weisbrod Memorial County Hospital		Small	25	CAH*	\$1,415,099	\$1,546,039	\$1,510,282	\$1,393,623	\$1,502,620	\$1,908,294
8 - East	Wray Community District Hospital		Small	16	CAH*	\$3,001,161	\$3,139,492	\$3,429,572	\$3,959,927	\$4,716,920	\$6,162,712
8 - East	Yuma District Hospital		Small	15	CAH*						
8 - East	Colorado Plains Medical Center		Medium	50	Rural	\$24,508,349	\$29,481,389	\$32,104,211	\$33,046,625	\$33,567,601	\$32,542,729
8 - East	San Luis Valley Health Regional Medical Center	San Luis Valley	Medium	49	Rural	\$37,289,650	\$51,519,090	\$54,081,214	\$56,005,442	\$59,883,098	\$60,385,010
<b>Total</b>				<b>551</b>		<b>\$190,495,399</b>	<b>\$235,992,826</b>	<b>\$261,949,379</b>	<b>\$282,841,927</b>	<b>\$294,386,828</b>	<b>\$319,935,370</b>
9 - West	Animas Surgical Hospital		Small	12	Rural						\$10,831,950
9 - West	Aspen Valley Hospital		Small	25	CAH						\$9,959,669
9 - West	Grand River Hospital District		Small	25	CAH	\$16,518,346	\$22,256,085	\$25,110,279	\$25,085,009	\$22,864,645	\$24,137,392
9 - West	Gunnison Valley Health		Small	24	CAH	\$7,541,260	\$9,349,025	\$10,504,528	\$11,742,270	\$12,499,009	\$13,409,271
9 - West	Memorial Regional Health		Small	25	CAH*						\$10,676,229
9 - West	Middle Park Medical Center - Kremmling		Small	23	CAH						\$3,345,734
9 - West	Pagosa Springs Medical Center		Small	11	CAH						\$1,842,055
9 - West	Pioneers Medical Center		Medium	40	CAH*	\$3,277,227	\$1,196,040	\$1,736,842	\$3,234,706	\$2,675,028	\$3,345,734
9 - West	Rangely District Hospital		Small	25	CAH*	\$2,115,665	\$2,229,649	\$2,539,143	\$2,623,894	\$1,842,055	
9 - West	Southwest Health System, Inc.		Small	25	CAH						\$3,157,981
9 - West	St. Vincent General Hospital District		Small	25	CAH	\$3,566,160	\$2,219,503	\$2,404,335	\$2,695,073	\$3,235,192	\$3,157,981
9 - West	Delta County Memorial Hospital		Medium	49	Rural	\$23,966,368	\$32,084,803	\$32,571,612			

Hospital Expenditure Report Detailed Data by Hospital

Total Charges Medicare											
DOI	Hospital	System	Size	Beds		2014	2015	2016	2017	2019	
1 - Boulder	Avista Adventist Hospital	Centura Health Adventist	Large	114	Urban	\$83,271,103	\$93,146,939	\$105,180,586	\$111,215,986	\$146,400,202	\$214,230,250
1 - Boulder	Boulder Community Health		Large	167	Urban	\$431,372,952	\$518,153,363	\$564,212,868	\$649,365,217	\$668,462,850	\$738,192,134
1 - Boulder	Good Samaritan Medical Center	SCL Health	Large	234	Urban	\$530,326,277	\$557,544,966	\$610,389,188	\$668,640,294	\$694,206,143	\$717,355,306
1 - Boulder	Longmont Medical Hospital	Centura Health CHI	Large	186	Urban				\$197,452,486	\$284,207,609	\$285,430,045
Total				701		\$1,044,970,332	\$1,168,845,268	\$1,279,782,642	\$1,626,673,983	\$1,794,276,804	\$1,995,207,735
2 - Colorado Springs	Children's Hospital Colorado Springs	Children's Hospital CO	Large	99	Urban	Opened 5/28/2019					\$101,161
2 - Colorado Springs	UCHealth Grandview Hospital	UCHealth	Small	22	Urban	Opened 1/1/2017				\$22,088,737	\$48,274,734
2 - Colorado Springs	UCHealth Pikes Peak Regional Hospital	UCHealth	Small	15	CAH					\$55,012,102	\$22,731,161
2 - Colorado Springs	Penrose-St. Francis Health Services	Centura Health CHI	Large	522	Urban	\$926,237,733	\$1,041,390,310	\$1,115,569,743	\$1,243,447,083	\$1,688,232,159	\$1,688,232,159
2 - Colorado Springs	UCHealth Memorial Hospital Central	UCHealth	Large	553	Urban	\$749,196,216	\$788,470,439	\$911,069,129	\$1,060,168,165	\$1,291,024,151	\$1,479,981,558
Total				1112		\$1,675,433,949	\$1,829,860,749	\$2,026,638,871	\$2,303,615,248	\$2,794,104,003	\$3,239,219,613
3 - Denver	UCHealth Broomfield Hospital	UCHealth	Medium	40	Urban	Opened 9/1/2016				\$18,744,699	\$17,543,363
3 - Denver	Castle Rock Adventist Hospital	Centura Health Adventist	Medium	55	Urban	\$64,580,309	\$89,699,487	\$94,724,315	\$128,344,926	\$151,320,214	\$167,724,152
3 - Denver	National Jewish Health		Medium	46	Urban	\$55,100,332	\$62,078,046	\$86,449,830	\$98,485,859	\$107,318,428	\$120,901,842
3 - Denver	OrthoColorado Hospital	Centura Health CHI	Medium	48	Urban	\$93,808,004	\$103,228,294	\$145,042,771	\$163,267,167	\$180,594,864	\$195,842,260
3 - Denver	Children's Hospital Colorado	Children's Hospital CO	Large	465	Urban	\$11,119,303	\$13,618,048	\$15,542,505	\$6,791,071	\$10,371,909	\$8,749,941
3 - Denver	Denver Health Medical Center		Large	555	Urban	\$237,788,171	\$278,360,645	\$260,964,522	\$288,792,284	\$334,322,356	\$550,657,400
3 - Denver	Littleton Adventist Hospital	Centura Health Adventist	Large	231	Urban	\$465,529,559	\$511,442,720	\$554,588,276	\$591,887,775	\$653,272,052	\$701,841,873
3 - Denver	Lutheran Medical Center	SCL Health	Large	362	Urban	\$588,437,941	\$627,039,080	\$719,078,845	\$801,074,968	\$793,744,426	\$901,314,158
3 - Denver	North Suburban Medical Center	HealthONE	Large	157	Urban	Charges by system until 2019				\$460,714,939	\$553,898,000
3 - Denver	Parker Adventist Hospital	Centura Health Adventist	Large	170	Urban	\$251,576,455	\$305,471,548	\$358,124,158	\$405,946,351	\$460,714,939	\$484,694,577
3 - Denver	Platte Valley Medical Center	SCL Health	Large	98	Urban	\$87,170,606	\$81,509,717	\$103,287,727	\$110,666,067	\$122,954,409	\$119,048,902
3 - Denver	Porter Adventist Hospital	Centura Health Adventist	Large	368	Urban	\$543,022,606	\$602,652,855	\$648,990,041	\$680,971,913	\$687,607,683	\$687,056,535
3 - Denver	Presbyterian/St. Luke's Medical Center	HealthONE	Large	680	Urban	Charges by system until 2019				\$854,871,000	\$910,636,000
3 - Denver	Rose Medical Center	HealthONE	Large	402	Urban	Charges by system until 2019				\$1,612,628,000	\$1,612,628,000
3 - Denver	Sky Ridge Medical Center	HealthONE	Large	284	Urban	Charges by system until 2019				\$816,360,495	\$921,799,860
3 - Denver	St. Anthony Hospital	Centura Health CHI	Large	237	Urban	\$649,992,195	\$709,777,073	\$746,373,084	\$797,008,523	\$816,360,495	\$921,799,860
3 - Denver	St. Anthony North Health Campus	Centura Health CHI	Large	100	Urban	\$258,794,708	\$244,582,568	\$242,851,336	\$261,151,062	\$305,035,333	\$369,875,770
3 - Denver	St. Joseph Hospital	SCL Health	Large	400	Urban	\$763,602,699	\$821,689,013	\$912,147,059	\$995,854,852	\$1,043,954,735	\$1,156,741,022
3 - Denver	Swedish Medical Center	HealthONE	Large	408	Urban	Charges by system until 2019				\$2,029,725,000	\$1,349,363,000
3 - Denver	The Medical Center of Aurora	HealthONE	Large	346	Urban	Charges by system until 2019				\$3,278,574,696	\$3,278,574,696
3 - Denver	UCHealth University of Colorado Hospital	UCHealth	Large	699	Urban	\$4,093,398,000	\$4,621,931,000	\$5,211,607,000	\$6,056,447,000	\$6,926,156,000	\$7,311,121,000
3 - Denver	HealthONE System (Charges by system until 2019)	HealthONE		2277		\$9,702,223,933	\$10,831,810,301	\$12,121,044,712	\$13,715,071,333	\$15,462,012,935	\$16,975,012,628
Total				6238		\$9,702,223,933	\$10,831,810,301	\$12,121,044,712	\$13,715,071,333	\$15,462,012,935	\$16,975,012,628
4 - Ft. Collins	Banner Fort Collins Medical Center	Banner Health	Small	23	Urban	Opened 4/3/2015		\$25,402,905	\$34,148,768	\$40,337,616	\$37,190,231
4 - Ft. Collins	Estes Park Health		Small	25	CAH	\$27,680,709	\$29,518,272	\$31,619,860	\$37,659,690	\$44,057,339	\$48,962,377
4 - Ft. Collins	McKee Medical Center	Banner Health	Large	115	Urban	\$183,120,967	\$199,732,147	\$173,878,276	\$203,656,218	\$224,579,420	\$188,782,394
4 - Ft. Collins	UCHealth Medical Center of the Rockies	UCHealth	Large	174	Urban	\$425,890,524	\$475,089,996	\$533,978,582	\$631,204,429	\$716,315,643	\$850,836,043
4 - Ft. Collins	UCHealth Poudre Valley Hospital	UCHealth	Large	255	Urban	\$453,870,745	\$510,550,690	\$575,563,803	\$725,635,124	\$790,715,255	\$877,743,138
Total				592		\$1,090,562,945	\$1,214,891,106	\$1,340,443,426	\$1,632,304,230	\$1,816,005,273	\$2,003,514,183
5 - Grand Junction	Colorado Canyons Hospital and Medical Center		Small	25	CAH			\$29,834,951	\$34,070,455	\$34,565,473	\$45,976,685
5 - Grand Junction	Community Hospital		Medium	44	Urban					\$584,459,586	\$229,526,910
5 - Grand Junction	St. Mary's Hospital & Medical Center, Inc.	SCL Health	Large	346	Urban	\$413,492,391	\$456,705,861	\$479,614,602	\$533,610,018	\$584,459,586	\$616,110,931
Total				415		\$413,492,391	\$456,705,861	\$509,449,553	\$567,680,473	\$619,025,059	\$891,614,526
6 - Greeley	UCHealth Longs Peak Hospital	UCHealth	Medium	51	Urban	Opened 8/31/2017				\$75,161,571	\$148,915,569
6 - Greeley	North Colorado Medical Center	Banner Health	Large	378	Urban	\$654,595,145	\$620,079,483	\$713,173,825	\$748,764,591	\$781,584,097	\$515,962,241
Total				479		\$654,595,145	\$620,079,483	\$713,173,825	\$748,764,591	\$856,745,669	\$664,877,810
7 - Pueblo	Parkview Medical Center		Large	350	Urban	\$502,043,684	\$521,537,865	\$599,873,205	\$651,168,018	\$698,284,260	\$1,195,902,122
7 - Pueblo	St. Mary-Corwin Medical Center	Centura Health CHI	Large	408	Urban	\$336,186,553	\$354,114,670	\$401,677,451	\$436,045,824	\$429,238,229	\$331,005,932
Total				758		\$838,230,237	\$875,652,535	\$1,001,550,656	\$1,087,213,842	\$1,127,522,489	\$1,526,908,054
8 - East	Arkansas Valley Regional Medical Center		Medium	55	CAH	\$34,205,423	\$30,675,066	\$36,374,610	\$36,347,823	\$35,566,132	\$34,132,805
8 - East	East Morgan County Hospital	Banner Health	Small	25	CAH	\$26,162,638	\$31,331,057	\$26,816,183	\$29,325,215	\$27,376,634	\$25,516,987
8 - East	Haxton Hospital District		Small	25	CAH		\$4,100,331	\$3,579,716	\$4,054,840	\$4,469,377	
8 - East	Heart of the Rockies Regional Medical Center		Small	25	CAH	\$36,716,527	\$42,031,424	\$48,926,926	\$70,294,782	\$85,965,591	\$88,976,181
8 - East	Keefe Memorial Health Service District		Small	25	CAH*						\$3,593,482
8 - East	Kit Carson County Health Service District		Small	19	CAH*	\$7,245,628	\$7,690,728	\$7,916,554	\$7,040,109	\$7,425,386	
8 - East	Lincoln Community Hospital		Small	15	CAH*						\$12,144,050
8 - East	Melissa Memorial Hospital		Small	15	CAH	\$6,394,722	\$6,620,076	\$6,851,781		\$14,217,747	\$12,891,243
8 - East	Mt. San Rafael Hospital		Small	25	CAH*	\$24,970,511	\$26,023,383	\$25,378,075	\$28,540,688	\$30,712,501	\$30,994,133
8 - East	Prowers Medical Center		Small	25	CAH						\$19,813,882
8 - East	Rio Grande Hospital		Small	17	CAH	\$12,616,870	\$13,094,904	\$14,937,663	\$14,901,195	\$18,350,379	\$18,844,884
8 - East	San Luis Valley Health Conejos County Hospital	San Luis Valley	Small	17	CAH	\$5,616,523	\$6,628,547	\$6,252,607	\$6,623,978	\$7,556,509	\$8,703,346
8 - East	Sedgewick County Health Center		Small	15	CAH*	\$5,876,470	\$5,964,348	\$5,998,218	\$6,488,622	\$7,154,096	\$8,302,396
8 - East	Southeast Colorado Hospital District		Small	23	CAH*	\$10,865,083	\$11,400,519	\$12,606,693	\$11,355,766	\$12,945,139	\$11,232,880
8 - East	Spanish Peaks Regional Health Center		Small	20	CAH*				\$11,361,199	\$11,944,887	\$12,031,921
8 - East	St. Thomas More Hospital	Centura Health CHI	Small	25	CAH	\$61,850,237	\$67,706,245	\$78,913,185	\$84,845,025	\$89,089,230	\$95,672,565
8 - East	Sterling Regional MedCenter	Banner Health	Small	25	Rural	\$56,007,659	\$52,166,151	\$55,596,401	\$63,213,923	\$65,087,762	\$56,688,596
8 - East	Weisbrod Memorial County Hospital		Small	25	CAH*	\$2,233,844	\$1,934,231	\$1,760,131	\$2,295,952	\$2,061,286	\$2,759,318
8 - East	Wray Community District Hospital		Small	16	CAH*	\$6,740,355	\$6,627,374	\$6,792,393	\$9,787,241	\$11,010,748	\$13,000,609
8 - East	Yuma District Hospital		Small	15	CAH*						\$49,776,664
8 - East	Colorado Plains Medical Center		Medium	50	Rural	\$44,963,720	\$48,691,568	\$51,612,957	\$53,546,864	\$52,070,734	\$49,776,664
8 - East	San Luis Valley Health Regional Medical Center	San Luis Valley	Medium	49	Rural	\$45,667,543	\$53,944,633	\$59,072,069	\$68,099,947	\$76,077,889	\$82,870,367
Total				551		\$388,133,755	\$416,630,585	\$449,386,162	\$508,123,170	\$559,082,027	\$587,946,309
9 - West	Animas Surgical Hospital		Small	12	Rural					\$55,053,232	\$45,129,743
9 - West	Aspen Valley Hospital		Small	25	CAH					\$38,934,787	\$33,129,573
9 - West	Grand River Hospital District		Small	25	CAH	\$21,358,391	\$23,650,621	\$26,744,409	\$33,855,669	\$34,232,824	\$38,934,787
9 - West	Gunnison Valley Health		Small	24	CAH	\$14,317,967	\$15,224,358	\$19,358,511	\$22,747,666	\$31,825,273	\$33,129,573
9 - West	Memorial Regional Health		Small	25	CAH*						\$22,886,294
9 - West	Middle Park Medical Center - Kremmling		Small	23	CAH						\$14,043,095
9 - West	Pagosa Springs Medical Center		Small	11	CAH						\$2,685,048
9 - West	Pioneers Medical Center		Medium	40	CAH*	\$5,737,302	\$5,305,716	\$8,171,838	\$8,897,699	\$8,624,348	\$14,043,095
9 - West	Rangely District Hospital		Small	25	CAH*	\$2,635,030	\$3,170,449	\$2,568,888	\$2,447,202	\$2,685,048	
9 - West	Southwest Health System, Inc.		Small	25	CAH						\$3,245,128
9 - West	St. Vincent General Hospital District		Small	25	CAH	\$4,733,095	\$2,185,815	\$2,379,112	\$2,928,327	\$3,245,128	\$3,382,197
9 - West	Delta County Memorial Hospital		Medium	49	Rural	\$70,713,425	\$75,847,348	\$83,307,989	\$90,537,648	\$103,740,802	\$112,812,580
9 - West	Mercy Regional Medical Center	Centura Health CHI	Medium	82	Rural	\$160,622,814	\$196,088,694	\$210,727,081			

Hospital Expenditure Report Detailed Data by Hospital

Total Charges Self Pay											
DOI	Hospital	System	Size	Beds		2014	2015	2016	2017	2018	2019
1 - Boulder	Avista Adventist Hospital	Centura Health Adventist	Large	114	Urban	\$6,602,038	\$4,148,035	\$5,194,461	\$14,217,927	\$17,431,121	\$29,387,337
1 - Boulder	Boulder Community Health		Large	167	Urban	\$29,220,875	\$22,857,440	\$25,035,284	\$30,309,568	\$36,317,789	\$30,645,795
1 - Boulder	Good Samaritan Medical Center	SCL Health	Large	234	Urban	\$16,532,306	\$16,949,107	\$13,960,344	\$17,775,583	\$21,440,330	\$20,224,063
1 - Boulder	Longmont United Hospital	Centura Health CHI	Large	186	Urban				\$11,870,190	\$12,473,642	\$25,860,300
<b>Total</b>				<b>701</b>		<b>\$52,355,219</b>	<b>\$43,954,582</b>	<b>\$44,190,089</b>	<b>\$74,173,267</b>	<b>\$87,662,882</b>	<b>\$106,117,495</b>
2 - Colorado Springs	Children's Hospital Colorado Springs	Children's Hospital CO	Large	99	Urban	Opened 5/28/2019					\$3,658,910
2 - Colorado Springs	UCHealth Grandview Hospital	UCHealth	Small	22	Urban	Opened 1/1/2017				\$6,850,766	\$5,982,036
2 - Colorado Springs	UCHealth Pikes Peak Regional Hospital	UCHealth	Small	15	CAH					\$399,696	\$1,688,793
2 - Colorado Springs	Penrose-St. Francis Health Services	Centura Health CHI	Large	522	Urban	\$43,264,624	\$30,290,365	\$27,394,302	\$44,075,723	\$42,059,988	\$66,088,197
2 - Colorado Springs	UCHealth Memorial Hospital Central	UCHealth	Large	553	Urban	\$149,323,288	\$68,413,507	\$70,932,011	\$78,712,576	\$100,102,100	\$99,288,924
<b>Total</b>				<b>1112</b>		<b>\$192,587,912</b>	<b>\$98,703,872</b>	<b>\$98,326,313</b>	<b>\$122,788,299</b>	<b>\$149,415,060</b>	<b>\$173,037,260</b>
3 - Denver	UCHealth Broomfield Hospital	UCHealth	Medium	40	Urban	Opened 9/1/2016				\$12,945,065	\$5,971,561
3 - Denver	Castle Rock Adventist Hospital	Centura Health Adventist	Medium	55	Urban	\$7,841,912	\$5,557,222	\$5,617,894	\$12,260,995	\$16,506,462	\$22,615,698
3 - Denver	National Jewish Health		Medium	46	Urban	\$581,474	\$576,255	\$748,474	\$923,740	\$820,854	\$875,393
3 - Denver	OrthoColorado Hospital	Centura Health CHI	Medium	48	Urban	\$861,893	\$398,716	\$1,134,270	\$967,065	\$1,824,292	\$1,955,993
3 - Denver	Children's Hospital Colorado	Children's Hospital CO	Large	465	Urban	\$13,227,002	\$13,138,774	\$12,595,336	\$20,418,963	\$20,846,367	\$23,736,614
3 - Denver	Denver Health Medical Center		Large	555	Urban	\$46,143,054	\$149,101,401	\$167,491,697	\$158,193,199	\$167,676,634	\$308,859,941
3 - Denver	Littleton Adventist Hospital	Centura Health Adventist	Large	231	Urban	\$25,150,727	\$16,420,545	\$14,845,247	\$20,366,623	\$17,760,114	\$41,260,173
3 - Denver	Lutheran Medical Center	SCL Health	Large	362	Urban	\$56,072,590	\$38,646,568	\$36,346,866	\$35,812,039	\$49,239,635	\$53,384,295
3 - Denver	North Suburban Medical Center	HealthONE	Large	157	Urban	Charges by system until 2019				\$20,752,513	\$29,184,421
3 - Denver	Parker Adventist Hospital	Centura Health Adventist	Large	170	Urban	\$28,370,812	\$22,308,894	\$20,752,513	\$25,316,557	\$27,184,421	\$39,200,021
3 - Denver	Platte Valley Medical Center	SCL Health	Large	98	Urban	\$17,164,097	\$14,653,235	\$15,992,786	\$18,696,372	\$16,876,673	\$19,492,284
3 - Denver	Porter Adventist Hospital	Centura Health Adventist	Large	368	Urban	\$24,785,946	\$14,766,541	\$13,547,020	\$19,106,346	\$19,847,708	\$39,298,235
3 - Denver	Presbyterian/St. Luke's Medical Center	HealthONE	Large	680	Urban	Charges by system until 2019				\$160,322,000	\$141,592,000
3 - Denver	Rose Medical Center	HealthONE	Large	402	Urban	Charges by system until 2019				\$89,368,000	\$89,368,000
3 - Denver	Sky Ridge Medical Center	HealthONE	Large	284	Urban	Charges by system until 2019				\$36,825,871	\$47,567,767
3 - Denver	St. Anthony Hospital	Centura Health CHI	Large	237	Urban	\$61,776,472	\$36,676,130	\$40,381,125	\$20,680,093	\$24,996,587	\$26,418,161
3 - Denver	St. Anthony North Health Campus	Centura Health CHI	Large	100	Urban	\$40,381,125	\$21,080,419	\$20,680,093	\$24,996,587	\$26,418,161	\$43,450,265
3 - Denver	St. Joseph Hospital	SCL Health	Large	400	Urban	\$105,055,661	\$100,485,222	\$84,979,565	\$100,115,271	\$106,719,280	\$119,199,392
3 - Denver	Swedish Medical Center	HealthONE	Large	408	Urban	Charges by system until 2019				\$151,596,000	\$199,674,000
3 - Denver	The Medical Center of Aurora	HealthONE	Large	346	Urban	Charges by system until 2019				\$312,774,919	\$175,632,067
3 - Denver	UCHealth University of Colorado Hospital	UCHealth	Large	699	Urban	\$312,774,919	\$175,632,067	\$171,814,828	\$198,928,246	\$219,089,590	\$202,833,651
3 - Denver	HealthONE System (Charges by system until 2019)	HealthONE		2277		\$486,093,000	\$557,160,002	\$573,825,000	\$665,713,000	\$786,043,000	\$877,328,000
<b>Total</b>				<b>6238</b>		<b>\$1,326,280,683</b>	<b>\$1,166,601,991</b>	<b>\$1,177,197,833</b>	<b>\$1,349,382,770</b>	<b>\$1,534,568,983</b>	<b>\$1,861,176,660</b>
4 - Ft. Collins	Banner Fort Collins Medical Center	Banner Health	Small	23	Urban	Opened 4/3/2015			\$1,120,824	\$757,944	\$1,608,825
4 - Ft. Collins	Estes Park Health		Small	25	CAH	\$1,508,286	\$1,218,413	\$1,746,023	\$1,809,860	\$3,230,103	\$3,335,856
4 - Ft. Collins	McKee Medical Center	Banner Health	Large	115	Urban	\$10,736,908	\$3,714,807	\$3,687,204	\$6,008,760	\$2,874,345	\$10,214,430
4 - Ft. Collins	UCHealth Medical Center of the Rockies	UCHealth	Large	174	Urban	\$49,309,875	\$28,620,535	\$30,021,588	\$28,699,137	\$37,087,369	\$35,620,297
4 - Ft. Collins	UCHealth Poudre Valley Hospital	UCHealth	Large	255	Urban	\$56,961,651	\$32,151,466	\$30,630,141	\$32,643,168	\$36,390,275	\$35,195,082
<b>Total</b>				<b>592</b>		<b>\$118,516,721</b>	<b>\$65,705,221</b>	<b>\$67,205,780</b>	<b>\$69,918,870</b>	<b>\$81,730,918</b>	<b>\$86,656,036</b>
5 - Grand Junction	Colorado Canyons Hospital and Medical Center		Small	25	CAH			\$1,247,610	\$1,120,000	\$2,540,515	\$2,259,165
5 - Grand Junction	Community Hospital		Medium	44	Urban						\$10,452,449
5 - Grand Junction	St. Mary's Hospital & Medical Center, Inc.	SCL Health	Large	346	Urban	\$31,299,216	\$31,660,257	\$37,088,748	\$38,774,257	\$42,637,155	\$37,715,447
<b>Total</b>				<b>415</b>		<b>\$31,299,216</b>	<b>\$31,660,257</b>	<b>\$38,336,358</b>	<b>\$39,894,257</b>	<b>\$45,177,670</b>	<b>\$50,426,961</b>
6 - Greeley	UCHealth Longs Peak Hospital	UCHealth	Medium	51	Urban	Opened 8/31/2017				\$8,529,145	\$13,335,362
6 - Greeley	North Colorado Medical Center	Banner Health	Large	378	Urban	\$91,969,584	\$65,243,666	\$13,341,368	\$9,108,942	\$12,770,217	\$44,243,869
<b>Total</b>				<b>479</b>		<b>\$91,969,584</b>	<b>\$65,243,666</b>	<b>\$13,341,368</b>	<b>\$9,108,942</b>	<b>\$21,299,362</b>	<b>\$57,579,231</b>
7 - Pueblo	Parkview Medical Center		Large	350	Urban	\$30,952,420	\$18,757,466	\$19,464,920	\$22,220,425	\$25,956,806	\$32,052,625
7 - Pueblo	St. Mary-Corwin Medical Center	Centura Health CHI	Large	408	Urban	\$8,666,465	\$4,875,038	\$4,390,065	\$7,055,791	\$8,092,930	\$12,276,186
<b>Total</b>				<b>758</b>		<b>\$39,618,885</b>	<b>\$23,632,504</b>	<b>\$23,854,985</b>	<b>\$29,276,216</b>	<b>\$34,049,736</b>	<b>\$44,328,811</b>
8 - East	Arkansas Valley Regional Medical Center		Medium	55	CAH	\$5,929,705	\$2,556,162	\$2,165,193	\$2,037,876	\$2,558,833	\$4,153,549
8 - East	East Morgan County Hospital	Banner Health	Small	25	CAH	\$978,167	\$925,511	\$1,298,617	\$1,543,799	\$1,778,012	\$2,006,060
8 - East	Haxton Hospital District		Small	25	CAH		\$737,496	\$979,340	\$777,645	\$965,364	\$5,301,489
8 - East	Heart of the Rockies Regional Medical Center		Small	25	CAH	\$3,110,312	\$3,025,531	\$3,591,686	\$3,535,707	\$4,576,038	\$287,243
8 - East	Keefe Memorial Health Service District		Small	25	CAH*						\$1,580,912
8 - East	Kit Carson County Health Service District		Small	19	CAH*	\$936,188	\$1,076,587	\$955,436	\$1,274,091	\$947,696	
8 - East	Lincoln Community Hospital		Small	15	CAH*						\$465,252
8 - East	Melissa Memorial Hospital		Small	15	CAH	\$606,780	\$464,436	\$322,818	\$2,971,476	\$507,300	\$2,039,268
8 - East	Mt. San Rafael Hospital		Small	25	CAH*	\$3,400,716	\$2,827,342	\$3,202,919	\$2,971,476	\$3,859,007	\$2,529,229
8 - East	Prowers Medical Center		Small	25	CAH						\$1,736,987
8 - East	Rio Grande Hospital		Small	17	CAH	\$1,560,508	\$1,479,247	\$1,543,156	\$1,660,280	\$1,708,169	\$628,680
8 - East	San Luis Valley Health Conejos County Hospital	San Luis Valley	Small	17	CAH	\$1,093,416	\$669,988	\$450,292	\$402,386	\$606,416	\$2,322,202
8 - East	Sedgewick County Health Center		Small	15	CAH*	\$1,751,830	\$1,794,809	\$1,599,603	\$1,667,859	\$1,819,737	\$1,890,543
8 - East	Southeast Colorado Hospital District		Small	23	CAH*	\$980,568	\$589,055	\$397,661	\$460,156	\$626,487	\$572,721
8 - East	Spanish Peaks Regional Health Center		Small	20	CAH*				\$3,577,760	\$3,697,009	\$5,778,193
8 - East	St. Thomas More Hospital	Centura Health CHI	Small	25	CAH	\$3,978,444	\$2,916,811	\$2,650,011	\$3,477,760	\$2,074,033	\$2,737,289
8 - East	Sterling Regional MedCenter	Banner Health	Small	25	Rural	\$2,439,694	\$2,254,800	\$1,474,024	\$1,496,338	\$2,074,033	\$2,553,569
8 - East	Weisbrod Memorial County Hospital		Small	25	CAH*	\$497,806	\$440,557	\$472,511	\$503,901	\$520,027	\$553,569
8 - East	Wray Community District Hospital		Small	16	CAH*	\$786,494	\$549,875	\$698,015	\$640,721	\$659,052	\$744,452
8 - East	Yuma District Hospital		Small	15	CAH*						\$5,477,787
8 - East	Colorado Plains Medical Center		Medium	50	Rural	\$10,026,042	\$8,688,643	\$10,326,901	\$9,508,499	\$9,269,138	\$7,929,582
8 - East	San Luis Valley Health Regional Medical Center	San Luis Valley	Medium	49	Rural	\$10,026,231	\$5,377,475	\$6,532,988	\$6,187,916	\$9,778,900	\$48,935,097
<b>Total</b>				<b>551</b>		<b>\$48,102,901</b>	<b>\$36,374,325</b>	<b>\$38,661,172</b>	<b>\$38,614,395</b>	<b>\$46,720,035</b>	<b>\$48,935,097</b>
9 - West	Animas Surgical Hospital		Small	12	Rural					\$8,749,507	\$5,701,530
9 - West	Aspen Valley Hospital		Small	25	CAH					\$8,491,695	\$5,468,256
9 - West	Grand River Hospital District		Small	25	CAH	\$8,084,963	\$7,063,090	\$7,179,886	\$7,914,043	\$8,491,695	\$5,468,256
9 - West	Gunnison Valley Health		Small	24	CAH	\$1,944,172	\$2,443,520	\$1,966,878	\$2,912,919	\$3,455,865	\$2,809,930
9 - West	Memorial Regional Health		Small	25	CAH*						\$587,291
9 - West	Middle Park Medical Center - Kremmling		Small	23	CAH						\$841,469
9 - West	Pagosa Springs Medical Center		Small	11	CAH						\$5,187,073
9 - West	Pioneers Medical Center		Medium	40	CAH*	\$643,146	\$6,494,616	\$9,433,176	\$7,968,557	\$846,571	\$15,889,095
9 - West	Rangely District Hospital		Small	25	CAH*	\$334,047	\$382,016	\$682,307	\$685,693	\$757,568	\$8,030,745
9 - West	Southwest Health System, Inc.		Small	25	CAH						\$21,642,055
9 - West	St. Vincent General Hospital District		Small	25	CAH	\$2,152,516	\$1,323,438	\$1,434,310	\$1,733,377	\$1,079,432	\$4,364,265
9 - West	Delta County Memorial Hospital		Medium	49	Rural	\$3,830,980	\$3,820,855	\$3,652,118	\$4,248,143	\$4,362,484	\$11,879,990
9 - West	Mercy Regional Medical Center	Centura Health CHI	Medium	82	Rural	\$10,128,323	\$6,857,095	\$6,971,575	\$13,074,095	\$9,277,242	\$15,889,095
9 - West	Montrose Memorial Hospital		Medium	75	Rural						\$4,817,277
9 - West	St. Anthony Summit Medical Center	Centura Health CHI	Medium	35	Rural	\$8,344,218	\$7,178,218	\$7,096,711	\$12,501,75		

Hospital Expenditure Report Detailed Data by Hospital

Total Charges Total											
DOI	Hospital	System	Size	Beds		2014	2015	2016	2017	2018	2019
1 - Boulder	Avista Adventist Hospital	Centura Health Adventist	Large	114	Urban	\$319,821,717	\$340,438,823	\$383,457,587	\$403,491,521	\$484,882,304	\$625,015,467
1 - Boulder	Boulder Community Health		Large	167	Urban	\$1,128,426,649	\$1,253,982,704	\$1,402,741,958	\$1,527,213,594	\$1,583,646,441	\$1,687,959,423
1 - Boulder	Good Samaritan Medical Center	SCL Health	Large	234	Urban	\$1,184,413,576	\$1,252,386,648	\$1,337,348,020	\$1,455,246,713	\$1,491,696,083	\$1,474,869,482
1 - Boulder	Longmont United Hospital	Centura Health CHI	Large	186	Urban			\$578,662,153	\$640,358,356	\$635,260,370	\$640,938,426
<b>Total</b>				<b>701</b>		<b>\$2,632,661,942</b>	<b>\$2,846,808,175</b>	<b>\$3,702,209,718</b>	<b>\$4,026,310,185</b>	<b>\$4,195,485,198</b>	<b>\$4,428,782,798</b>
2 - Colorado Springs	Children's Hospital Colorado Springs	Children's Hospital CO	Large	99	Urban	Opened 5/28/2019					\$276,463,910
2 - Colorado Springs	UCHealth Grandview Hospital	UCHealth	Small	22	Urban	Opened 1/1/2017				\$125,898,781	\$150,909,270
2 - Colorado Springs	UCHealth Pikes Peak Regional Hospital	UCHealth	Small	15	CAH					\$11,218,588	\$49,597,589
2 - Colorado Springs	Penrose-St. Francis Health Services	Centura Health CHI	Large	522	Urban	\$2,018,391,988	\$2,280,402,729	\$2,487,917,748	\$2,754,468,195	\$3,085,541,388	\$3,492,577,879
2 - Colorado Springs	UCHealth Memorial Hospital Central	UCHealth	Large	553	Urban	\$2,007,467,633	\$2,187,854,938	\$2,607,154,642	\$3,051,971,728	\$3,658,383,769	\$4,079,634,762
<b>Total</b>				<b>1112</b>		<b>\$4,065,899,621</b>	<b>\$4,468,257,667</b>	<b>\$5,095,072,390</b>	<b>\$5,806,439,923</b>	<b>\$6,881,042,526</b>	<b>\$7,743,399,500</b>
3 - Denver	UCHealth Broomfield Hospital	UCHealth	Medium	40	Urban	Opened 9/1/2016				\$146,491,651	\$88,157,838
3 - Denver	Castle Rock Adventist Hospital	Centura Health Adventist	Medium	55	Urban	\$201,958,512	\$273,153,417	\$298,154,395	\$376,625,398	\$453,070,222	\$501,413,301
3 - Denver	National Jewish Health		Medium	46	Urban	\$145,299,706	\$161,894,748	\$219,803,939	\$230,239,322	\$237,858,324	\$254,732,758
3 - Denver	OrthoColorado Hospital	Centura Health CHI	Medium	48	Urban	\$206,948,936	\$236,015,852	\$310,018,755	\$322,052,730	\$356,330,563	\$372,379,031
3 - Denver	Children's Hospital Colorado	Children's Hospital CO	Large	465	Urban	\$2,177,945,044	\$2,227,178,563	\$2,289,318,626	\$2,506,512,977	\$2,827,003,615	\$3,004,329,297
3 - Denver	Denver Health Medical Center		Large	555	Urban	\$1,878,875,785	\$2,058,906,272	\$2,113,879,042	\$2,282,875,125	\$2,423,198,236	\$2,668,611,242
3 - Denver	Littleton Adventist Hospital	Centura Health Adventist	Large	231	Urban	\$1,088,237,918	\$1,157,788,664	\$1,218,937,634	\$1,292,346,831	\$1,384,605,822	\$1,492,776,228
3 - Denver	Lutheran Medical Center	SCL Health	Large	362	Urban	\$1,315,760,591	\$1,369,368,564	\$1,550,494,476	\$1,714,484,500	\$1,766,450,410	\$1,812,325,140
3 - Denver	North Suburban Medical Center	HealthONE	Large	157	Urban	Charges by system until 2019				\$1,814,326,000	\$1,814,326,000
3 - Denver	Parker Adventist Hospital	Centura Health Adventist	Large	170	Urban	\$789,201,481	\$934,038,779	\$1,066,073,532	\$1,135,305,596	\$1,238,608,738	\$1,299,144,127
3 - Denver	Platte Valley Medical Center	SCL Health	Large	98	Urban	\$263,531,562	\$255,531,040	\$296,287,657	\$331,141,208	\$348,420,303	\$373,933,706
3 - Denver	Porter Adventist Hospital	Centura Health Adventist	Large	368	Urban	\$1,161,980,435	\$1,336,669,955	\$1,365,036,820	\$1,408,850,838	\$1,418,000,282	\$1,405,565,208
3 - Denver	Presbyterian/St. Luke's Medical Center	HealthONE	Large	680	Urban	Charges by system until 2019				\$3,550,513,000	\$3,550,513,000
3 - Denver	Rose Medical Center	HealthONE	Large	402	Urban	Charges by system until 2019				\$2,400,168,000	\$2,400,168,000
3 - Denver	Sky Ridge Medical Center	HealthONE	Large	284	Urban	Charges by system until 2019				\$3,756,462,000	\$3,756,462,000
3 - Denver	St. Anthony Hospital	Centura Health CHI	Large	237	Urban	\$1,567,043,281	\$1,737,952,615	\$1,839,044,182	\$1,896,059,640	\$1,889,690,082	\$1,990,668,668
3 - Denver	St. Anthony North Health Campus	Centura Health CHI	Large	100	Urban	\$616,788,909	\$607,536,033	\$657,644,176	\$691,875,239	\$779,237,632	\$946,286,501
3 - Denver	St. Joseph Hospital	SCL Health	Large	400	Urban	\$1,893,323,127	\$2,060,242,353	\$2,222,748,651	\$2,460,666,697	\$2,515,305,192	\$2,721,733,518
3 - Denver	Swedish Medical Center	HealthONE	Large	408	Urban	Charges by system until 2019				\$4,764,992,000	\$4,764,992,000
3 - Denver	The Medical Center of Aurora	HealthONE	Large	346	Urban	Charges by system until 2019				\$3,220,604,000	\$3,220,604,000
3 - Denver	UCHealth University of Colorado Hospital	UCHealth	Large	699	Urban	\$4,504,008,608	\$5,129,785,441	\$5,811,795,699	\$6,610,543,946	\$7,834,571,348	\$8,959,465,803
3 - Denver	HealthONE System (Charges by system until 2019)	HealthONE	Large	2277		\$12,167,444,000	\$13,601,962,000	\$15,465,377,000	\$17,406,228,000	\$19,623,101,000	\$19,507,265,000
<b>Total</b>				<b>6238</b>		<b>\$29,978,358,896</b>	<b>\$33,148,024,299</b>	<b>\$36,724,614,583</b>	<b>\$40,665,088,046</b>	<b>\$45,244,833,420</b>	<b>\$47,441,837,564</b>
4 - Ft. Collins	Banner Fort Collins Medical Center	Banner Health	Small	23	Urban	Opened 4/3/2015				\$83,195,834	\$95,105,801
4 - Ft. Collins	Estes Park Health		Small	25	CAH	\$53,213,419	\$60,925,781	\$62,718,134	\$71,244,906	\$90,001,168	\$91,198,538
4 - Ft. Collins	McKee Medical Center	Banner Health	Large	115	Urban	\$348,476,247	\$363,004,207	\$361,343,711	\$371,913,135	\$382,255,128	\$401,904,555
4 - Ft. Collins	UCHealth Medical Center of the Rockies	UCHealth	Large	174	Urban	\$869,554,461	\$997,281,519	\$1,093,317,550	\$1,240,804,026	\$1,424,626,583	\$1,632,957,032
4 - Ft. Collins	UCHealth Poudre Valley Hospital	UCHealth	Large	255	Urban	\$1,053,658,386	\$1,173,930,030	\$1,304,984,712	\$1,573,342,917	\$1,705,651,321	\$1,837,750,089
<b>Total</b>				<b>592</b>		<b>\$2,324,902,513</b>	<b>\$2,595,141,537</b>	<b>\$2,894,138,212</b>	<b>\$3,340,500,818</b>	<b>\$3,691,640,301</b>	<b>\$4,073,535,289</b>
5 - Grand Junction	Colorado Canyons Hospital and Medical Center		Small	25	CAH		\$66,439,529	\$68,506,085	\$75,885,538	\$82,575,498	\$106,376,775
5 - Grand Junction	Community Hospital		Medium	44	Urban					\$535,454,708	\$535,454,708
5 - Grand Junction	St. Mary's Hospital & Medical Center, Inc.	SCL Health	Large	346	Urban	\$1,023,956,931	\$1,066,596,801	\$1,119,850,902	\$1,202,409,737	\$1,267,746,939	\$1,320,127,071
<b>Total</b>				<b>415</b>		<b>\$1,023,956,931</b>	<b>\$1,133,036,330</b>	<b>\$1,188,356,177</b>	<b>\$1,278,295,275</b>	<b>\$1,300,322,437</b>	<b>\$1,961,958,554</b>
6 - Greeley	UCHealth Longs Peak Hospital	UCHealth	Medium	51	Urban	Opened 8/31/2017				\$206,001,667	\$385,221,558
6 - Greeley	North Colorado Medical Center	Banner Health	Large	378	Urban	\$966,593,802	\$1,007,141,780	\$1,053,924,570	\$1,106,255,656	\$1,129,073,114	\$1,158,933,058
<b>Total</b>				<b>479</b>		<b>\$966,593,802</b>	<b>\$1,007,141,780</b>	<b>\$1,053,924,570</b>	<b>\$1,106,255,656</b>	<b>\$1,130,074,781</b>	<b>\$1,544,154,616</b>
7 - Pueblo	Parkview Medical Center		Large	350	Urban	\$1,383,685,372	\$1,477,173,824	\$1,711,700,700	\$1,887,459,947	\$2,091,592,831	\$2,276,650,767
7 - Pueblo	St. Mary-Corwin Medical Center	Centura Health CHI	Large	408	Urban	\$1,710,768,952	\$757,631,004	\$829,523,220	\$887,666,942	\$858,513,104	\$679,774,373
<b>Total</b>				<b>758</b>		<b>\$2,094,454,324</b>	<b>\$2,234,804,828</b>	<b>\$2,541,223,920</b>	<b>\$2,775,126,889</b>	<b>\$2,950,105,935</b>	<b>\$2,956,425,140</b>
8 - East	Arkansas Valley Regional Medical Center		Medium	55	CAH	\$77,304,194	\$73,930,153	\$84,243,105	\$84,196,160	\$82,421,510	\$83,540,828
8 - East	East Morgan County Hospital	Banner Health	Small	25	CAH	\$43,851,716	\$46,349,106	\$49,154,162	\$54,652,472	\$59,022,267	\$58,299,915
8 - East	Haxton Hospital District		Small	25	CAH		\$8,065,804	\$8,104,016	\$9,706,990	\$10,121,474	
8 - East	Heart of the Rockies Regional Medical Center		Small	25	CAH	\$83,451,110	\$96,459,535	\$111,650,725	\$131,223,787	\$150,798,451	\$163,073,187
8 - East	Keefe Memorial Health Service District		Small	25	CAH*						\$7,419,627
8 - East	Kit Carson County Health Service District		Small	19	CAH*	\$17,219,926	\$17,799,890	\$17,078,746	\$16,108,148	\$16,466,820	
8 - East	Lincoln Community Hospital		Small	15	CAH*						\$28,642,800
8 - East	Melissa Memorial Hospital		Small	15	CAH	\$12,463,192	\$13,450,080	\$14,436,812		\$24,180,240	\$25,525,989
8 - East	Mt. San Rafael Hospital		Small	25	CAH*	\$61,939,841	\$65,949,832	\$68,052,686	\$75,676,459	\$80,853,023	\$81,660,215
8 - East	Prowers Medical Center		Small	25	CAH						\$49,403,428
8 - East	Rio Grande Hospital		Small	17	CAH	\$24,589,117	\$26,522,389	\$29,291,044	\$31,277,104	\$35,896,524	\$42,376,537
8 - East	San Luis Valley Health Conejos County Hospital	San Luis Valley	Small	17	CAH	\$12,810,553	\$15,375,762	\$13,851,251	\$15,859,402	\$17,090,946	
8 - East	Sedgewick County Health Center		Small	15	CAH*	\$14,058,382	\$15,078,933	\$14,925,716	\$15,477,526	\$16,236,548	\$18,802,141
8 - East	Southeast Colorado Hospital District		Small	23	CAH*	\$19,679,442	\$20,620,200	\$21,311,839	\$20,456,090	\$22,441,095	\$23,865,505
8 - East	Spanish Peaks Regional Health Center		Small	20	CAH*				\$19,911,898	\$22,383,168	\$22,594,200
8 - East	St. Thomas More Hospital	Centura Health CHI	Small	25	CAH	\$140,277,021	\$172,693,921	\$188,684,720	\$210,428,016	\$216,058,953	\$234,537,633
8 - East	Sterling Regional MedCenter	Banner Health	Small	25	Rural	\$90,726,680	\$96,290,655	\$101,135,333	\$113,154,490	\$119,469,067	\$120,259,382
8 - East	Weisbrod Memorial County Hospital		Small	25	CAH*	\$5,020,517	\$4,830,178	\$4,420,535	\$4,878,120	\$5,134,407	\$6,914,932
8 - East	Wray Community District Hospital		Small	16	CAH*	\$15,399,112	\$19,714,225	\$20,965,006	\$27,084,583	\$30,865,432	\$36,187,776
8 - East	Yuma District Hospital		Small	15	CAH*						
8 - East	Colorado Plains Medical Center		Medium	50	Rural	\$132,312,579	\$136,042,749	\$148,404,999	\$151,083,998	\$147,358,999	\$132,378,424
8 - East	San Luis Valley Health Regional Medical Center	San Luis Valley	Medium	49	Rural	\$130,192,382	\$152,364,725	\$162,171,132	\$178,016,284	\$192,353,384	\$205,730,442
<b>Total</b>				<b>551</b>		<b>\$881,295,764</b>	<b>\$981,538,137</b>	<b>\$1,057,881,827</b>	<b>\$1,157,286,497</b>	<b>\$1,247,920,764</b>	<b>\$1,358,301,907</b>
9 - West	Animas Surgical Hospital		Small	12	Rural						\$119,766,690
9 - West	Aspen Valley Hospital		Small	25	CAH						\$139,410,479
9 - West	Grand River Hospital District		Small	25	CAH	\$73,593,278	\$80,858,517	\$89,906,697	\$101,786,090	\$104,107,403	\$114,108,102
9 - West	Gunnison Valley Health		Small	24	CAH	\$49,235,746	\$52,590,107	\$62,872,599	\$69,139,605	\$87,809,605	\$97,201,230
9 - West	Memorial Regional Health		Small	25	CAH*						
9 - West	Middle Park Medical Center - Kremmling		Small	23	CAH						\$61,769,257
9 - West	Pagosa Springs Medical Center		Small	11	CAH						\$30,479,899
9 - West	Pioneers Medical Center		Medium	40	CAH*	\$15,507,610	\$16,608,279	\$24,343,953	\$24,245,770	\$18,736,047	
9 - West	Rangely District Hospital		Small	25	CAH*	\$7,587,049	\$8,765,885	\$9,001,937	\$8,136,842	\$1	

Hospital Expenditure Report Detailed Data by Hospital

Total Operating Expense											
DOI	Hospital	System	Size	Beds		2014	2015	2016	2017	2018	2019
1 - Boulder	Avista Adventist Hospital	Centura Health Adventist	Large	114	Urban	\$89,318,213	\$99,140,906	\$109,943,680	\$112,934,250	\$125,892,375	\$141,439,930
1 - Boulder	Boulder Community Health		Large	167	Urban	\$243,263,990	\$269,160,898	\$268,748,348	\$291,991,547	\$293,926,840	\$369,352,303
1 - Boulder	Good Samaritan Medical Center	SCL Health	Large	234	Urban	\$254,000,706	\$264,940,636	\$266,779,624	\$283,169,903	\$290,719,902	\$272,870,307
1 - Boulder	Longmont United Hospital	Centura Health CHI	Large	186	Urban	\$185,282,909	\$183,882,777	\$183,644,170	\$162,850,938	\$155,860,153	\$93,522,693
<b>Total</b>				<b>701</b>		<b>\$586,582,909</b>	<b>\$633,242,440</b>	<b>\$830,755,429</b>	<b>\$881,739,869</b>	<b>\$873,390,055</b>	<b>\$939,352,693</b>
2 - Colorado Springs	Children's Hospital Colorado Springs	Children's Hospital CO	Large	99	Urban	Opened 5/28/2019					\$92,994,098
2 - Colorado Springs	UCHealth Grandview Hospital	UCHealth	Small	22	Urban	Opened 1/1/2017				\$25,626,859	\$39,142,273
2 - Colorado Springs	UCHealth Pikes Peak Regional Hospital	UCHealth	Small	15	CAH					\$4,104,450	\$23,106,177
2 - Colorado Springs	Penrose-St. Francis Health Services	Centura Health CHI	Large	522	Urban	\$458,162,704	\$511,009,946	\$563,088,060	\$600,727,920	\$624,512,132	\$668,974,844
2 - Colorado Springs	UCHealth Memorial Hospital Central	UCHealth	Large	553	Urban	\$597,173,494	\$589,306,050	\$670,969,314	\$754,444,619	\$863,051,531	\$847,665,225
<b>Total</b>				<b>1112</b>		<b>\$1,055,336,197</b>	<b>\$1,100,315,996</b>	<b>\$1,234,057,374</b>	<b>\$1,355,172,539</b>	<b>\$1,517,294,972</b>	<b>\$1,578,888,519</b>
3 - Denver	UCHealth Broomfield Hospital	UCHealth	Medium	40	Urban	Opened 9/1/2016				\$53,763,961	\$45,852,883
3 - Denver	Castle Rock Adventist Hospital	Centura Health Adventist	Medium	55	Urban	\$66,988,620	\$82,739,929	\$83,818,256	\$90,227,412	\$107,955,805	\$116,138,586
3 - Denver	National Jewish Health		Medium	46	Urban	\$207,370,000	\$220,392,000	\$229,079,000	\$238,964,000	\$247,794,000	\$282,844,395
3 - Denver	OrthoColorado Hospital	Centura Health CHI	Medium	48	Urban	\$42,451,644	\$46,431,679	\$56,317,363	\$60,275,132	\$64,110,123	\$65,851,108
3 - Denver	Children's Hospital Colorado	Children's Hospital CO	Large	465	Urban	\$854,464,151	\$932,703,817	\$946,359,350	\$993,186,178	\$1,090,860,123	\$1,160,741,972
3 - Denver	Denver Health Medical Center		Large	555	Urban	\$854,551,275	\$928,049,271	\$1,017,920,803	\$1,070,867,217	\$1,078,403,937	\$1,073,934,329
3 - Denver	Littleton Adventist Hospital	Centura Health Adventist	Large	231	Urban	\$237,731,602	\$243,773,060	\$249,357,097	\$268,157,584	\$270,532,506	\$274,786,354
3 - Denver	Lutheran Medical Center	SCL Health	Large	362	Urban	\$303,970,886	\$313,882,916	\$329,474,083	\$358,394,569	\$363,533,277	\$349,672,369
3 - Denver	North Suburban Medical Center	HealthONE	Large	157	Urban	Charges by system until 2019				\$177,472,000	\$177,472,000
3 - Denver	Parker Adventist Hospital	Centura Health Adventist	Large	170	Urban	\$172,871,028	\$202,047,367	\$219,236,509	\$246,123,792	\$258,389,827	\$263,857,373
3 - Denver	Platte Valley Medical Center	SCL Health	Large	98	Urban	\$93,248,713	\$101,549,116	\$107,132,838	\$119,256,259	\$112,502,455	\$129,887,815
3 - Denver	Porter Adventist Hospital	Centura Health Adventist	Large	368	Urban	\$275,517,671	\$302,787,796	\$308,147,176	\$326,717,281	\$320,831,582	\$318,616,777
3 - Denver	Presbyterian/St. Luke's Medical Center	HealthONE	Large	680	Urban	Charges by system until 2019				\$475,568,000	\$281,130,000
3 - Denver	Rose Medical Center	HealthONE	Large	402	Urban	Charges by system until 2019				\$281,130,000	\$371,010,000
3 - Denver	Sky Ridge Medical Center	HealthONE	Large	284	Urban	Charges by system until 2019				\$371,010,000	\$371,010,000
3 - Denver	St. Anthony Hospital	Centura Health CHI	Large	237	Urban	\$321,587,728	\$348,396,028	\$371,992,597	\$387,646,290	\$383,650,623	\$391,181,648
3 - Denver	St. Anthony North Health Campus	Centura Health CHI	Large	100	Urban	\$143,261,271	\$150,063,606	\$175,948,847	\$174,723,382	\$176,177,588	\$189,570,461
3 - Denver	St. Joseph Hospital	SCL Health	Large	400	Urban	\$455,496,657	\$481,811,669	\$491,884,038	\$504,770,777	\$521,532,842	\$528,016,703
3 - Denver	Swedish Medical Center	HealthONE	Large	408	Urban	Charges by system until 2019				\$505,246,000	\$505,246,000
3 - Denver	The Medical Center of Aurora	HealthONE	Large	346	Urban	Charges by system until 2019				\$367,869,000	\$367,869,000
3 - Denver	UCHealth University of Colorado Hospital	UCHealth	Large	699	Urban	\$1,037,261,472	\$1,145,611,395	\$1,266,288,327	\$1,426,117,277	\$1,620,359,251	\$1,812,156,860
3 - Denver	HealthONE System (Charges by system until 2019)	HealthONE		<b>2277</b>		<b>\$2,000,607,000</b>	<b>\$2,044,961,998</b>	<b>\$2,171,599,000</b>	<b>\$2,294,288,000</b>	<b>\$2,439,334,000</b>	<b>\$2,178,295,000</b>
<b>Total</b>				<b>6238</b>		<b>\$7,867,379,719</b>	<b>\$7,545,201,647</b>	<b>\$8,024,555,284</b>	<b>\$8,561,135,872</b>	<b>\$9,113,775,104</b>	<b>\$9,216,653,724</b>
4 - Ft. Collins	Banner Fort Collins Medical Center	Banner Health	Small	23	Urban	Opened 4/13/2015				\$43,786,529	\$47,113,028
4 - Ft. Collins	Estes Park Health		Small	25	CAH	\$31,953,412	\$31,458,757	\$34,267,288	\$38,600,027	\$50,600,459	\$52,688,039
4 - Ft. Collins	McKee Medical Center	Banner Health	Large	115	Urban	\$120,086,317	\$126,001,414	\$120,071,678	\$125,238,442	\$117,762,160	\$122,283,534
4 - Ft. Collins	UCHealth Medical Center of the Rockies	UCHealth	Large	174	Urban	\$259,070,499	\$283,139,684	\$300,912,097	\$329,310,525	\$365,151,757	\$454,985,652
4 - Ft. Collins	UCHealth Poudre Valley Hospital	UCHealth	Large	255	Urban	\$367,317,222	\$374,587,866	\$414,049,059	\$455,095,951	\$482,265,937	\$539,611,030
<b>Total</b>				<b>592</b>		<b>\$776,427,455</b>	<b>\$815,187,741</b>	<b>\$813,924,052</b>	<b>\$895,094,723</b>	<b>\$1,059,586,843</b>	<b>\$1,216,761,254</b>
5 - Grand Junction	Colorado Canyons Hospital and Medical Center		Small	25	CAH		\$29,015,259	\$32,304,640	\$35,161,472	\$42,080,315	\$46,353,289
5 - Grand Junction	Community Hospital		Medium	44	Urban						\$167,994,988
5 - Grand Junction	St. Mary's Hospital & Medical Center, Inc.	SCL Health	Large	346	Urban	\$371,544,467	\$359,531,057	\$385,686,098	\$385,351,990	\$403,907,788	\$396,467,392
<b>Total</b>				<b>415</b>		<b>\$371,544,467</b>	<b>\$388,546,316</b>	<b>\$417,990,738</b>	<b>\$420,513,462</b>	<b>\$445,988,103</b>	<b>\$610,815,668</b>
6 - Greeley	UCHealth Longs Peak Hospital	UCHealth	Medium	51	Urban	Opened 8/31/2017		\$6,207,327	\$5,865,984	\$78,751,103	\$123,351,279
6 - Greeley	North Colorado Medical Center	Banner Health	Large	378	Urban	\$323,335,575	\$319,864,782	\$337,962,309	\$347,702,362	\$353,529,587	\$351,171,235
<b>Total</b>				<b>479</b>		<b>\$323,335,575</b>	<b>\$319,864,782</b>	<b>\$338,569,546</b>	<b>\$354,345,709</b>	<b>\$416,808,178</b>	<b>\$474,522,514</b>
7 - Pueblo	Parkview Medical Center		Large	350	Urban	\$283,962,983	\$299,526,764	\$348,049,316	\$355,791,534	\$379,254,156	\$398,729,751
7 - Pueblo	St. Mary-Corwin Medical Center	Centura Health CHI	Large	408	Urban	\$178,255,627	\$182,291,778	\$186,673,561	\$194,878,880	\$173,853,262	\$138,370,640
<b>Total</b>				<b>758</b>		<b>\$462,218,610</b>	<b>\$481,818,542</b>	<b>\$534,722,877</b>	<b>\$550,670,414</b>	<b>\$553,107,162</b>	<b>\$537,100,391</b>
8 - East	Arkansas Valley Regional Medical Center		Medium	55	CAH	\$32,847,190	\$34,590,021	\$30,637,710	\$30,577,839	\$31,337,872	\$38,544,213
8 - East	East Morgan County Hospital	Banner Health	Small	25	CAH	\$26,615,564	\$24,967,268	\$27,426,834	\$28,386,205	\$31,439,062	\$32,138,054
8 - East	Haxton Hospital District		Small	25	CAH		\$7,789,641	\$8,523,969	\$9,256,420	\$9,248,720	
8 - East	Heart of the Rockies Regional Medical Center		Small	25	CAH	\$42,460,391	\$48,805,411	\$55,216,000	\$60,123,981	\$67,707,859	\$75,817,764
8 - East	Keefe Memorial Health Service District		Small	25	CAH*						\$4,073,309
8 - East	Kit Carson County Health Service District		Small	19	CAH*	\$11,948,865	\$12,456,656	\$10,203,728	\$13,242,459	\$12,800,587	
8 - East	Lincoln Community Hospital		Small	15	CAH*						\$18,984,177
8 - East	Melissa Memorial Hospital		Small	15	CAH	\$11,005,808	\$11,858,988	\$12,712,092		\$17,153,531	\$18,229,389
8 - East	Mt. San Rafael Hospital		Small	25	CAH*	\$24,134,901	\$28,030,678	\$27,316,262	\$29,195,876	\$32,186,969	\$33,947,917
8 - East	Prowers Medical Center		Small	25	CAH						\$32,509,202
8 - East	Rio Grande Hospital		Small	17	CAH	\$13,475,333	\$14,438,390	\$16,335,838	\$18,083,829	\$18,792,742	\$26,375,356
8 - East	San Luis Valley Health Conejos County Hospital	San Luis Valley	Small	17	CAH	\$9,493,015	\$9,924,423	\$8,823,720	\$9,313,920	\$9,909,950	\$10,309,926
8 - East	Sedgwick County Health Center		Small	15	CAH*	\$9,084,552	\$9,564,916	\$9,721,418	\$9,970,996	\$10,446,912	\$11,999,529
8 - East	Southeast Colorado Hospital District		Small	23	CAH*	\$12,662,414	\$13,603,085	\$14,712,315	\$15,433,400	\$16,462,659	\$19,456,769
8 - East	Spanish Peaks Regional Health Center		Small	20	CAH*						\$17,112,864
8 - East	St. Thomas More Hospital	Centura Health CHI	Small	25	CAH	\$53,395,878	\$61,314,104	\$64,946,179	\$68,814,349	\$66,060,066	\$66,725,268
8 - East	Sterling Regional MedCenter	Banner Health	Small	25	Rural	\$40,607,247	\$41,122,216	\$42,765,470	\$45,591,585	\$48,468,623	\$50,619,254
8 - East	Weisbrod Memorial County Hospital		Small	25	CAH*	\$4,463,965	\$4,758,290	\$4,670,195	\$5,148,828	\$6,810,276	\$8,678,926
8 - East	Wray Community District Hospital		Small	16	CAH*	\$15,108,977	\$15,273,195	\$17,512,928	\$20,596,689	\$20,968,471	\$23,958,672
8 - East	Yuma District Hospital		Small	15	CAH*						
8 - East	Colorado Plains Medical Center		Medium	50	Rural	\$41,888,745	\$43,517,880	\$45,549,999	\$44,144,999	\$45,473,999	\$35,542,503
8 - East	San Luis Valley Health Regional Medical Center	San Luis Valley	Medium	49	Rural	\$60,220,272	\$63,906,742	\$69,666,541	\$75,525,404	\$82,636,423	\$88,766,991
<b>Total</b>				<b>551</b>		<b>\$407,413,117</b>	<b>\$445,921,904</b>	<b>\$466,741,198</b>	<b>\$483,406,779</b>	<b>\$527,904,721</b>	<b>\$613,790,082</b>
9 - West	Animas Surgical Hospital		Small	12	Rural						\$31,767,375
9 - West	Aspen Valley Hospital		Small	25	CAH						\$107,284,641
9 - West	Grand River Hospital District		Small	25	CAH	\$38,961,122	\$41,895,768	\$46,420,434	\$51,681,129	\$55,338,167	\$59,066,257
9 - West	Gunnison Valley Health		Small	24	CAH	\$25,803,747	\$26,962,961	\$33,804,295	\$35,195,376	\$39,377,780	\$45,346,580
9 - West	Memorial Regional Health		Small	25	CAH*						
9 - West	Middle Park Medical Center - Kremmling		Small	23	CAH						\$35,570,898
9 - West	Pagosa Springs Medical Center		Small	11	CAH						\$29,624,556
9 - West	Pioneers Medical Center		Medium	40	CAH*	\$13,049,284	\$16,829,786	\$21,441,016	\$22,360,416	\$23,950,465	\$29,624,556
9 - West	Rangely District Hospital		Small	25	CAH*	\$19,163,381	\$19,713,646	\$19,162,077	\$17,725,197	\$17,246,331	
9 - West	Southwest Health System, Inc.		Small	25	CAH						
9 - West	St. Vincent General Hospital District		Small	25	CAH	\$12,027,479	\$7,821,019	\$8,698,573	\$8,842,182	\$9,670,129	\$11,222,349
9 - West	Delta County Memorial Hospital	</									

Hospital Expenditure Report Detailed Data by Hospital

Uncompensated Care											
DOI	Hospital	System	Size	Beds		2014	2015	2016	2017	2018	2019
1 - Boulder	Avista Adventist Hospital	Centura Health Adventist	Large	114	Urban	\$10,335,398	\$7,331,533	\$9,786,336	\$14,866,002	\$11,911,961	\$13,499,945
1 - Boulder	Boulder Community Health	UCHealth	Large	167	Urban	\$26,727,765	\$28,228,160	\$25,418,718	\$30,335,927	\$35,207,193	\$26,188,312
1 - Boulder	Good Samaritan Medical Center	SCL Health	Large	234	Urban	\$11,997,010	\$13,151,595	\$13,850,751	\$15,916,647	\$14,805,090	\$11,345,582
1 - Boulder	Longmont United Hospital	Centura Health CHI	Large	186	Urban			\$19,477,036	\$12,720,396	\$21,627,990	\$19,874,305
<b>Total</b>				<b>701</b>		<b>\$49,060,173</b>	<b>\$48,711,288</b>	<b>\$68,532,841</b>	<b>\$73,838,972</b>	<b>\$83,551,534</b>	<b>\$70,908,144</b>
2 - Colorado Springs	Children's Hospital Colorado Springs	Children's Hospital CO	Large	99	Urban	Opened 5/28/2019					\$6,016,293
2 - Colorado Springs	UCHealth Grandview Hospital	UCHealth	Small	22	Urban	Opened 1/1/2017				\$4,744,020	\$7,362,899
2 - Colorado Springs	UCHealth Pikes Peak Regional Hospital	UCHealth	Small	15	CAH					\$307,387	\$2,069,959
2 - Colorado Springs	Penrose-St. Francis Health Services	Centura Health CHI	Large	552	Urban	\$95,766,195	\$47,124,659	\$39,819,348	\$88,949,331	\$41,989,587	\$69,529,379
2 - Colorado Springs	UCHealth Memorial Hospital Central	UCHealth	Large	523	Urban	\$131,561,028	\$48,984,507	\$58,842,716	\$65,170,797	\$85,062,737	\$101,622,699
<b>Total</b>				<b>1112</b>		<b>\$227,327,223</b>	<b>\$96,109,166</b>	<b>\$98,662,064</b>	<b>\$154,120,127</b>	<b>\$132,103,751</b>	<b>\$180,584,935</b>
3 - Denver	UCHealth Broomfield Hospital	UCHealth	Medium	40	Urban	Opened 9/1/2016				\$8,794,809	\$9,960,407
3 - Denver	Castle Rock Adventist Hospital	Centura Health Adventist	Medium	55	Urban	\$9,707,577	\$8,401,764	\$5,733,761	\$13,066,641	\$7,370,265	\$9,521,828
3 - Denver	National Jewish Health	UCHealth	Medium	46	Urban	\$2,559,155	\$2,794,817	\$2,082,207	\$2,031,325	\$1,914,950	\$2,722,342
3 - Denver	OrthoColorado Hospital	Centura Health CHI	Medium	48	Urban	\$478,632	\$263,536	\$607,888	\$1,401,234	\$452,133	\$598,559
3 - Denver	Children's Hospital Colorado	Children's Hospital CO	Large	465	Urban	\$27,604,891	\$18,552,869	\$27,572,761	\$27,802,048	\$21,371,669	\$47,054,179
3 - Denver	Denver Health Medical Center	Centura Health Adventist	Large	555	Urban	\$246,402,550	\$234,617,461	\$245,349,299	\$244,717,135	\$246,053,465	\$291,996,914
3 - Denver	Littleton Adventist Hospital	Centura Health Adventist	Large	231	Urban	\$33,618,855	\$21,904,660	\$18,244,398	\$13,567,291	\$17,650,403	\$23,172,204
3 - Denver	Lutheran Medical Center	SCL Health	Large	362	Urban	\$37,252,032	\$23,776,316	\$25,525,453	\$26,119,592	\$32,651,226	\$28,855,895
3 - Denver	North Suburban Medical Center	HealthONE	Large	157	Urban	Charges by system until 2019				\$31,379,506	\$58,785,000
3 - Denver	Parker Adventist Hospital	Centura Health Adventist	Large	170	Urban	\$26,907,887	\$18,365,543	\$17,598,536	\$16,194,270	\$16,292,652	\$22,023,652
3 - Denver	Platte Valley Medical Center	SCL Health	Large	98	Urban	\$13,561,827	\$8,733,197	\$14,189,260	\$15,511,955	\$16,526,376	\$18,503,613
3 - Denver	Porter Adventist Hospital	Centura Health Adventist	Large	368	Urban	\$35,621,711	\$18,787,202	\$14,609,957	\$33,283,213	\$14,429,750	\$18,925,199
3 - Denver	Presbyterian/St. Luke's Medical Center	HealthONE	Large	680	Urban	Charges by system until 2019				\$33,828,000	\$38,855,895
3 - Denver	Rose Medical Center	HealthONE	Large	402	Urban	Charges by system until 2019				\$26,133,000	\$27,459,000
3 - Denver	Sky Ridge Medical Center	HealthONE	Large	284	Urban	Charges by system until 2019				\$46,414,671	\$72,667,185
3 - Denver	St. Anthony Hospital	Centura Health CHI	Large	237	Urban	\$79,335,114	\$52,453,526	\$46,414,671	\$72,667,185	\$41,204,925	\$42,584,753
3 - Denver	St. Anthony North Health Campus	Centura Health CHI	Large	100	Urban	\$51,948,927	\$30,866,957	\$23,678,657	\$34,508,422	\$20,246,123	\$26,929,073
3 - Denver	St. Joseph Hospital	SCL Health	Large	400	Urban	\$73,543,068	\$86,732,631	\$73,476,815	\$69,375,073	\$73,491,451	\$83,794,577
3 - Denver	Swedish Medical Center	HealthONE	Large	408	Urban	Charges by system until 2019				\$87,157,000	\$83,394,000
3 - Denver	The Medical Center of Aurora	HealthONE	Large	346	Urban	Charges by system until 2019				\$164,872,424	\$164,579,984
3 - Denver	UCHealth University of Colorado Hospital	UCHealth	Large	699	Urban	\$243,704,378	\$110,841,007	\$106,149,863	\$131,107,072	\$146,872,424	\$164,579,984
3 - Denver	HealthONE System (Charges by system until 2019)	HealthONE		2277		\$104,731,000	\$161,199,001	\$144,738,000	\$154,009,000	\$234,823,000	\$316,756,000
<b>Total</b>				<b>6238</b>		<b>\$986,977,594</b>	<b>\$798,290,487</b>	<b>\$765,971,526</b>	<b>\$888,546,699</b>	<b>\$900,047,241</b>	<b>\$1,108,103,158</b>
4 - Ft. Collins	Banner Fort Collins Medical Center	Banner Health	Small	23	Urban	Opened 4/3/2015				\$2,946,696	\$3,751,902
4 - Ft. Collins	Estes Park Health	CAH	Small	25	CAH	\$3,291,377	\$3,229,102	\$4,351,842	\$2,220,755	\$4,432,936	\$2,154,154
4 - Ft. Collins	McKee Medical Center	Banner Health	Large	115	Urban	\$8,857,258	\$5,520,283	\$6,934,529	\$9,512,419	\$11,594,613	\$12,351,949
4 - Ft. Collins	UCHealth Medical Center of the Rockies	UCHealth	Large	174	Urban	\$62,632,686	\$34,269,587	\$33,264,612	\$30,636,382	\$39,107,756	\$43,994,994
4 - Ft. Collins	UCHealth Poudre Valley Hospital	UCHealth	Large	255	Urban	\$70,203,843	\$36,485,275	\$32,414,781	\$32,911,017	\$36,872,114	\$39,312,653
<b>Total</b>				<b>592</b>		<b>\$144,985,164</b>	<b>\$79,504,247</b>	<b>\$79,186,520</b>	<b>\$79,186,520</b>	<b>\$119,949,276</b>	<b>\$110,214,946</b>
5 - Grand Junction	Colorado Canyons Hospital and Medical Center	Community Hospital	Small	25	CAH			\$1,496,857	\$1,349,651	\$1,542,218	\$1,972,461
5 - Grand Junction	Community Hospital	Community Hospital	Medium	44	Urban						\$13,579,328
5 - Grand Junction	St. Mary's Hospital & Medical Center, Inc.	SCL Health	Large	346	Urban	\$32,995,709	\$33,331,157	\$27,313,839	\$24,714,031	\$29,362,883	\$40,546,626
<b>Total</b>				<b>415</b>		<b>\$32,995,709</b>	<b>\$33,331,157</b>	<b>\$28,810,696</b>	<b>\$26,065,682</b>	<b>\$30,905,101</b>	<b>\$56,098,415</b>
6 - Greeley	UCHealth Longs Peak Hospital	UCHealth	Medium	51	Urban	Opened 8/31/2017				\$6,351,472	\$11,655,847
6 - Greeley	North Colorado Medical Center	Banner Health	Large	378	Urban	\$50,673,078	\$31,669,589	\$35,671,104	\$39,551,216	\$30,750,699	\$46,435,078
<b>Total</b>				<b>479</b>		<b>\$50,673,078</b>	<b>\$31,669,589</b>	<b>\$35,671,104</b>	<b>\$39,551,216</b>	<b>\$36,102,171</b>	<b>\$58,090,925</b>
7 - Pueblo	Parkview Medical Center	Centura Health CHI	Large	350	Urban	\$67,768,282	\$34,349,900	\$36,451,083	\$19,359,073	\$30,754,866	\$27,215,753
7 - Pueblo	St. Mary-Corwin Medical Center	Centura Health CHI	Large	408	Urban	\$38,371,292	\$12,758,890	\$15,477,551	\$29,330,439	\$10,162,384	\$11,324,070
<b>Total</b>				<b>758</b>		<b>\$106,139,574</b>	<b>\$47,108,790</b>	<b>\$51,928,634</b>	<b>\$48,689,512</b>	<b>\$40,917,250</b>	<b>\$38,539,822</b>
8 - East	Arkansas Valley Regional Medical Center	Banner Health	Medium	55	CAH	\$6,171,125	\$1,962,445	\$2,390,775	\$2,475,778	\$5,494,868	\$4,404,241
8 - East	East Morgan County Hospital	Banner Health	Small	25	CAH	\$2,009,061	\$1,448,754	\$1,487,868	\$2,034,628	\$2,228,873	\$2,125,926
8 - East	Haxton Hospital District	CAH	Small	25	CAH		\$200,509	\$317,628	\$208,450	\$188,672	
8 - East	Heart of the Rockies Regional Medical Center	CAH	Small	25	CAH	\$3,482,272	\$3,184,863	\$4,237,023	\$3,124,125	\$3,196,442	\$2,832,790
8 - East	Keefe Memorial Health Service District	CAH	Small	25	CAH						\$450,119
8 - East	Kit Carson County Health Service District	CAH	Small	19	CAH						
8 - East	Lincoln Community Hospital	CAH	Small	15	CAH						\$2,231,566
8 - East	Melissa Memorial Hospital	CAH	Small	15	CAH	-\$459,576	\$23,148	\$505,857	\$3,520,197	\$709,645	\$1,033,935
8 - East	Mt. San Rafael Hospital	CAH	Small	25	CAH	\$3,491,487	\$5,048,999	\$3,374,080	\$3,520,197	\$4,483,202	\$3,954,231
8 - East	Prowers Medical Center	CAH	Small	25	CAH						\$1,028,073
8 - East	Rio Grande Hospital	CAH	Small	17	CAH	\$2,263,020	\$1,398,288	\$1,918,265	\$1,680,967	\$1,652,714	\$2,696,016
8 - East	San Luis Valley Health Conejos County Hospital	San Luis Valley	Small	17	CAH	\$1,297,047	\$1,290,552	\$238,175	-\$291,611	\$402,532	
8 - East	Sedgewick County Health Center	CAH	Small	15	CAH	\$863,162	\$714,865	\$625,535	\$679,470	\$837,437	\$1,024,825
8 - East	Southeast Colorado Hospital District	CAH	Small	23	CAH	\$470,319	\$462,204	\$1,014,318	\$18,176	-\$55,662	\$195,231
8 - East	Spanish Peaks Regional Health Center	CAH	Small	20	CAH				\$154,330,109	\$684,037	\$913,150
8 - East	St. Thomas More Hospital	Centura Health CHI	Small	25	CAH	\$7,586,966	\$3,250,275	\$3,012,145	\$11,179,429	\$3,025,201	\$4,957,824
8 - East	Sterling Regional MedCenter	Banner Health	Small	25	Rural	\$2,608,163	\$2,480,575	\$3,231,955	\$3,320,557	\$3,688,824	\$3,728,019
8 - East	Weisbrod Memorial County Hospital	CAH	Small	25	CAH	\$156,289	\$328,293	\$227,764	\$344,730	\$343,170	\$70,794
8 - East	Wray Community District Hospital	CAH	Small	16	CAH	\$713,682	\$850,348	\$796,544	\$1,178,410	\$1,245,659	\$1,428,322
8 - East	Yuma District Hospital	CAH	Small	15	CAH						
8 - East	Colorado Plains Medical Center	CAH	Medium	50	Rural	\$5,815,543	\$4,050,223	\$4,899,000	\$5,284,000	\$5,571,000	\$5,193,981
8 - East	San Luis Valley Health Regional Medical Center	San Luis Valley	Medium	49	Rural	\$6,161,530	\$2,627,119	\$4,952,462	\$2,843,962	\$6,743,465	\$6,743,465
<b>Total</b>				<b>551</b>		<b>\$42,630,090</b>	<b>\$29,341,460</b>	<b>\$33,229,394</b>	<b>\$191,931,377</b>	<b>\$40,440,079</b>	<b>\$38,269,042</b>
9 - West	Animas Surgical Hospital	CAH	Small	12	Rural						\$1,206,427
9 - West	Aspen Valley Hospital	CAH	Small	25	CAH						\$5,803,159
9 - West	Grand River Hospital District	CAH	Small	25	CAH	\$8,082,125	\$7,725,852	\$9,120,669	\$6,486,754	\$9,133,158	\$7,367,833
9 - West	Gunnison Valley Health	CAH	Small	24	CAH	\$2,651,988	\$1,711,440	\$2,853,223	\$3,079,219	\$4,415,534	\$3,006,617
9 - West	Memorial Regional Health	CAH	Small	25	CAH						
9 - West	Middle Park Medical Center - Kremmling	CAH	Small	23	CAH						
9 - West	Pagosa Springs Medical Center	CAH	Small	11	CAH						
9 - West	Pioneers Medical Center	CAH	Medium	40	CAH	\$498,575	\$733,582	\$697,738	\$937,200	\$1,221,701	\$962,900
9 - West	Rangely District Hospital	CAH	Small	25	CAH	\$986,936	\$358,572	\$504,302	\$713,980	\$293,312	
9 - West	Southwest Health System, Inc.	CAH	Small	25	CAH						
9 - West	St. Vincent General Hospital District	CAH	Small	25	CAH	\$1,590,801	\$717,021	\$822,242	\$886,709	\$1,145,093	\$1,726,619
9 - West	Delta County Memorial Hospital	CAH	Medium	49	Rural	\$2,400,209	\$1,355,436	\$1,532,428	\$2,085,877	\$1,931,839	\$2,803,224
9 - West	Mercy Regional Medical Center	Centura Health CHI	Medium	82	Rural	\$16,211,058	\$9,554,103	\$9,429,251	\$21,058,731	\$8,636,210	\$10,770,053
9 - West	Montrose Memorial Hospital	CAH	Medium	75	Rural						\$10,196,394
9 - West	St. Anthony Summit Medical Center	Centura Health CHI	Medium	35	Rural	\$9,747,571	\$7,703,001	\$6,448,586	\$14,009,124	\$9,516,030	\$16,902,572