

COLORADO STATE TREASURY

FY 2012-13 Budget Request

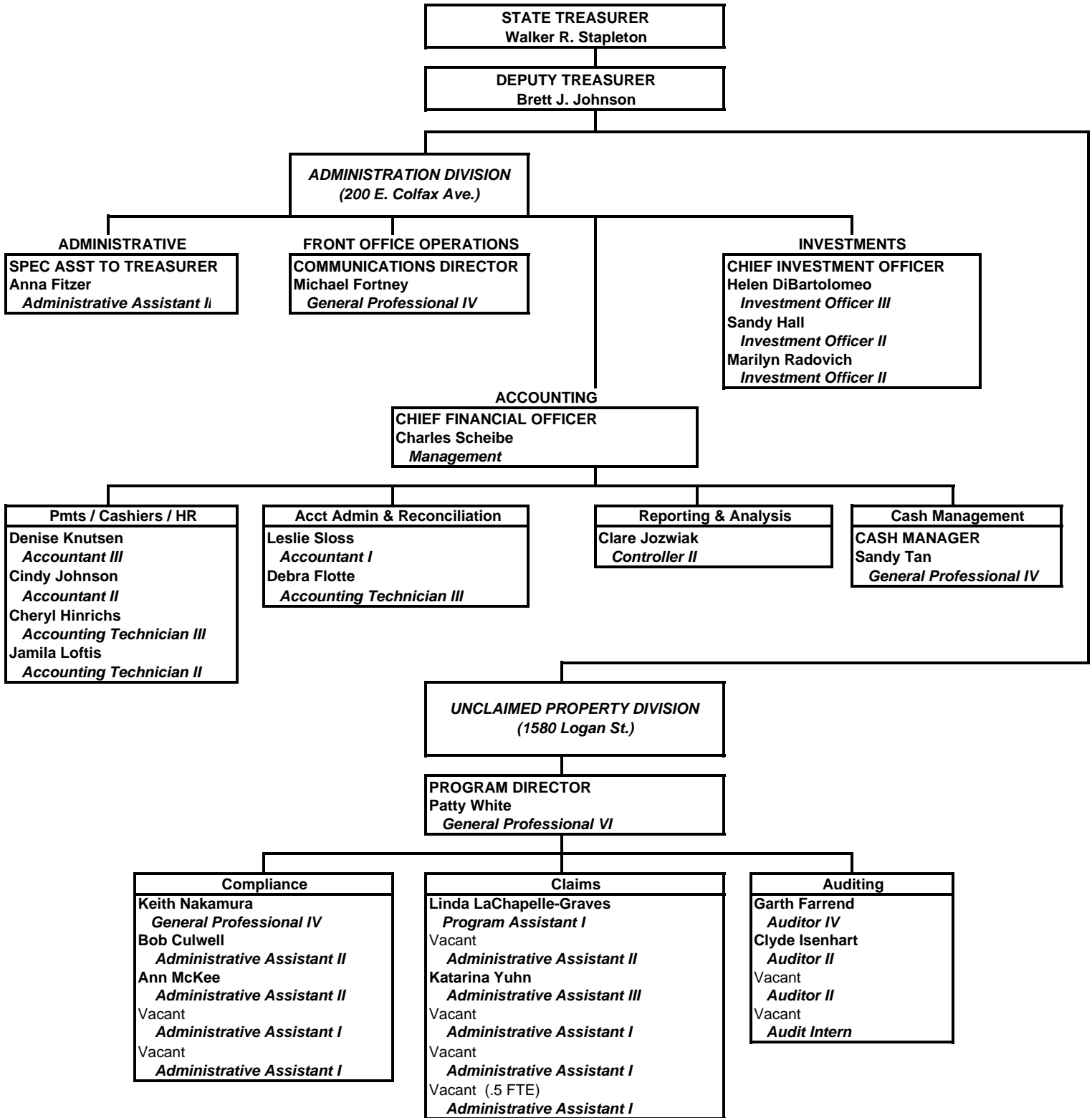
TABLE OF CONTENTS

Department Description.....	3
ORGANIZATIONAL CHART.....	4
MISSION AND VISION STATEMENTS.....	5
OVERVIEW.....	6
<i>Administration</i>	6
Accounting.....	6
Cash Management.....	7
Investments.....	8
<i>Unclaimed Property</i>	10
<i>Special Purpose</i>	12
Property Tax Deferral Program for Seniors and Active Military Personnel.....	12
Senior Citizen and Disabled Veteran Property Tax Exemption.....	12
CoverColorado.....	13
Highway User Tax Funds.....	13
Fire and Police Pension.....	13
<i>Other Programs</i>	14
Charter School Intercept and Moral Obligation Program.....	14
K-12 School District Intercept Program.....	14
Higher Education Intercept Program.....	15
Short-term Note Issuance.....	15
Higher Education Lease Purchase Agreements.....	16
Building Excellent Schools Today (BEST) Lease Purchase Agreements.....	16
CRITICAL ADMINISTRATION PERFORMANCE MEASURES.....	17
KEY ADMINISTRATION WORKLOAD INDICATORS.....	18
SIGNIFICANT ADMINISTRATION ACCOMPLISHMENTS.....	19
CRITICAL UNCLAIMED PROPERTY PERFORMANCE MEASURES.....	21
KEY UNCLAIMED PROPERTY WORKLOAD INDICATORS.....	21
SIGNIFICANT UNCLAIMED PROPERTY ACCOMPLISHMENTS.....	22
Strategic Plan.....	23
Change Requests.....	24
SCHEDULE 10 – SUMMARY OF CHANGE REQUESTS.....	24
SCHEDULE 13 – UP DATABASE SUPPORT.....	25

<i>Change Request – UP Database Support</i>	26
SCHEDULE 13 – INVESTMENT TOOLS	29
<i>Change Request – Investment Tools</i>	30
SCHEDULE 13 – STATEWIDE RISK MANAGEMENT BASE ADJUSTMENT	34
SCHEDULE 13 – GGCC BASE REDUCTION.....	35
SCHEDULE 13 – CCLS BASE ADJUSTMENT	36
Line Item Descriptions	37
Reconciliations	47
ADMINISTRATION	47
UNCLAIMED PROPERTY PROGRAM	52
SPECIAL PURPOSE.....	54
Schedule 2 – Summary by Long Bill Group.....	56
Schedule 3 – Line Item by Year.....	58
ADMINISTRATION	58
UNCLAIMED PROPERTY PROGRAM	118
SPECIAL PURPOSE.....	138
Schedule 4 – Source of Funding	158
Schedule 5 – Line Item by Statute.....	160
Schedule 6- Special Bills Summary	162
Schedule 7 – Supplemental Bills Summary	163
Schedule 8 – Common Policy Summary	164
Schedule 14 – Position and Object Code Detail Reports.....	172
ADMINISTRATION	172
UNCLAIMED PROPERTY	175
Responses to Requests for Information	178
STATE INVESTMENT REPORTS AS OF 09/30/11	179
BANK SERVICES CONTRACT EXPENDITURES	186
SCHOOL DISTRICT TRAN REVENUES AND EXPENDITURES	187

Department Description

DEPARTMENT OF TREASURY



Mission and Vision Statements

MISSION STATEMENT

"The Colorado State Treasury is the constitutional custodian of the public's funds. It is the Treasury's duty to manage and account for the citizen's tax dollars from the time they are received until the time they are disbursed. The Treasury's staff is committed to safeguarding and managing the people's monies with the same diligence and care as they do their own."

"The mission of the Unclaimed Property Section is to reunite all owners (or heirs) with their unclaimed or abandoned property."

VISION STATEMENT

"The Colorado State Treasury staff will continually strive to better serve the citizens of Colorado. Central to this goal is the continued introduction and use of new technologies to provide improved access to services for both citizens and other governmental agencies."

Overview

The Treasury Department is organized in three distinct sections: **Administration, Unclaimed Property, and Special Purpose.**

Administration

The State Treasurer and his staff serve the citizens of Colorado by providing banking and investment services for all funds deposited with the state treasury. As funds are deposited, they are invested in statutorily authorized investments. Simultaneously, the Treasury ensures that sufficient funds are maintained in cash accounts to meet the State's daily cash needs. The income earned on its investments augments the State's revenues from taxes and fees and significantly decreases the tax burden on Colorado's citizens.

Accounting

On a daily basis, the accounting section records and reconciles all the cash that flows into and out of the State's operating account. The accounting section also manages the disbursement of flow-through funds such as the Highway User's Tax apportionment, Minerals Management funds, and miscellaneous federal funds. Within the Treasury, the accounting staff has significant additional responsibilities. These include:

- Calculation and allocation of monthly investment earnings to funds eligible to earn interest
- Reconciliation of the database of Treasury's investments
- Accounting for and distributing the payments received by the State under the Master Tobacco Settlement Agreement and the Tobacco Tax moneys collected under Amendment 35
- Preparing and managing cash flow estimates for the disclosures required for Treasury's annual Tax and Revenue Anticipation Notes
- Managing the Property Tax Deferral Program for Seniors and Active Military Personnel
- Calculating and disbursing payments for the Senior Citizen and Disabled Veteran Property Tax Exemption Program
- Issuing cash flow notes on behalf of those school districts participating in the Treasury's interest free school loan program, including ongoing monitoring of actual vs. projected cash flow information
- Administering the K-12 school district intercept program and the higher education intercept program
- Administering the Charter School Intercept and Moral Obligation Credit Enhancement Program
- Accounting for the investment of custodial funds from state-issued Certificates of Participation and Enterprise Revenue Bonds deposited with the Treasury

The accounting section also provides cashier services for the State. The cashiers are responsible for daily tracking of all cash receipts, monitoring all the deposits made by other agencies in the State's operating account, updating the State's bank balances throughout the day, and initiating electronic transfers from the State to recipients of state and fiduciary funds.

Finally, the Accounting section handles the department's own administrative functions such as budgeting, personnel, payroll, accounts payable, purchasing, and records retention. Treasury does not have a dedicated IT staff member; and, therefore, has an agreement with the Governor's Office of Information Technology to host Treasury's server and to provide desktop support.

Cash Management

Treasury's Cash Manager manages the State's banking service agreements. The State currently maintains agreements with three primary banks; one includes lockbox services where taxpayers' payments are deposited, another the State's operating account and safekeeping services, and the third covers transactional accounts in remote areas of the State from which deposits are regularly swept to the main operating account. On-going banking efforts include ensuring effective bank services and controls for State agencies, closing unused or redundant bank accounts, opening new accounts or cash management services for State agencies, and assisting with the resolution of any concerns or problems between State agencies and the banks.

The credit card agreement with Wells Fargo which became effective October 31, 2009 continues to be very popular with governmental entities and political subdivisions of the State. One municipality and five political subdivisions signed participation agreements in the past year bringing the total to date to ten municipalities and counties and sixteen political subdivisions. This compares to a total of eleven entities that chose to participate under the previous agreement.

The Cash Manager is the State's administrator for the Cash Management Improvement Act (CMIA) agreement with the Federal Government. The CMIA regulates the transfer of federal grant funds among federal and State agencies. CMIA regulations require State agencies to request reimbursement from federal agencies for grant disbursements following a process that minimizes bank balances, avoids negative balances, and eliminates interest earnings. Excess or deficit interest earnings, if any, are calculated each year and paid by the entity with the liability. The Cash Manager manages the CMIA on behalf of State agencies and is the primary contact for the Federal Management Service. Pursuant to federal regulations she identifies grants to be included in the agreement (those in excess of \$54.2 million) and calculates State disbursement patterns that are the basis of the reimbursement schedules. She negotiates the annual agreement and prepares the annual report of excess or deficit interest earnings.

Last, the Cash Manager prepares requests-for-qualifications (RFQ) and negotiates and finalizes the contracts for professional advisors assisting in the Treasury's annual note issuances, and for other services bid out by the Treasury in any given year.

Investments

The Investment section manages several distinct investment portfolios with the primary objectives of, in order of importance, legality, safety, liquidity and yield.

The Treasurer's Pooled Funds (TPOOL/TCASH) provide state agencies with the liquidity of a money market fund while normally generating a higher yield than a typical money market fund. Most state funds, including the General Fund, are held in TPOOL/TCASH.

Ongoing statutory changes oblige many enterprises to remit their tax remittances to the Department of Revenue electronically. With electronic remittance, funds are processed more quickly, providing the investment officers with more accurate and timely cash balance information. This improved information allows the investment division to better invest the money on deposit with the Treasury while still maintaining sufficient liquidity to meet the state's obligations.

The Public School Permanent Fund (PSPF) is a constitutionally mandated permanent trust. The principal of the Fund is made up of money earned from the sale or rental of lands and mineral royalties held in the school land trust and overseen by the State Land Board (public schools land income). Both the principal and interest on this Fund are exempt from the requirements of section 20 article X of the state constitution. A unique feature of this Fund is that the General Assembly must make up any capital losses the Fund may suffer from the General Fund. To minimize the likelihood of such an event, the portfolio is structured to preserve principal and, only then, to maximize income. Several changes were made to the distribution of Public School Lands Income in the 2009 legislative session. Beginning in August 2009, 50% of the gross public schools land income is credited to the Public School Capital Construction Assistance Fund created in C.R.S. 22-43.7-104 (part of the Building Excellent Schools Today or BEST Act). In addition, for a portion of FY 2008-09 and all of FY 2009-10, all public schools land income that was not transferred to the Public School Capital Assistance Fund or used for the administration of the State Land Board plus all of the Fund's investment earnings, were transferred to the State Public School Fund, which provides moneys for the School Finance Act. In the 2011 legislative session, SB 11-230 continued this distribution through the end of FY 2012-13. Therefore, during that period, there will be no deposits into the Permanent Fund.

The Major Medical Insurance Fund (MMIF) is a special fund within the Department of Labor and Employment. The investment portfolio was originally designed to be comprised of money in excess of current needs that was to be held to meet the future medical and indemnity expenses of claimants. Investments in this Fund of approximately \$205 million were liquidated and transferred to the General Fund during FY 2002-03. During FY 2008-09 there was a \$69.5 million transfer to the General Fund per SB 09-208. On March 31, 2010, there was a \$26.5 million transfer to the General Fund per SB 09-279. On June 30, 2011, there was a \$10.0 million transfer to the General Fund per SB 11-164. During the 2009 legislative session, the structure of the MMIF was revised (see C.R.S. 8-46-102). The new design requires the Director of the Division of Workers Compensation (Division) to set a surcharge rate that enables the Division to meet the anticipated obligations of each fiscal year, as well as maintain a balance to cover one year's claims plus expected administrative costs. \$94 million of the MMIF is currently designated as a component of the State's Emergency Reserve. As of September 30, 2011 this Fund had a cash balance of \$16.8 million, with the par value of investments held by the Fund being \$85.3 million.

The Colorado Prepaid Tuition Fund (CPTF) was originally established to provide families with an opportunity to pay in advance for future college education expenses. The investment goal of the Fund was to achieve a rate of return that allows College Assist, the manager of the program, to ensure that it has sufficient funds on hand to meet the college related expenses of those students upon whose behalf it has entered into these prepaid tuition contracts. In February 2003, the Colorado Prepaid Tuition program was closed to new contracts and is currently in a run-off position. Although the funds remain in the custody of the Treasurer, effective July 1, 2004, the board of College Assist was given sole authority to make investment decisions for the remaining funds under C.R.S. 23-3.1-106. College Assist, at the Treasury's urging, established a policy to defease the CPTF's liabilities through the purchase of a ladder portfolio of fixed income investments. The Treasury assisted College Assist's investment advisor in the execution of this strategy. The defeasance investment program was completed February 11, 2005 and it is currently meeting the remaining obligations of the prepaid tuition program. This program is estimated to end in 2023.

The Colorado State Education Fund (CSEF) was established with the passage of Amendment 23 to the State's constitution in 2000. The amendment requires the diversion of a specified percentage of state income tax revenues collected on income earned on or after December 28, 2000 to the Fund. Moneys may be appropriated only for specified education-related programs. The Treasury manages the Fund with the expectation of continued liquidation of its few remaining long term positions in the next few years. Since the bulk of the disbursements made from this Fund are made to support payments made under the School Finance Act, the cash flows from this Fund can periodically have an impact upon those made from TPOOL/TCASH as well.

The Unclaimed Property Tourism Promotion Trust Fund (UPTF) was created by C.R.S. 38-13-116.7. The Fund consists of all proceeds collected through the sale of securities in the custody of the State Treasurer as the administrator of Unclaimed Property. The principal of this Fund will only be expended to pay claims and the interest earned from the deposit and investment of the moneys is credited to the Colorado State Fair Authority Cash Fund, the Agriculture Management Fund, and the Colorado Travel and Tourism Promotion Fund. See additional information regarding this Fund in the Unclaimed Property section on page 10.

For each of the portfolios it manages, the Department, in addition to constitutional and statutory guidance, has developed a written investment policy explicitly stating the appropriate goals, investment standards, level of liquidity, degree of credit risk, duration or average life, and other performance measures. The Treasurer has also established an investment advisory committee incorporating private sector investment professionals, and a representative of each of the agencies for which the Fund is managed to assist him in developing these policies.

A critical aspect of the implementation of these policies and the daily functioning of the investment section is the use of an online data and analytical system (Bloomberg). The Bloomberg System assists the investment managers in identifying and analyzing specific investments for either purchase or sale. Absent access to the Bloomberg System and subscriptions to credit services and an electronic trading system, the Investment section's capacity to meet its constitutional, statutory and policy objectives would be severely limited.

In FY 2008-09 Treasury added another critical investment tool, BondEdge. BondEdge is a software package consisting of analytical and database modules which provide the investment officers with comprehensive fixed income portfolio analytics. The system simulates various market environments to forecast performance results and respond to reporting demands.

The State's Time Deposit Program places monies in eligible public depositories on a weekly basis. The Certificate of Deposit (CD) rates are set by Treasury, and the collateralization of the deposits is administered by the Public Deposit Protection Act (PDPA) section of the Division of Banking. The Treasury issues a 3-month, 6-month and 1-year CD each week. Participation in the Time Deposit Program is predominantly by community banks on the eastern plains and western slope.

Unclaimed Property

The Unclaimed Property program was established in 1987, codified at C.R.S. 38-13-101, et seq., to locate owners of dormant or abandoned property and return their property to them. The law was expanded subsequently to include all types of companies and business entities, with limited exceptions. The law also covers public institutions, including courts, municipalities, most governmental subdivisions/agencies, public corporations or authorities, non-profit entities, hospitals, utilities, estates, trusts, or any other legal or commercial entity. The Division accepts encrypted reports on its website. Currently 100 percent of non-state holders with 20 or more items report electronically (a requirement since March 2007); and the division continues to work with state agencies on reporting in this prescribed format.

The Unclaimed Property Division also includes a small audit section that is charged with ensuring holder compliance with the reporting requirement. This section participates in seminars to educate citizens and businesses about the Unclaimed Property Act and the related compliance responsibilities. The Division held or participated in seven seminars and other outreach programs throughout the state in FY 2010-11. In addition to field audits where the auditors conduct onsite audits, the audit section conducts "Desk Audits". The Desk Audit Program is designed to improve unclaimed property compliance by contacting non-compliant companies and providing them with information about the Colorado Unclaimed Property Program. Businesses are contacted by telephone, letter and questionnaire and are encouraged to review their records for potential unclaimed property. The auditors then assist the business with reporting their unclaimed property. The field audits initiated during FY 2009-10 were large, multilevel audits that were ongoing for several months, and some are continuing to be conducted. Collections from the completed field audits in FY 2010-11 totaled more than \$550,000. Some of the larger field audits are expected to conclude in FY 2011-12. The Desk Audit Program placed special emphasis on non-reporting medical practices, temporary employment agencies, convenience stores, gas and oil companies, private colleges, food distributors, hi-tech companies, apartment and homeowner association managers, and fast food restaurants. Audit collections increased slightly in FY 2010-11 to nearly half a million dollars.

Since the program's inception the Treasury has returned more than \$250 million to citizens. Colorado businesses typically identify millions of dollars worth of unclaimed property during the reporting process. In many cases these businesses contact the property holders directly and return the money directly to them rather than transferring it to the Treasury. Due to these dual efforts, more than half a million owners or their heirs have had unclaimed property returned to them since the program began.

Unclaimed Property was featured repeatedly on nationally-televised programs such as Oprah, 60 Minutes, and Good Morning America generating hundreds of calls and claims with each occurrence, contributing to the increased number of inquiries and claims.

In FY 2010-11, the Unclaimed Property section returned \$23.0 million to nearly 18,500 claimants, a record number of rightful owners or their heirs, slightly surpassing the FY 2009-10 record number of claims initiated, processed and paid, and continuing the more than 40% increase over the nearly 13,000 owners who were paid in FY 2007-08. This is, largely, due to the fact that the Treasurer and the division aggressively publicize the program to ensure that citizens learn of its existence and check to see if property is being held on their behalf. The division continues to refine the electronic service for claimants through the Statewide Internet Portal Authority. This service allows citizens to search the unclaimed property database and to directly download a claim form to complete and submit. Along with the hardcopy claims received, more than 59,000 claims were filed online in FY 2010-11, leading to an unprecedented total of almost 70,000 claims being filed and processed in the Division, following the previously unprecedented 69,000 claims filed and processed in FY 2009-10. In addition, a claimant may inquire online as to the status of his claim. The success of all these efforts is a constant increase in citizen inquiries and claims. Inquiries to the Department increased by nearly 80%, growing from approximately 77,000 inquiries in FY 2007-08 to approximately 138,000 inquiries in FY 2008-09. The total number of inquiries continued to hold very steady at nearly 138,000 in FY 2010-11. During the current fiscal year the Treasury anticipates continuing to pursue a broad approach to publicizing the unclaimed property list of names during the annual publication. These include television and radio advertising coordinated with the ads and lists in newspapers throughout the state.

C.R.S. 38-13-115 requires the Treasurer to sell unclaimed securities of Colorado citizens held by a third party. In FY 2004-05, Treasury began the liquidation process and deposited money into the Trust Fund. More than \$51 million from the first two sales of securities was deposited into the newly created Unclaimed Property Tourism Promotion Trust Fund in FY 2004-05. Additional funds totaling approximately \$8 million were deposited into the Unclaimed Property Tourism Promotion Trust Fund in September 2005 and approximately another \$5 million was deposited in September 2006. Sales were suspended due to the recent turbulent fiscal conditions and resumed in FY 2009-10 when the sale of securities resulted in collections of nearly \$39 million. The FY 2011-12 sale of securities was completed in September 2011; the preliminary results of the sale of one year of security holdings is more than \$6.5 million.

The Department's Investment Section manages the Unclaimed Property Tourism Promotion Trust Fund as a separate account. Beginning in February 2009, C.R.S. 38-13-116.7 established a new distribution pattern for the interest earned on the Fund. The new allocation of the interest earned is as follows: 1) 25% to the Colorado State Fair Authority Cash Fund; 2) 65% to the Agriculture Management Fund; and 3) 10% to the Colorado Travel and Tourism Promotion Fund.

In FY 2005-06, the division was able to implement the provisions of C.R.S. 38-13-117.3 - 117.7. These statutes direct the Treasury to review all approved claims that exceed \$600.00 for possible interception to satisfy specified outstanding fees, fines or child support obligations. The division routinely checks these claims against lists submitted by the Judicial Department (JUD), the Department of Revenue (DOR), and the Department of Human Services (DHS). The total dollar amount of "Intercepted" claims by department in FY 2010-11 is as follows: JUD \$47,065; DHS \$33,201; and DOR \$78,173.

Throughout the year, the Unclaimed Property Division also receives and processes unclaimed safe deposit boxes. In FY 2010-11 the total number of safe deposit items reported was 2,276. Other FY 2010-11 statistics: 3,322 items inventoried, 68 items returned, and the total amount of cash from safe deposits boxes deposited was \$10,677.

Special Purpose

The special purpose programs include the Property Tax Deferral Program for Seniors and Active Military Personnel, the Senior Citizen and Disabled Veteran Property Tax Exemption Program, CoverColorado, Highway Users Tax Funds, and the Fire and Police Pension Fund.

Property Tax Deferral Program for Seniors and Active Military Personnel

This program provides loans to pay the property taxes for qualified Colorado citizens who make application. During the 2002 legislative session, C.R.S. 39-3.5-105.5 and 105.7 were revised, changing the funding of this program from a General Fund appropriation to an investment as a loan to the taxpayer. Liens are placed on the property and interest is calculated annually. The interest rate floats with the 10 year Treasury note, changing each year in February. The current rate is set at 2.625%. There are no limits to the number of applications the Department may receive; and there are limited eligibility requirements. As of June 30, 2011, Treasury had 645 participants in the program.

The Treasury uses an Access database to manage this program. Additionally, Treasury uses an annual self-verification process to monitor existing participants thus ensuring their continued eligibility for the program. Also, in conjunction with Central Collections, the Department aggressively pursues delinquent accounts.

Senior Citizen and Disabled Veteran Property Tax Exemption

Created by the passage of Referendum A, which was approved by the voters in November of 2000, and codified at C.R.S. 39-3-201 et. seq., this program originally exempted one-half of the first \$200,000 of a home's value from property taxation for citizens over the age of 65 who have lived in their current homes for at least 10 years. It also applies to surviving spouses of qualified taxpayers. The first payment to counties was made in April of 2003. The Treasury, in conjunction with the Department of Local Affairs has developed and maintains an extensive database for the program to ensure that distributions are correctly calculated and disbursed.

Language in Referendum A gave the legislature the authority to lower the amount of assessed residential property that may be exempted from taxes. Due to the State budget shortfall, C.R.S 39-3-203 was revised to decrease this amount to zero for tax years after January 1, 2003 but before January 1, 2006. Consequently no payments were made for FY 2003-04 through FY 2005-06. The exemption was reinstated to one-half of the first \$200,000 beginning with FY 2006-07. The Treasury made \$79.8 million in payments to counties in FY 2007-08; and \$85.6 million in FY 2008-09. However, again due to a State budget shortfall, C.R.S. 39-3-203 was revised for the 2009 property tax year, reducing the amount of assessed residential property that may be exempted from taxes by a qualifying senior from \$200,000 to \$0, leaving the exemption for qualified disabled veterans, noted below, intact. Consequently, Treasury made only \$1.3 million and \$1.6 million in payments to counties in FY 2009-10 and FY 2010-11, respectively. SB 10-190 continued the 2009 reduction through the 2011 property tax year.

Referendum E, approved during the 2006 general election, allows the senior homestead exemption to be extended to veterans who have a service-connected disability that has been rated as 100% permanent, as well as their surviving spouses. This exemption was codified by revising the definitions in C.R.S. 39-3-202.

CoverColorado

This is a non-profit organization providing individual, major-medical health insurance to eligible Colorado residents who are denied access to health insurance due to preexisting chronic medical conditions. Prior to restructuring CoverColorado's funding during the 2008 legislative session, the transfers to CoverColorado from the principal and interest in the Unclaimed Property Trust Fund (UPTF) were projected to be approximately 52 percent of their total program expenses in FY 2008-09. Currently, CoverColorado receives 25% of its funding from the UPTF, 50% from insurance premiums paid by participants, and 25% from assessments on insurers. The amount of the annual subsidy from the UPTF is based upon a statutorily required actuarial analysis. The amount available for transfer to CoverColorado is determined after reserving an amount for future claims through the Unclaimed Property Division and for the operations of that program. In FY 2010-11, \$31.9 million was transferred to CoverColorado from the UPTF.

Highway User Tax Funds

The annual calculation, allocation and distribution of Highway User Tax Funds (HUTF) to Colorado counties and municipalities, and the Department of Transportation are responsibilities of the Treasury. Estimates for future HUTF disbursements are based on projections from the Legislative Council Office.

On March 2, 2009, the Funding Advancements for Surface Transportation and Economic Recovery (FASTER) bill was signed into law and codified at C.R.S. 43-4-801 et. seq. The legislation generates additional revenues for statewide transportation improvements. Revenues generated from the Road Safety Surcharge, Oversize/Overweight Surcharge, Rental Car Surcharges, and late vehicle registration fees are credited to the HUTF and distributed per statute to the Department of Transportation, counties, and municipalities.

Fire and Police Pension

Although previously suspended, in FY 2005-06, statute reinstated an annual payment to FPPA to subsidize the unfunded liability in its "Old Hire" pension plans. The General Assembly appropriated \$25.3 million in FY 2005-06 and \$34.8 million in both FY 2006-07 and FY 2007-08. Then, due to the State budget shortfall, C.R.S. 31-30.5-307 was revised, eliminating the annual contribution to FPPA for FY 2008-09 through FY 2010-11. The annual contribution of \$25.3 million was reinstated beginning in FY 2011-12; however, SB 11-221 reduced that contribution by \$20 million. SB 11-221 also reduced the FY 2012-13 contribution by \$15.3 million and delayed the final contribution until FY 2018-19.

Other Programs

Charter School Intercept and Moral Obligation Program

C.R.S. 22-30.5-406 allows a charter school entitled to receive moneys from the State to request that the State Treasurer make direct payments of principal and interest on capital construction bonds on its behalf. The Treasury withholds the moneys needed to make these payments from the monthly equalization payments to the Charter Authorizer (the school district in which the charter school is located or the State Charter School Institute). The Treasurer will only perform an intercept for a charter school that receives sufficient state equalization money to cover the entire annual amount of the principal and interest payments. This program enhances the charter school's ability to obtain favorable financing terms on its bonds. As of September 30, 2011, Treasury had 53 participants in the intercept program.

In addition to this intercept program the Treasury oversees a complementary program: the "Moral Obligation Program." This program enhances the credit of a "qualified charter school." A qualified charter school is one that has obtained an investment grade credit assessment on a "stand alone" basis. The enhancement enables these qualified schools to obtain more favorable financing terms on their capital construction bonds. The program is funded from a separate source of moneys from which the Treasury would make bond payments in the case of a default by a charter school. C.R.S. 22-30.5-407 created the State Charter School Interest Savings Account within the State Charter School Debt Reserve Fund. Each qualified charter school allowed into this program annually pays ten basis points of the principal amount of bonds outstanding into this fund. At September 30, 2011, the fund had a balance of \$2.3 million. In the event that a default occurs that exhausts the balance in the fund, as well as the \$1 million appropriated in FY 2002-03 from the State Education Fund, the statute directs the Governor to notify the General Assembly so that it may consider whether to appropriate funds to pay off the bonds. This last element is the "moral obligation" aspect of the program. Failure by the State to make such an appropriation could have a substantial negative effect on the State's credit and almost certainly interfere with its ability to issue certificates of participation. The statutory cap of the outstanding par value of the bonds issued by charter schools under this program was legislatively increased from \$200 million to \$400 million in 2006. As of September 30, 2011, the outstanding par value of the bonds issued under the moral obligation program was \$395.5 million.

K-12 School District Intercept Program

The program created in C.R.S. 22-41-110 requires the Treasurer to make timely payments of principal and interest on school district bonds if the district is unable to do so. If the Treasurer makes such a payment, he shall recover the amount forwarded by withholding amounts from the school district's payments of the State's share of the district's total program funding and/or from school district property tax and specific ownership tax revenues. With this security in place, school districts across the State have been able to receive greatly enhanced ratings on their bond issues. The program, created in 1991, automatically covers all school districts except those which have expressly opted out of the program. Since the program's inception, Treasury has never made a bond payment on behalf of a school district. As of June 30, 2011, the outstanding par value of the bonds issued under the school district intercept program was approximately \$7.9 billion.

Higher Education Intercept Program

Based on the success of the State's school district intercept program explained above, in 2008 the legislature created a parallel program for revenue bonds issued by Colorado state-supported institutions of higher education, enacted as C.R.S. 23-5-139. In this program, the Treasurer is required to make timely payments of principal and interest on revenue bonds issued by qualified state-supported institutions of higher education if the institution is unable to do so. If the Treasurer makes such a payment, he shall recover the amount forwarded by withholding amounts from the institution's payments of the State's fee-for-service contract with the institution, from any other State support for the institution, and from any unpledged tuition moneys collected by the institution. With this security in place, the State's public institutions of higher education receive greatly enhanced ratings on their bond issues. Unlike the school district program, institution bonds must meet certain qualifications to be covered by the program: 1) at the time of issuance, the maximum total annual debt service payments of the revenue bond issue and any other bonds to which this section applies issued by the same institution are one hundred percent or less of the institution's prior year fee-for-service contract revenue; and 2) the institution must have pledged certain other institution revenues to the bond holders. As of September 30, 2011, there were eight institutions of higher education participating and the outstanding par value of the bonds issued under the higher education intercept program was approximately \$625.8 million.

Short-term Note Issuance

Due to the highly irregular flows of revenues into the state, Treasury issues short term tax and revenue anticipation notes. This financing provides funds to meet the state's liquidity needs in months when the state's general fund experiences a deficit. Interest on the notes and their costs of issuance are paid from investment earnings and premium. In July 2011, Treasury issued \$500 million in tax and revenue anticipation notes which mature in June 2012.

In July 2011, the Treasury also issued \$100 million in short term notes on behalf of the State of Colorado Education Loan Program to fund cash flow shortages in school districts. An additional issuance of approximately \$260 million for this program will occur in December. The repayment of these notes is from the property tax collections of the participating local school districts.

Higher Education Lease Purchase Agreements

In 2008, the General Assembly enacted C.R.S. 23-1-106.3 authorizing the Treasurer to execute lease purchase agreements on behalf of the State for certain capital projects at state-supported institutions of higher education as specified in HJR 08-1042. The legislation sets the term of maturity and maximum annual lease payment amounts. The repayment source for these transactions is the Higher Education Federal Mineral Lease Revenues Fund created in C.R.S. 23-19.9-102. C.R.S. 23-1-106.3 also specifies that the Treasurer will make an annual determination of the sufficiency of money in the Higher Education Federal Mineral Lease Revenues Fund for entering into additional lease purchase agreements in subsequent years. \$230.8 million in Certificates of Participation were issued on November 6, 2008. The proceeds of the certificates are being used to fund twelve projects at institutions of higher education from the legislative resolution (HJR 08-1042 projects 1-11 plus project 13).

Responding to historically low rates in the tax exempt market, a portion of the 2008 Certificates of Participation were restructured to realize both budgetary and present value savings. \$35.9 million of refunding higher education Certificates of Participation were issued in December 2009, which saved the state \$12.8 million over FY 2009-10 through FY 2011-12.

Building Excellent Schools Today (BEST) Lease Purchase Agreements

In 2008, HB 08-1335 (the BEST Act) was signed into law (codified as C.R.S. 22-43.7-101 et. seq.). This legislation authorizes the Treasurer to execute lease purchase agreements on behalf of the State for certain kindergarten through twelfth grade (K-12) public school capital projects. The legislation allows the Public School Capital Construction Assistance Board to recommend projects to be funded through these lease purchase agreements with annual lease payments that do not exceed, in total, \$20 million in FY 2008-09, \$40 million in FY 2009-10, \$60 million in FY 2010-11 and \$80 million in FY 2011-12 and any year thereafter. Of this amount, the State is responsible for funding lease payments not to exceed half the total. School districts, charter schools or Boards of Cooperative Educational Services (BOCES) provide "matching" amounts to make any additional lease payments up to the total. The Treasurer makes lease payments from the Public School Capital Construction Assistance Fund, which receives moneys from school trust lands and from the Colorado Lottery. \$87.1 million in Certificates of Participation Qualified School Construction Bonds were issued on August 12, 2009. On December 16, 2010, \$95.69 million in Qualified School Construction Bond certificates, \$119.84 million in Build America certificates, and \$2.0 million in tax exempt certificates were issued to fund the third round of awards recommended by the Assistance Board and approved by the State Board of Education. As of September 2011, 146 of BEST grants have been awarded.

Critical Administration Performance Measures

Performance Measure	Outcome	FY 08-09 Actual	FY 09-10 Actual	FY 10-11 Actual
Income earned on all funds *	Benchmark	Meet Benchmark	Meet Benchmark	Meet Benchmark
	Actual	Exceeded Benchmark by 220 basis Points	Exceeded Benchmark by 190 basis Points	Exceeded Benchmark by 180 basis Points

* This is a weighted average calculation for the five Treasury-managed funds: Treasury Pool, Major Medical Insurance Fund, Public School Permanent Fund, State Education Fund, and Unclaimed Property Tourism Fund.

Key Administration Workload Indicators

Workload Indicators	FY 08-09 Actual	FY 09-10 Actual	FY 10-11 Actual
Number of Treasury Pool investment purchases / Average dollar amount per purchase	508 / \$24.7 million	439 / \$29.3 million	518 / \$32.8 million
Number of HUTF payments produced	3,937 EFT pymts / 24 warrants	3,947 EFT pymts / 27 warrants	3,951 EFT pymts / 25 warrants
Number of deferred property applications processed	391	526	513
Number of participants in charter intercept program (Number of these in "moral obligation" program)	47 (26)	49 (29)	53 (31)
Number of school districts participating in interest free loan program	22	27	23
Number of cash-related documents processed **	1,336,184	1,356,893	1,258,729
Number of checks received / Dollar amount of checks received	436,864 / \$714.4 million	389,327 / \$722.3 million	309,647 / \$749.8 million
Dollar amount of electronic deposits accounted for	\$20.5 billion	\$22.8 billion	\$23.3 billion

** Agencies with an interest-eligible fund are charged a transaction fee by Treasury based on the number of documents processed for that fund each year.

Significant Administration Accomplishments

To accelerate receipt of all funds coming into the Treasury Department

- 1.1.1 Continued to train other agency personnel on alternative cash concentration procedures such as the use of Internet based bank transfers to quickly and efficiently move money to the State's main operating account.
- 1.1.2 Continued to research and evaluate potential means to electronically transmit bank deposits seeking ones that meet the appropriate standards of accuracy, ease of use, and cost effectiveness.

To conservatively and safely invest the portfolios to preserve principal and consistently provide income

- 1.2.1 Earned \$149 million of income for all funds managed in FY 2010-11.
- 1.2.2 No investments in default or nonpaying status.
- 1.2.3 Exceeded the investment portfolio benchmark by 180 basis points.

To disburse funds efficiently

- 1.3.1 Maintained a timely process related to the applications for the senior property tax deferral program and the associated disbursements to the county treasurers.
- 1.3.2 Maintained a timely process related to intercepting bond payment funds from charter schools participating in the Charter Intercept Program and forwarding same to their chosen bank.

To provide efficient and timely cash flow monitoring

- 1.4.1 Successfully completed note issuances on behalf of school districts to meet their cash flow needs, while minimizing the program's cost to the state's General Fund.
- 1.4.2 Ensured that all outstanding interest free loans to school districts were repaid on time.
- 1.4.3 Maintained a timely process to transfer funds to CoverColorado from Unclaimed Property as required.
- 1.4.4 Maintained a timely process, with the assistance of the Department of Revenue, to transfer tobacco taxes collected under Amendment 35 to various State agencies.
- 1.4.5 Continued to maintain a database to monitor the general obligation bonds issued by school districts under the School District Intercept Program, C.R.S. 22-41-110.

To improve cash management and ensure adequate liquidity through better forecasting

- 1.5.1 Continued to refine cash flow forecasting methodology.
- 1.5.2 Continued to meet with the Office of State Planning and Budgeting (OSPB), the Department of Revenue and Legislative Council to ensure accurate cash flow information for legislature and credit rating agencies.
- 1.5.3 Cost effectively issued Tax Revenue Anticipation Notes to aid in cash flow management, sizing the issuance to minimize interest expense.

To improve banking services

- 1.6.1 Continued to evaluate banking services for improved reporting, cash management, and earnings on funds on deposit.

To better inform public of Treasury's Services and state finances

1.7.1 Continued to improve the Treasury Web site, originally redesigned in December 2007 to provide Colorado citizens with better access to State information.

To provide technical assistance to local governments

1.8.1 Continued to instruct local government finance officials on the State's master credit card agreement.

To continue and improve the Building Excellent Schools Today program

1.10.1 Refined and improved the process for constructing lease purchase financing for the program.

1.10.2 Successfully issued \$217.5 million of Certificates of Participation (COPs) in December 2010.

1.10.3 Successfully structured COPs to have \$119.8 million of the certificates designated as Build America Certificates, a bond type created by ARRA in which 35% of the interest is subsidized by the federal government, representing a significant cost savings to the state and the BEST program.

Critical Unclaimed Property Performance Measures

Performance Measure	FY 08-09 Actual	FY 09-10 Actual	FY 10-11 Actual
Total holder reports received (Number of these filed electronically)	8,588 (8,588)	8,781 (8,772)	9,924 (8,900)
Dollars returned to rightful owners	\$25.5 million	\$25.2 million	\$23.0 million

Key Unclaimed Property Workload Indicators

Workload Indicators	FY 08-09 Actual	FY 09-10 Actual	FY 10-11 Actual
Number of claims processed	18,248	18,377	18,469
Number of inquiries handled	>137,000	Near 138,000	>138,000
Number of letters mailed to owners	9,200	5,700	6,000
Number of businesses & reporting services notified	8,180	8,139	8,150
Safe deposit (SD) related items:			
• Number of SD items reported	2,354	1,858	2,276
• Number of SD items inventoried	979	750	3,322
• Number of SD items returned	122	1,449	68
• Number of SD items sold (amount received)	124 (\$22,908)	25 (\$6,130)	No Auctions Held

Significant Unclaimed Property Accomplishments

To communicate existence of Program more effectively to potential owners

1.1.1 Pursued an aggressive media program throughout the year to highlight the program, including being repeatedly featured on nationally-televised programs such as Oprah, 60 Minutes, and Good Morning America.

1.1.2 Continued annual publication of unclaimed property holder names, significantly increasing submission of inquiries and claims by citizens. In April 2011 the publication utilized 10 television stations throughout the state, and newspapers in many counties to advertise more than 88,000 new names. The names published were those added to the Unclaimed Property database during the previous year and valued at \$50 or more.

To reduce the administrative burden on holders

1.2.1 Continued to make all forms and reporting instructions available on the Treasury website.

1.2.2 Continued to enforce the rule requiring all companies with 20 or more items to report to submit the report electronically.

1.2.3 Made it possible for companies to submit encrypted reports electronically.

To educate citizens and businesses about unclaimed property and the related responsibilities for compliance

1.3.1 Held seven seminars and other outreach programs in Colorado Springs, Vail, Greeley, Loveland, Ft Collins and the Denver metro area.

1.3.2 Continued efforts to identify and contact potential unclaimed property holders to inform them of requirements to report and the processes for doing so.

To meet additional statutory requirements

1.4.1 Continued to refine the unclaimed property intercept program pursuant to HB 05-1044 to capture unclaimed property owed to meet outstanding governmental debts.

1.4.2 Assisted other state agencies in implementing process for reporting and obtaining reimbursements.

1.4.3 Made an aggressive effort to dispose of non-valuable safe deposit items held by the Division for three years or longer, in compliance with the Unclaimed Property Statute. Disposed of 2,653 non-valuable items and freed space in the unclaimed property vault.

Strategic Plan

The Treasury continues to focus on its prime mission - maximizing dollars available for state use. Most important is investment income, which is earned through prompt deposit and investment of state funds. Treasury has been able to expand its abilities to do thorough research on appropriate investments through advances in technology. Those advancements have allowed a limited number of full time staff to meet the ever more complex challenges of investing in what is an increasingly global marketplace.

Treasury also continues its focus on reuniting owners with their unclaimed property. The program continues to grow and to push new methods (both in terms of publication and in higher levels of automation) to find and identify owners, and to increase compliance with holders of unclaimed property throughout the state.

Additionally, the Treasurer's Office continues what it hopes will be a permanent greater focus on government transparency. Working with other departments since 2007, Treasury published an annual State Taxpayer Accountability Report that allows the average citizen access to the state budget, revenues, assets and liabilities. Treasury also developed "Tax Tracks" to let individual taxpayers see how much they spend on state services. The goal of greater accessibility and ease of access for information on how state taxpayer dollars are used extends to a technological overhaul of Treasury's website, with the ultimate goal of Treasury being able to serve as the source of information for the entire state on how taxpayer dollars are utilized.

The Treasurer's Office has also taken on significant new responsibilities with the passage of SB 08-233, SB 08-245, HB 08-1335 and HB 09-1346 to manage or assist in the issuance of debt or certificates of participation by the state, other local governments or public issuers within the state. Through the Building Excellent Schools Today program Treasury has provided and will continue to provide financing through Certificates of Participation for K-12 capital construction projects throughout Colorado.

The Treasurer's Office has increased its concern for the decentralized nature relating to management of the State's debt, certificates of participation, and other financial obligations. Ratings agencies have taken a stronger position in assessing the credit strength of borrowers, including downgrades of the Federal Government and as many as 15 states. The Treasurer takes his fiduciary responsibilities seriously, and is looking to seek an even greater role of managing the State's finances in a consolidated fashion. This includes both managing the issuance of debt or certificates of participation, as well as many post-issuance compliance measures required by the IRS and the SEC. Colorado is an outlier in its debt management practices, and the Treasurer's Office is looking to seek ways to organize the State's finances in a more consolidated fashion. The Treasurer's Office plans to help develop legislation to promote a centralized coordination of financial management that addresses these concerns.

With respect to the new state of capital markets and current economic realities, the Treasurer's Office is also working with its investment team, as well as treasurers in local governments, to propose possible changes in investment statutes. The downgrade of the Federal Government has specifically left many local governments exposed, and the possibility of additional downgrades heightens this concern. The Treasurer's Office will look to support legislation that can provide immediate relief to state and local government investment statutes.

Department of Treasury
Schedule 10
FY 2012-13 Budget Request

Priority	Number	Division	Request	FTE	Total Funds	General Fund	Cash Funds	Reappropriated Funds	Federal Funds
Decision Items									
1	1	Unclaimed Property	Unclaimed Property Database Software Support	0.0	\$10,000	\$0	\$10,000		
2	2	Administration	Investment Tools	0.0	\$2,470	\$2,470	\$0		
				0.0	\$0				
Total - Decision Items				0.0	\$12,470	\$2,470	\$10,000	\$0	\$0
Base Reduction Items									
Total - Base Reduction Items				0.0	\$0	\$0	\$0	\$0	\$0
Non-Prioritized Items									
	1	Administration	Statewide Risk Management Base Adjustment	0.0	\$221	\$221	\$0		
	2	Administration	Statewide GGCC Base Reduction	0.0	(\$120,094)	(\$120,094)	\$0		
	3	Administration	Statewide CCLS Base Adjustment	0.0	\$6,263	\$6,263	\$0		
Total Non Prioritized Items				0.0	(\$113,610)	(\$113,610)	\$0	\$0	\$0
Grand Total				0.0	(\$101,140)	(\$111,140)	\$10,000	\$0	\$0

Schedule 13
Change Request for FY 2012-13 Budget Request Cycle

Decision Item FY 2012-13 Base Reduction Item FY 2012-13 Supplemental FY 2011-12 Budget Amendment FY 2012-13

Request Title: Unclaimed Property Database Software Support
 Department: Treasury Dept. Approval by: Date: 11/01/2011
 Priority Number: 1 of 2 OSPB Approval: Date:

		1	2	3	4	5	6	7	8	9	10
	Fund	Prior-Year Actual FY 2010-11	Appropriation FY 2011-12	Supplemental Request FY 2011-12	Total Revised Request FY 2010-12	Base Request FY 2012-13	Decision/ Base Reduction FY 2012-13	November 1 Request FY 2012-13	Budget Amendment FY 2012-13	Total Revised Request FY 2012-13	Change from Base (Column 5) FY 2013-14
Total of All Line Items	Total	121,414	121,869	0	121,869	121,869	10,000	131,869	0	131,869	10,000
	FTE	0.0	0.0	0.0	0.0	0.0	0.0	0.0	0.0	0.0	0.0
	GF	0	0	0	0	0	0	0	0	0	0
	GFE	0	0	0	0	0	0	0	0	0	0
	CF	121,414	121,869	0	121,869	121,869	10,000	131,869	0	131,869	10,000
	CFE/RF	0	0	0	0	0	0	0	0	0	0
	FF	0	0	0	0	0	0	0	0	0	0
(2) UNCLAIMED PROPERTY, Operating Expenses	Total	121,414	121,869	0	121,869	121,869	10,000	131,869	0	131,869	10,000
	FTE	0.0	0.0	0.0	0.0	0.0	0.0	0.0	0.0	0.0	0.0
	GF	0	0	0	0	0	0	0	0	0	0
	GFE	0	0	0	0	0	0	0	0	0	0
	CF	121,414	121,869	0	121,869	121,869	10,000	131,869	0	131,869	10,000
	CFE/RF	0	0	0	0	0	0	0	0	0	0
	FF	0	0	0	0	0	0	0	0	0	0
	Total	0	0	0	0	0	0	0	0	0	0
	FTE	0.0	0.0	0.0	0.0	0.0	0.0	0.0	0.0	0.0	0.0
	GF	0	0	0	0	0	0	0	0	0	0
	GFE	0	0	0	0	0	0	0	0	0	0
	CF	0	0	0	0	0	0	0	0	0	0
	CFE/RF	0	0	0	0	0	0	0	0	0	0
	FF	0	0	0	0	0	0	0	0	0	0
	Total	0	0	0	0	0	0	0	0	0	0
	FTE	0.0	0.0	0.0	0.0	0.0	0.0	0.0	0.0	0.0	0.0
	GF	0	0	0	0	0	0	0	0	0	0
	GFE	0	0	0	0	0	0	0	0	0	0
	CF	0	0	0	0	0	0	0	0	0	0
	CFE/RF	0	0	0	0	0	0	0	0	0	0
	FF	0	0	0	0	0	0	0	0	0	0

Non-Line Item Request: None
 Letternote Revised Text for FY 2011-12: None
 Letternote Text Requested for FY 2012-13: None
 Cash or Federal Fund Name and COFRS Fund Number: Unclaimed Property Trust Fund, 827 WAA
 Reappropriated Funds Source, by Department and Line Item Name:
 Approval by OIT? Yes: No: N/A:
 Schedule 13s from Affected Departments:

CHANGE REQUEST for FY 2012-13 BUDGET REQUEST CYCLE

Department:	Treasury
Priority Number:	1 of 2
Change Request Title:	Unclaimed Property Database Software Support

SELECT ONE (click on box):

- Decision Item FY 2012-13
- Base Reduction Item FY 2012-13
- Supplemental Request FY 2011-12
- Budget Request Amendment FY 2012-13

SELECT ONE (click on box):

Supplemental or Budget Request Amendment Criterion:

- Not a Supplemental or Budget Request Amendment
- An emergency
- A technical error which has a substantial effect on the operation of the program
- New data resulting in substantial changes in funding needs
- Unforeseen contingency such as a significant workload change

Short Summary of Request:

Treasury is requesting \$10,000 of cash funding to cover the increase in support costs for the Unclaimed Property Division's database software. Since upgrading to a new system in FY 2005-06, the annual cost of the lowest level of support (Bronze Level) has risen from \$31,250 to \$41,250.

The Unclaimed Property Division expended \$121,414 of its total Operating Expense appropriation of \$121,869 in FY 2010-11. The cost of the software support plus the cost of postage accounted for 71% of those operating expenses. The Division was able to reduce its operating expenses when they moved to a new office location, with a state-supported telephone system, in August 2006. However, those savings have been completely consumed over the past five years as the number of citizen inquiries more than doubled to nearly 140,000 annually, helping to push postage costs up 75% over the same time period.

General Description of Request:

Unclaimed Property records, currently totaling 4.6 million, are stored in a large database housed on a Microsoft SQL Server. The UPS2000 software and the software support for this database is provided by Wagers & Associates, Inc. (Wagers). Unclaimed property systems are Wagers' only business with systems installed in 36 states. Wagers is extremely familiar with unclaimed property laws and provides robust support for its programs. They incorporate each state's ideas to enhance and improve the systems constantly.

The Wagers system provides numerous advantages including:

- High-level security for network and programs
- A robust, stable operating environment
- An efficient workflow process
- Optimized productivity
- Seamless interaction across multiple modules
- Automation of many processes
- Audit tracking
- Adhoc reports

The Bronze Level services provided by Wagers include unlimited telephone access and scheduled updates as well as the ability to download pertinent software files from the internet as needed, additional hours of system customization, and new report generation.

Consequences if Not Funded:

Other systems have been custom built for some states. Most of these systems run on a main frame with personal computer access to the data. The State of Virginia uses a similar system with a comparable number of records. Years ago, it purchased the source code for the software it uses for \$100,000. All customization and maintenance subsequent to the purchase must be handled either in-house or by a contractor. As Treasury does not currently employ any individuals capable of performing such specialized work, Treasury would have to contract for system customization and software maintenance using this alternative. In the years following the initial purchase and implementation, the cost of supporting such a highly customized program would almost certainly be at least \$41,250 annually, and it is unlikely that the contractor could provide support comparable to that delivered by Wagers & Associates.

Calculations for Request:

Summary of Request FY 2012-13	Total Funds	General Fund	Cash Funds	Reappropriated Funds	Federal Funds	FTE
Total Request	10,000	0	10,000	0	0	0.0
Unclaimed Property – Operating Expenses	10,000	0	10,000	0	0	0.0

Cash Funds Projections:

Cash Fund Name	Cash Fund Number	FY 2010-11 Expenditures *	FY 2010-11 End of Year Net Assets	FY 2011-12 End of Year Net Assets Estimate	FY 2012-13 End of Year Net Assets Estimate	FY 2013-14 End of Year Net Assets Estimate **
Unclaimed Property Trust Fund	827 / 82A	55,538,379	36,008,301	27,992,792	11,580,120	14,786,864

NOTE: “Net Assets” equals Available Cash less the Reserve Amount necessary to pay anticipated claims; the reserve amount is projected to grow from \$70 million in FY 2010-11 to \$81 million in FY 2013-14.

* Includes \$1.6 million in costs to operate the program and \$31.9 million in statutory transfers to CoverColorado (as explained in the “CoverColorado” section on page 13 of this Budget Request)

** The transfers to CoverColorado are projected to grow to \$46 million by FY 2012-13; however, transfers to CoverColorado are scheduled to cease as of January 1, 2014.

Schedule 13
Change Request for FY 2012-13 Budget Request Cycle

Decision Item FY 2012-13 Base Reduction Item FY 2012-13 Supplemental FY 2011-12 Budget Amendment FY 2012-13

Request Title: Investment Tools
 Department: Treasury Dept. Approval by: Date: 11/01/2011
 Priority Number: 2 of 2 OSPB Approval: Date:

	Fund	1	2	3	4	5	6	7	8	9	10
		Prior-Year Actual FY 2010-11	Appropriation FY 2011-12	Supplemental Request FY 2011-12	Total Revised Request FY 2010-12	Base Request FY 2012-13	Decision/ Base Reduction FY 2012-13	November 1 Request FY 2012-13	Budget Amendment FY 2012-13	Total Revised Request FY 2012-13	Change from Base (Column 5) FY 2013-14
Total of All Line Items	Total	148,441	198,649	0	198,649	199,449	2,470	201,919	0	201,919	2,470
	FTE	0.0	0.0	0.0	0.0	0.0	0.0	0.0	0.0	0.0	0.0
	GF	148,441	198,649	0	198,649	199,449	2,470	201,919	0	201,919	2,470
	GFE	0	0	0	0	0	0	0	0	0	0
	CF	0	0	0	0	0	0	0	0	0	0
	CFE/RF	0	0	0	0	0	0	0	0	0	0
	FF	0	0	0	0	0	0	0	0	0	0
(2) ADMINISTRATION, Operating Expenses	Total	148,441	198,649	0	198,649	199,449	2,470	201,919	0	201,919	2,470
	FTE	0.0	0.0	0.0	0.0	0.0	0.0	0.0	0.0	0.0	0.0
	GF	148,441	198,649	0	198,649	199,449	2,470	201,919	0	201,919	2,470
	GFE	0	0	0	0	0	0	0	0	0	0
	CF	0	0	0	0	0	0	0	0	0	0
	CFE/RF	0	0	0	0	0	0	0	0	0	0
	FF	0	0	0	0	0	0	0	0	0	0
	Total	0	0	0	0	0	0	0	0	0	0
	FTE	0.0	0.0	0.0	0.0	0.0	0.0	0.0	0.0	0.0	0.0
	GF	0	0	0	0	0	0	0	0	0	0
	GFE	0	0	0	0	0	0	0	0	0	0
	CF	0	0	0	0	0	0	0	0	0	0
	CFE/RF	0	0	0	0	0	0	0	0	0	0
	FF	0	0	0	0	0	0	0	0	0	0
	Total	0	0	0	0	0	0	0	0	0	0
	FTE	0.0	0.0	0.0	0.0	0.0	0.0	0.0	0.0	0.0	0.0
	GF	0	0	0	0	0	0	0	0	0	0
	GFE	0	0	0	0	0	0	0	0	0	0
	CF	0	0	0	0	0	0	0	0	0	0
	CFE/RF	0	0	0	0	0	0	0	0	0	0
	FF	0	0	0	0	0	0	0	0	0	0

Non-Line Item Request: None
 Letternote Revised Text for FY 2011-12: None
 Letternote Text Requested for FY 2012-13: None
 Cash or Federal Fund Name and COFRS Fund Number:
 Reappropriated Funds Source, by Department and Line Item Name:
 Approval by OIT? Yes: No: N/A:
 Schedule 13s from Affected Departments:

CHANGE REQUEST for FY 2012-13 BUDGET REQUEST CYCLE

Department:	Treasury
Priority Number:	2 of 2
Change Request Title:	Investment Tools

SELECT ONE (click on box):

- Decision Item FY 2012-13
- Base Reduction Item FY 2012-13
- Supplemental Request FY 2011-12
- Budget Request Amendment FY 2012-13

SELECT ONE (click on box):

Supplemental or Budget Request Amendment Criterion:

- Not a Supplemental or Budget Request Amendment
- An emergency
- A technical error which has a substantial effect on the operation of the program
- New data resulting in substantial changes in funding needs
- Unforeseen contingency such as a significant workload change

Short Summary of Request:

The Department of Treasury's three investment officers utilize three unique investment tools on a day-to-day basis: Bloomberg computer terminals providing live prices and yields; a BondEdge Fixed Income Software System providing analytical and database modules; and Standard & Poor's (S&P) credit research service, CreditWire. A portion of the costs of these tools is allocated to the Department's debt issuances because Treasury relies upon these services to assist it in reinvesting the proceeds of these issuances. However, the changes listed below are making it necessary for Treasury to request additional funds to continue funding these three investment tools at their current levels.

- The percentage of the investment tool costs applicable to Treasury's debt issuances has fallen from 23% in FY 2009-10 to 18% in FY 2011-12. Partially offsetting this overall reduced allocation is that Treasury allocates a portion of the BondEdge cost to the debt issuances; this allocation was not anticipated when Treasury requested and was granted its decision item relating to BondEdge during the FY 2008-09 budget cycle.
- Treasury has seen recent, bi-annual and annual price increases from Bloomberg and BondEdge, respectively.

General Description of Request:

Using Bloomberg, the Treasury is in direct communication with all the broker/dealers and can bid competitively on spread product with multiple brokers simultaneously, increasing the opportunity to get the best price for the State. Monitoring current spread levels is critical because the spread is a measure of risk in a bond. A bond with a narrow spread is likely to be expensive; a bond with a wide spread is reflective of higher risk. Treasury looks for bonds that represent fair value for the level of assumed risk. Each investment officer needs their own Bloomberg terminal for monitoring bond prices daily in order to identify buy/sell/swap opportunities to enhance book income to the portfolios of the State, and to keep up-to-date on financial and economic conditions that could materially impact investment holdings. There is a potentially enormous opportunity cost to the State due to lack of accurate information.

BondEdge computes risk measures on an option-adjusted basis that allows clients to clearly understand the risk/return profile of securities and portfolios. These measures include effective duration, effective convexity, average life, and yield to maturity/call/worst. Clients can see these measures for each bond in their portfolio, but more important, clients can see the weighted averages for a portfolio, or even a group of portfolios. It offers detailed sector breakdowns showing how each sector contributes to the portfolio's overall risk and extensive book value reporting; and, in addition to the standard reports included with the system, BondEdge allows the client to "slice and dice" portfolios into various risk categories. In addition to showing the current risk measures, BondEdge allows the client to look at projected risk measures based on changing market conditions. This includes up/down shocks to interest rates, as well as widening/tightening credit spreads. Clients can also forecast the impact of yield curve and spread moves.

Standard & Poor's CreditWire is a real-time credit ratings and research information service, and can only be obtained through an authorized third party distributor; in this case, over a Bloomberg terminal. It provides immediate access to new issue ratings and analyses and other ratings actions for various sectors and categories. In addition, the service offers other easily accessible lists of issuers, such as those which are on CreditWatch for potential changes in credit quality.

Consequences if Not Funded:

Not fully funding Bloomberg would force Treasury to reduce the number of terminals from three to two; and access to investment information would be limited. By necessity due to time zones, the investment section begins use of the Bloomberg terminals at 6 am, Mountain Time. Until approximately 9:30 each morning one Bloomberg would be reserved exclusively for the short-term cash investment officer. Until the cash is fully invested and the Time Deposit program is priced (Mondays), the intermediate term and long term investment officers would have to share a second Bloomberg for access to their markets. By mid-morning, the intermediate term investment officer would have access to the Bloomberg used by the short-term investment officer. Investment officers still would be able to monitor their markets but not on as timely a basis and would have to rely more upon using the telephone, fax and financial publications which cannot provide financial information with the timeliness, volume, and depth as can Bloomberg. The investment section generates millions of dollars in revenue for the State (\$149 million in FY 2010-11). Decreased access to this system will reduce the amount of revenue the Treasury can generate within the constraints of legality, safety, liquidity and yield.

As for BondEdge, the downside risks relating to interest rates, credit rates, yield curves, and prepayment options in today's volatile market are major factors in investment-related decision making. Without BondEdge, the investment officers have fewer tools available to them to monitor and avoid these risks.

Finally, regarding S&P's CreditWire, recent activity in global markets makes it more critical than ever before that Treasury be able to ensure that its investments are protected, and that the investment officers have information that not only relates to breaking news, but information that details market trends so that Treasury can invest State funds wisely and safely.

Calculations for Request:

Summary of Request FY 2012-13	Total Funds	General Fund	Cash Funds	Reappropriated Funds	Federal Funds	FTE
Total Request	2,470	2,470	0	0	0	0.0
Administration – Operating Expenses	2,470	2,470	0	0	0	0.0

Assumptions for Calculations:

Estimated Costs	Bloomberg Terminals (3)	BondEdge	S&P's CreditWire	Grand Total
Annual Charges	70,920	43,452	12,400	126,772
Allocation to Debt Issuances (18%)	(12,766)	(7,821)	(2,232)	(22,819)
Current FY 2011-12 budget amount	(52,925) ^A	(39,324) ^B	(9,234) ^A	(101,483)
Additional costs (savings)	5,229	(3,693)	934	2,470
100% General Fund				

^A See FY 2008-09 Budget Request Amendment

^B See FY 2008-09 Decision Item

**Schedule 13
Change Request for FY 2011-12 Budget Request Cycle**

Decision Item FY 2012-13 Base Reduction Item FY 2012-13 Supplemental FY 2011-12 Budget Amendment FY 2012-13

Request Title: Statewide Risk Management Base Adjustment
Department: Treasury **Dept. Approval by:** **Date:** 11/01/2011
Priority Number: Non-prioritized **OSPB Approval:** **Date:**

	Fund	1	2	3	4	5	6	7	8	9	10
		Prior-Year Actual FY 2010-11	Appropriation FY 2011-12	Supplemental Request FY 2011-12	Total Revised Request FY 2011-12	Base Request FY 2012-13	Decision/ Base Reduction FY 2012-13	November 1 Request FY 2012-13	Budget Amendment FY 2012-13	Total Revised Request FY 2012-13	Change from Base (Column 5) FY 2013-14
Total of All Line Items	Total	1,452	1,769	0	1,769	1,769	221	1,990	0	1,990	221
	FTE	0.0	0.0	0.0	0.0	0.0	0.0	0.0	0.0	0.0	0.0
	GF	1,452	1,769	0	1,769	1,769	221	1,990	0	1,990	221
	GFE	0	0	0	0	0	0	0	0	0	0
	CF	0	0	0	0	0	0	0	0	0	0
	CFE/RF	0	0	0	0	0	0	0	0	0	0
	FF	0	0	0	0	0	0	0	0	0	0
(1) ADMINISTRATION, Workers' Compensation and Payment to Risk Management and Property Funds	Total	1,452	1,769	0	1,769	1,769	221	1,990	0	1,990	221
	FTE	0.0	0.0	0.0	0.0	0.0	0.0	0.0	0.0	0.0	0.0
	GF	1,452	1,769	0	1,769	1,769	221	1,990	0	1,990	221
	GFE	0	0	0	0	0	0	0	0	0	0
	CF	0	0	0	0	0	0	0	0	0	0
	CFE/RF	0	0	0	0	0	0	0	0	0	0
	FF	0	0	0	0	0	0	0	0	0	0
	Total	0	0	0	0	0	0	0	0	0	0
	FTE	0.0	0.0	0.0	0.0	0.0	0.0	0.0	0.0	0.0	0.0
	GF	0	0	0	0	0	0	0	0	0	0
	GFE	0	0	0	0	0	0	0	0	0	0
	CF	0	0	0	0	0	0	0	0	0	0
	CFE/RF	0	0	0	0	0	0	0	0	0	0
	FF	0	0	0	0	0	0	0	0	0	0
	Total	0	0	0	0	0	0	0	0	0	0
	FTE	0.0	0.0	0.0	0.0	0.0	0.0	0.0	0.0	0.0	0.0
	GF	0	0	0	0	0	0	0	0	0	0
	GFE	0	0	0	0	0	0	0	0	0	0
	CF	0	0	0	0	0	0	0	0	0	0
	CFE/RF	0	0	0	0	0	0	0	0	0	0
	FF	0	0	0	0	0	0	0	0	0	0

Non-Line Item Request: None
Letternote Revised Text for FY 2010-11: None
Letternote Text Requested for FY 2011-12: None
Cash or Federal Fund Name and COFRS Fund Number:
Reappropriated Funds Source, by Department and Line Item Name:
Approval by OIT? Yes: No: N/A:
Schedule 13s from Affected Departments:

Schedule 13
Change Request for FY 2012-13 Budget Request Cycle

Decision Item FY 2012-13 Base Reduction Item FY 2012-13 Supplemental FY 2011-12 Budget Amendment FY 2012-13

Request Title: GGCC Base Reduction
 Department: Treasury Dept. Approval by: Date: 11/01/2011
 Priority Number: Non-prioritized OSPB Approval: Date:

	Fund	1	2	3	4	5	6	7	8	9	10
		Prior-Year Actual FY 2010-11	Appropriation FY 2011-12	Supplemental Request FY 2011-12	Total Revised Request FY 2011-12	Base Request FY 2012-13	Decision/ Base Reduction FY 2012-13	November 1 Request FY 2012-13	Budget Amendment FY 2012-13	Total Revised Request FY 2012-13	Change from Base (Column 5) FY 2013-14
Total of All Line Items	Total	3,811	132,062	0	132,062	132,062	(120,094)	11,968	0	11,968	(120,094)
	FTE	0.0	0.0	0.0	0.0	0.0	0.0	0.0	0.0	0.0	0.0
	GF	3,811	132,062	0	132,062	132,062	(120,094)	11,968	0	11,968	(120,094)
	GFE	0	0	0	0	0	0	0	0	0	0
	CF	0	0	0	0	0	0	0	0	0	0
	CFE/RF	0	0	0	0	0	0	0	0	0	0
	FF	0	0	0	0	0	0	0	0	0	0
(1) ADMINISTRATION, Purchase of Services from Computer Center	Total	3,811	132,062	0	132,062	132,062	(120,094)	11,968	0	11,968	(120,094)
	FTE	0.0	0.0	0.0	0.0	0.0	0.0	0.0	0.0	0.0	0.0
	GF	3,811	132,062	0	132,062	132,062	(120,094)	11,968	0	11,968	(120,094)
	GFE	0	0	0	0	0	0	0	0	0	0
	CF	0	0	0	0	0	0	0	0	0	0
	CFE/RF	0	0	0	0	0	0	0	0	0	0
	FF	0	0	0	0	0	0	0	0	0	0
	Total	0	0	0	0	0	0	0	0	0	0
	FTE	0.0	0.0	0.0	0.0	0.0	0.0	0.0	0.0	0.0	0.0
	GF	0	0	0	0	0	0	0	0	0	0
	GFE	0	0	0	0	0	0	0	0	0	0
	CF	0	0	0	0	0	0	0	0	0	0
	CFE/RF	0	0	0	0	0	0	0	0	0	0
	FF	0	0	0	0	0	0	0	0	0	0
	Total	0	0	0	0	0	0	0	0	0	0
	FTE	0.0	0.0	0.0	0.0	0.0	0.0	0.0	0.0	0.0	0.0
	GF	0	0	0	0	0	0	0	0	0	0
	GFE	0	0	0	0	0	0	0	0	0	0
	CF	0	0	0	0	0	0	0	0	0	0
	CFE/RF	0	0	0	0	0	0	0	0	0	0
	FF	0	0	0	0	0	0	0	0	0	0

Non-Line Item Request: None
 Letternote Revised Text for FY 2010-11: None
 Letternote Text Requested for FY 2011-12: None
 Cash or Federal Fund Name and COFRS Fund Number:
 Reappropriated Funds Source, by Department and Line Item Name:
 Approval by OIT? Yes: No: N/A:
 Schedule 13s from Affected Departments:

**Schedule 13
Change Request for FY 2012-13 Budget Request Cycle**

Decision Item FY 2012-13 Base Reduction Item FY 2012-13 Supplemental FY 2011-12 Budget Amendment FY 2012-13

Request Title: CCLS Base Adjustment
 Department: Treasury Dept. Approval by: Date: 11/01/2011
 Priority Number: Non-prioritized OSPB Approval: Date:

	Fund	1	2	3	4	5	6	7	8	9	10
		Prior-Year Actual FY 2010-11	Appropriation FY 2011-12	Supplemental Request FY 2011-12	Total Revised Request FY 2011-12	Base Request FY 2012-13	Decision/ Base Reduction FY 2012-13	November 1 Request FY 2012-13	Budget Amendment FY 2012-13	Total Revised Request FY 2012-13	Change from Base (Column 5) FY 2013-14
Total of All Line Items	Total	53,949	55,297	0	55,297	55,297	6,263	61,560	0	61,560	6,263
	FTE	0.0	0.0	0.0	0.0	0.0	0.0	0.0	0.0	0.0	0.0
	GF	53,949	55,297	0	55,297	55,297	6,263	61,560	0	61,560	6,263
	GFE	0	0	0	0	0	0	0	0	0	0
	CF	0	0	0	0	0	0	0	0	0	0
	CFE/RF	0	0	0	0	0	0	0	0	0	0
	FF	0	0	0	0	0	0	0	0	0	0
(1) ADMINISTRATION, Capitol Complex Leased Space	Total	53,949	55,297	0	55,297	55,297	6,263	61,560	0	61,560	6,263
	FTE	0.0	0.0	0.0	0.0	0.0	0.0	0.0	0.0	0.0	0.0
	GF	53,949	55,297	0	55,297	55,297	6,263	61,560	0	61,560	6,263
	GFE	0	0	0	0	0	0	0	0	0	0
	CF	0	0	0	0	0	0	0	0	0	0
	CFE/RF	0	0	0	0	0	0	0	0	0	0
	FF	0	0	0	0	0	0	0	0	0	0
	Total	0	0	0	0	0	0	0	0	0	0
	FTE	0.0	0.0	0.0	0.0	0.0	0.0	0.0	0.0	0.0	0.0
	GF	0	0	0	0	0	0	0	0	0	0
	GFE	0	0	0	0	0	0	0	0	0	0
	CF	0	0	0	0	0	0	0	0	0	0
	CFE/RF	0	0	0	0	0	0	0	0	0	0
	FF	0	0	0	0	0	0	0	0	0	0
	Total	0	0	0	0	0	0	0	0	0	0
	FTE	0.0	0.0	0.0	0.0	0.0	0.0	0.0	0.0	0.0	0.0
	GF	0	0	0	0	0	0	0	0	0	0
	GFE	0	0	0	0	0	0	0	0	0	0
	CF	0	0	0	0	0	0	0	0	0	0
	CFE/RF	0	0	0	0	0	0	0	0	0	0
	FF	0	0	0	0	0	0	0	0	0	0

Non-Line Item Request: None
 Letternote Revised Text for FY 2010-11: None
 Letternote Text Requested for FY 2011-12: None
 Cash or Federal Fund Name and COFRS Fund Number:
 Reappropriated Funds Source, by Department and Line Item Name:
 Approval by OIT? Yes: No: N/A:
 Schedule 13s from Affected Departments:

Line Item Descriptions FY 2012-13 Budget Request

(1) ADMINISTRATION	38
<u>PERSONAL SERVICES</u>	38
<u>HEALTH, LIFE, AND DENTAL</u>	38
<u>SHORT-TERM DISABILITY</u>	39
<u>S.B. 04-257 AMORTIZATION EQUALIZATION DISBURSEMENT</u>	39
<u>S.B. 06-235 SUPPLEMENTAL AMORTIZATION EQUALIZATION DISBURSEMENT</u>	39
<u>SALARY SURVEY AND SENIOR EXECUTIVE SERVICE</u>	40
<u>PERFORMANCE-BASED PAY AWARDS</u>	40
<u>WORKERS' COMPENSATION AND PAYMENT TO RISK MANAGEMENT AND PROPERTY FUNDS</u>	40
<u>OPERATING EXPENSES</u>	41
<u>INFORMATION TECHNOLOGY ASSET MAINTENANCE</u>	41
<u>LEGAL SERVICES FOR 575 HOURS</u>	41
<u>PURCHASE OF SERVICES FROM COMPUTER CENTER</u>	42
<u>CAPITOL COMPLEX LEASED SPACE</u>	42
<u>CHARTER SCHOOL FACILITIES FINANCING SERVICES</u>	42
<u>DISCRETIONARY FUND</u>	42
(2) UNCLAIMED PROPERTY PROGRAM	43
<u>PERSONAL SERVICES</u>	43
<u>OPERATING EXPENSES</u>	43
<u>PROMOTION AND CORRESPONDENCE</u>	44
<u>LEASED SPACE</u>	44
<u>CONTRACT AUDITOR SERVICES</u>	44
(3) SPECIAL PURPOSE	45
<u>SENIOR CITIZEN AND DISABLED VETERAN PROPERTY TAX EXEMPTION</u>	45
<u>COVER COLORADO</u>	45
<u>FIRE AND POLICE PENSION ASSOCIATION (FPPA) – OLD HIRE PLANS</u>	45
<u>HIGHWAY USERS TAX FUND – COUNTY PAYMENTS</u>	46
<u>HIGHWAY USERS TAX FUND –MUNICIPALITY PAYMENTS</u>	46

(1) ADMINISTRATION

PERSONAL SERVICES

Pursuant to the “State Personnel System Act,” C.R.S. 24-50-101 et. seq., this line item reflects the division’s appropriation for the following:

- Salaries and wages paid to employees, whether full-time, part-time, temporary, or contract (including leaves);
- The employer’s contribution to the public employees’ retirement association (C.R.S. 24-51-401); and
- As mandated by federal law, the employer’s share of Medicare tax paid on behalf of employees hired after March 31, 1986.

For FY 2011-12, the Administration Division of Treasury is appropriated 16 full-time equivalent (FTE) employees, as it has been for over 30 years. As part of the January 2009 10% budget reduction proposal, beginning in FY 2009-10, a portion of the salaries paid to the Treasurer, Deputy Treasurer, and one accounting technician is paid by the Unclaimed Property (UP) Division. For FY 2008-09, the Administration Division was granted a \$14,781 increase in personal service dollars related to the Transparency Initiative (Decision Item #1 in the FY 2008-09 Budget Request). For FY 2012-13, Treasury requests the continuation of the existing positions.

HEALTH, LIFE, AND DENTAL

Pursuant to the “State Employees Group Benefits Act,” C.R.S. 24-50-601 et. seq., this line item reflects the department’s appropriation for the employer’s share of its employees’ health, life, and dental insurance, part of a “total compensation” package as defined in C.R.S. 24-50-104. This appropriation is based on rates provided by the Department of Personnel and Administration (DPA) each year. Treasury was granted an increase to this line item in FY 2009-10 related to the 2.0 FTE added to the UP Division under Decision Item #2 of the FY 2009-10 Budget Request. Similarly, Treasury was granted an increase to this line item in FY 2008-09 related to the 3.5 FTE added to the UP Division under Decision Items #4 and #5 of the FY 2008-09 Budget Request. (See the UP Personal Services line item discussion for additional details.)

SHORT-TERM DISABILITY

Pursuant to the “State Employees Group Benefits Act,” C.R.S. 24-50-601 et. seq., this line item reflects the department’s appropriation for the cost of providing its employees’ with a short-term disability plan. The State currently covers 100% of the premium costs. This rate is provided annually by DPA. For FY 2011-12, this common policy appropriation was calculated at 0.177% of base salaries; for FY 2010-11, it was 0.17%; for FY 2009-10, it was 0.155%; and for FY 2008-09, it was 0.13%. For FY 2012-13, this common policy appropriation is again calculated at 0.177% of base salaries.

S.B. 04-257 AMORTIZATION EQUALIZATION DISBURSEMENT

Pursuant to C.R.S. 24-51-411, this line item reflects the department’s appropriation to make an additional disbursement to the public employees’ retirement association beginning January 1, 2006. For FY 2011-12, this common policy appropriation was calculated at an effective rate of 2.80% of base salaries; for FY 2010-11, it was 2.40%; for FY 2009-10, it was 2.00%; and for FY 2008-09, it was 1.60%. Treasury was granted an increase to this line item in FY 2009-10 related to the 2.0 FTE added to the UP Division under Decision Item #2 of the FY 2009-10 Budget Request. Similarly, Treasury was granted an increase to this line item related to the 3.5 FTE added to the UP Division under Decision Items #4 and #5 of the FY 2008-09 Budget Request. (See the UP Personal Services line item discussion for additional details.) For FY 2012-13, this common policy appropriation is calculated at an effective rate of 3.20% of base salaries.

S.B. 06-235 SUPPLEMENTAL AMORTIZATION EQUALIZATION DISBURSEMENT

Pursuant to C.R.S. 24-51-411, this line item reflects the department’s appropriation to make a supplemental disbursement to the public employees’ retirement association beginning January 1, 2008. For FY 2011-12, this common policy appropriation was calculated at an effective rate of 2.25% of base salaries; for FY 2010-11, it was 1.75%; for FY 2009-10, it was 1.25%; and for FY 2008-09, it was .75%. Treasury was granted an increase to this line item in FY 2009-10 related to the 2.0 FTE added to the UP Division under Decision Item #2 of the FY 2009-10 Budget Request. Similarly, Treasury was granted an increase to this line item related to the 3.5 FTE added to the UP Division under Decision Items #4 and #5 of the FY 2008-09 Budget Request. (See the UP Personal Services line item discussion for additional details.) For FY 2012-13, this common policy appropriation is calculated at 2.75% of base salaries.

Line Item Descriptions FY 2012-13 Budget Request

SALARY SURVEY AND SENIOR EXECUTIVE SERVICE

Pursuant to C.R.S. 24-50-104, this line item reflects the department's appropriation to increase annual salaries to remain competitive with public and private employment as determined by the State's personnel director. No increases were approved for FY 2009-10 through FY 2011-12; and no increases are being requested for FY 2012-13.

PERFORMANCE-BASED PAY AWARDS

Pursuant to C.R.S. 24-50-104, this line item reflects the department's appropriation to provide performance awards as determined by the State's personnel director and relating to the annual employee performance evaluations. No increases were approved for FY 2009-10 through FY 2011-12; and no increases are being requested for FY 2012-13.

WORKERS' COMPENSATION AND PAYMENT TO RISK MANAGEMENT AND PROPERTY FUNDS

This line item reflects the department's common policy appropriation for its share of the statewide insurance costs as determined by DPA and the Office of State Planning & Budgeting (OSPB).

OPERATING EXPENSES

This line item reflects the department's appropriation for certain expenses relating to the daily operations of the Administration Division. These expenses include, but are not limited to, the leasing of terminals and software for the investment officers, telephones, postage, printing, dues and subscriptions, and travel. The FY 2011-12 appropriation is relatively unchanged from FY 2010-11. During the budget process for FY 2009-10, Treasury was granted an increase to this line item of \$190 related to mail services and \$4,000 spread out over five years for the National Association of State Treasurers annual dues. Then, due to the General Fund shortfall, this line item was reduced by \$41,591 in a January 2009 10% budget reduction proposal; and it was further reduced by \$28,012 in a January 2010 supplemental. During the budget process for FY 2008-09, Treasury was granted an increase to this line item of \$158,821 related to the Transparency Initiative, BondEdge investment software, Cyber Security, and Bloomberg price increases (Decision Items #1 and #3 and Budget Amendments #1 and #2 of the FY 2008-09 Budget Request). However, due to the General Fund shortfall, Treasury reduced this increased amount just for FY 2008-09 by \$25,792 through a supplemental. The FY 2012-13 request includes a \$2,470 Decision Item (#2) related to the online tools utilized by the Investment Division.

INFORMATION TECHNOLOGY ASSET MAINTENANCE

This line item reflects the department's appropriation for maintaining and upgrading its information technology hardware and software (including computers and printers) based on standard replacement cycles of four years for desktops, three years for laptops, and five years for printers. The appropriations for FY 2008-09 through FY 2011-12 were the same; and the FY 2012-13 request is for the continuation of that appropriation.

LEGAL SERVICES FOR 575 HOURS

This line item reflects the department's appropriation for fees paid to the Department of Law for counsel and representation of the Treasurer's Office, including the UP Program. The calculation multiplies the number of hours appropriated to Treasury (575 hours) times the common policy blended attorney/paralegal rate per hour as determined by DPA. The FY 2011-12 appropriation was based on a blended rate of \$75.71; the FY 2010-11 was based on a rate of \$73.37; the FY 2009-10 was based on a rate of \$75.38; and the FY 2008-09 was based on a rate of \$75.10. The FY 2012-13 request continues the blended rate of \$75.71 rate per instructions from OSPB.

Line Item Descriptions FY 2012-13 Budget Request

PURCHASE OF SERVICES FROM COMPUTER CENTER

This line item reflects the department's common policy appropriation for the costs associated with statewide computer services provided by the Governor's Office of Information Technology.

CAPITOL COMPLEX LEASED SPACE

The Administration Division of Treasury occupies 4,379 square feet of space in the State Capitol; and this line item reflects the department's common policy appropriation for the cost of maintaining the space as determined by DPA.

CHARTER SCHOOL FACILITIES FINANCING SERVICES

HB 02-1349 created the "Charter School Capital Facilities Financing Act," C.R.S. 22-30.5-401 et. seq.. Section 406 of the Act provides for the direct payment of charter school bonds by the state treasurer for the purpose of enhancing the charter school's ability to obtain more favorable financing terms; and subsection (c) of the section provides the state treasurer with the authority to withhold administrative costs from the payments made by the Department of Education to the chartering district or the state charter school institute. This subsection also continuously appropriates the funds withheld to the state treasurer; and, therefore, this line item reflects that appropriation. The appropriation has been \$5,000 since inception in FY 2004-05; and Treasury is requesting the continuation of that appropriation for FY 2012-13.

DISCRETIONARY FUND

This line item reflects the treasurer's annual appropriation as an elected state official pursuant to C.R.S. 24-9-105.

(2) UNCLAIMED PROPERTY PROGRAM

PERSONAL SERVICES

Pursuant to the “State Personnel System Act,” C.R.S. 24-50-101 et. seq., this line item reflects the division’s appropriation for the following:

- Salaries and wages paid to employees, whether full-time, part-time, temporary, or contract (including leaves);
- The employer’s contribution to the public employees’ retirement association (C.R.S. 24-51-401); and
- As mandated by federal law, the employer’s share of Medicare tax paid on behalf of employees hired after March 31, 1986.

For FY 2011-12, the UP Division of Treasury is appropriated 15.5 FTE, the same as in the previous two years. The 2.5 FTE increase in FY 2009-10 was the result of Decision Item #2 in the FY 2009-10 Budget Request; and the 3.5 FTE increase in FY 2008-09 was the result of Decision Items #4 and #5 in the FY 2008-09 Budget Request and the recommendation of the Joint Budget Committee (JBC) staff in their figure setting document dated February 6, 2008. The additional FTE were granted to add an audit intern to the division and to convert 4.5 year-round, contract employees to State employees. The division continues to utilize contract workers as the volume of claims dictates and as determined by the Program Director.

OPERATING EXPENSES

This line item reflects the department’s appropriation for certain expenses relating to the daily operations of the Unclaimed Property Division. These expenses include, but are not limited to, telephones, postage, printing, dues and subscriptions, and travel. The FY 2011-12 appropriation is unchanged from FY 2010-11. For both FY 2010-11 and FY 2009-10, the division was granted increases to this line item of \$977 and \$281, respectively, related to mail services. For FY 2008-09, the division was granted an increase to this line item of \$4,194 related to the addition of an audit intern to the staff (Decision Item #4 of the FY 2008-09 Budget Request). The FY 2012-13 request includes a \$10,000 Decision Item (#1) related to database software support.

PROMOTION AND CORRESPONDENCE

Pursuant to C.R.S. 38-13-111 (7), the state treasurer, as administrator of the unclaimed property program, can expend up to two percent of the previous year's paid claims for publication and correspondence to promote the program.

This line item reflects the division's appropriation for the costs associated with notifying owners of lost or forgotten assets held in trust by the State, which includes the publishing of an annual list of unclaimed property owners. Prior to FY 2006-07, these expenditures were listed under "Operating Expenses." The FY 2008-09 appropriation continued the prior year appropriation; however, the FY 2009-10 appropriation was increased under Decision Item #1 of the FY 2009-10 Budget Request. For FY 2011-12 the appropriation was held constant at \$200,000; and Treasury is requesting the continuation of that appropriation for FY 2012-13.

LEASED SPACE

This line reflects the division's appropriation for rental payments on office space (3,466 square feet) in Logan Tower at 1580 Logan St., Denver. The current lease agreement is a new, five year lease expiring on June 30, 2016. Based on the terms of the lease agreement, the FY 2011-12 appropriation is \$53,723; and the FY 2012-13 request is \$55,456 per the FY 2011-12 Decision Item (#2).

CONTRACT AUDITOR SERVICES

To extend the reach of the division's audit efforts and recover additional property for Colorado citizens, the division is currently contracting with four, third-party auditing firms. Therefore, this line reflects the appropriation for the fees charged by these contracted audit firms. The fees are charged on a contingency basis ranging from 10.25% to 12.00% of the value of the property identified for Colorado citizens. HB 09-1301, codified at C.R.S. 38-13-116.5 (2) (b), established a continuous appropriation from the Unclaimed Property Trust Fund to pay these fees.

(3) SPECIAL PURPOSE

SENIOR CITIZEN AND DISABLED VETERAN PROPERTY TAX EXEMPTION

This informational line item reflects the department's appropriation to reimburse local governments for the property taxes lost due to the property tax exemption as discussed in C.R.S. 39-3-201 et. seq. The original exemption of 50% of the first \$200,000 of value, authorized in Section 3.5 of Article X of the State Constitution, was approved in 2000. However, for FY 2003-04 through FY 2005-06, no appropriation was made by the General Assembly. The appropriation was re-established in FY 2006-07. Although originally available only to qualifying senior citizens, HB 07-1251 implemented a constitutional change to extend the exemption to veterans who were 100% permanently disabled during service. SB 09-276 reduced the FY 2009-10 appropriation of \$91.4 million to just \$1 million, suspending the exemption to qualifying senior citizens while leaving the exemption for qualified disabled veterans intact. SB 10-190 continued the suspension of the exemption to qualifying senior citizens through FY 2011-12. The FY 2012-13 request is based on the September 2011 economic and revenue forecast prepared by Legislative Council.

COVER COLORADO

This informational line item reflects the department's appropriation to subsidize the operations of the CoverColorado program. Since January 1, 2009, 25% of CoverColorado's total program's expenses are funded from the Unclaimed Property Trust Fund. See C.R.S. 10-8-530 for a complete explanation of the program funding. The appropriation is an estimate based on projections of program costs provided by CoverColorado.

FIRE AND POLICE PENSION ASSOCIATION (FPPA) – OLD HIRE PLANS

This informational line item reflects the department's continuous appropriation to make the annual transfer mandated by C.R.S. 31-30.5-307. Current law, changed by SB 09-227, has payments suspended for FY 2008-09 through FY 2010-11. Then beginning in FY 2011-12, it requires the State to contribute \$25.3 million per year through FY 2014-15 or until the old hire plans are fully funded, whichever comes first. However, SB 11-221 reduced the FY 2011-12 and the FY 2012-13 payments by \$20.0 million and \$15.3 million, respectively, and pushed the final payment date to FY 2018-19.

Line Item Descriptions FY 2012-13 Budget Request

HIGHWAY USERS TAX FUND – COUNTY PAYMENTS

This informational line item reflects the department’s appropriation to make monthly distributions of highway users tax funds to counties per C.R.S 43-4-201 et. seq. The appropriation is an estimate based on Legislative Council staff’s most current economic and revenue forecast. For each fiscal year’s final appropriation, the most current forecast is the March edition; however, the FY 2012-13 request is based on the September 2011 edition.

HIGHWAY USERS TAX FUND –MUNICIPALITY PAYMENTS

This informational line item reflects the department’s appropriation to make monthly distributions of highway users tax funds to cities per C.R.S 43-4-201 et. seq. The appropriation is an estimate based on Legislative Council staff’s most current revenue forecast. For each fiscal year’s final appropriation, the most current forecast is the March edition; however, the FY 2012-13 request is based on the September 2011 edition.

DEPARTMENT OF TREASURY

FY 2012-13 RECONCILIATION OF DEPARTMENT REQUEST

Long Bill Line Item	Total Funds	FTE	General Fund	General Fund Exempt	Cash Funds	Reappropriated Funds	HUTF	Federal Funds	Medicaid Cash Funds	Medicaid General Fund	Net General Fund
(1) ADMINISTRATION											
Personal Services											
FY 2011-12 Long Bill Appropriation (SB 11-209)	\$1,293,450	16.0	\$340,494	\$0	\$952,956	\$0	\$0	\$0	\$0	\$0	\$340,494
SB 11-076 Special Bill FY 11-12 Appropriation	(\$29,150)	0.0	(\$29,150)	\$0	\$0	\$0	\$0	\$0	\$0	\$0	(\$29,150)
HB 11-____ Special Bill FY 11-12 Appropriation	\$0	0.0	\$0	\$0	\$0	\$0	\$0	\$0	\$0	\$0	\$0
FY 2011-12 Total Appropriation	\$1,264,300	16.0	\$311,344	\$0	\$952,956	\$0	\$0	\$0	\$0	\$0	\$311,344
SB 11-076 Annualization "PERA Contribution Rates"	\$29,150	0.0	\$29,150	\$0	\$0	\$0	\$0	\$0	\$0	\$0	\$29,150
HB 11-XXX Annualization "Title of Legislation"	\$0	0.0	\$0	\$0	\$0	\$0	\$0	\$0	\$0	\$0	\$0
Annualization of FY 2011-12 DI#: "Title of Decision Item"	\$0	0.0	\$0	\$0	\$0	\$0	\$0	\$0	\$0	\$0	\$0
Annualization of FY 2011-12 BRI#: "Title of Base Reduction Item"	\$0	0.0	\$0	\$0	\$0	\$0	\$0	\$0	\$0	\$0	\$0
Annualization of FY 2011-12 BA#: "Title of Budget Amendment"	\$0	0.0	\$0	\$0	\$0	\$0	\$0	\$0	\$0	\$0	\$0
FY 2012-13 Base Request	\$1,293,450	16.0	\$340,494	\$0	\$952,956	\$0	\$0	\$0	\$0	\$0	\$340,494
FY 2012-13 DI#: "Title of Decision Item"	\$0	0.0	\$0	\$0	\$0	\$0	\$0	\$0	\$0	\$0	\$0
FY 2012-13 November 1 Request	\$1,293,450	16.0	\$340,494	\$0	\$952,956	\$0	\$0	\$0	\$0	\$0	\$340,494
Health, Life, and Dental											
FY 2011-12 Long Bill Appropriation (SB 11-209)	\$190,203	0.0	\$91,600	\$0	\$98,603	\$0	\$0	\$0	\$0	\$0	\$91,600
SB 11-____ Special Bill FY 11-12 Appropriation	\$0	0.0	\$0	\$0	\$0	\$0	\$0	\$0	\$0	\$0	\$0
HB 11-____ Special Bill FY 11-12 Appropriation	\$0	0.0	\$0	\$0	\$0	\$0	\$0	\$0	\$0	\$0	\$0
FY 2011-12 Total Appropriation	\$190,203	0.0	\$91,600	\$0	\$98,603	\$0	\$0	\$0	\$0	\$0	\$91,600
SB 11-XXX Annualization "Title of Legislation"	\$0	0.0	\$0	\$0	\$0	\$0	\$0	\$0	\$0	\$0	\$0
HB 11-XXX Annualization "Title of Legislation"	\$0	0.0	\$0	\$0	\$0	\$0	\$0	\$0	\$0	\$0	\$0
Annualization of FY 2011-12 DI#: "Title of Decision Item"	\$0	0.0	\$0	\$0	\$0	\$0	\$0	\$0	\$0	\$0	\$0
Annualization of FY 2011-12 BRI#: "Title of Base Reduction Item"	\$0	0.0	\$0	\$0	\$0	\$0	\$0	\$0	\$0	\$0	\$0
Annualization of FY 2011-12 BA#: "Title of Budget Amendment"	\$0	0.0	\$0	\$0	\$0	\$0	\$0	\$0	\$0	\$0	\$0
FY 2012-13 Base Request	\$190,203	0.0	\$91,600	\$0	\$98,603	\$0	\$0	\$0	\$0	\$0	\$91,600
FY 2012-13 DI#: "Title of Decision Item"	\$0	0.0	\$0	\$0	\$0	\$0	\$0	\$0	\$0	\$0	\$0
Adjustment per DPA recommendations	\$13,332	0.0	\$14,292	\$0	(\$960)	\$0	\$0	\$0	\$0	\$0	\$14,292
FY 2012-13 November 1 Request	\$203,535	0.0	\$105,892	\$0	\$97,643	\$0	\$0	\$0	\$0	\$0	\$105,892
Short-term Disability											
FY 2011-12 Long Bill Appropriation (SB 11-209)	\$3,225	0.0	\$1,998	\$0	\$1,227	\$0	\$0	\$0	\$0	\$0	\$1,998
SB 11-____ Special Bill FY 11-12 Appropriation	\$0	0.0	\$0	\$0	\$0	\$0	\$0	\$0	\$0	\$0	\$0
HB 11-____ Special Bill FY 11-12 Appropriation	\$0	0.0	\$0	\$0	\$0	\$0	\$0	\$0	\$0	\$0	\$0
FY 2011-12 Total Appropriation	\$3,225	0.0	\$1,998	\$0	\$1,227	\$0	\$0	\$0	\$0	\$0	\$1,998
SB 11-XXX Annualization "Title of Legislation"	\$0	0.0	\$0	\$0	\$0	\$0	\$0	\$0	\$0	\$0	\$0
HB 11-XXX Annualization "Title of Legislation"	\$0	0.0	\$0	\$0	\$0	\$0	\$0	\$0	\$0	\$0	\$0
Annualization of FY 2011-12 DI#: "Title of Decision Item"	\$0	0.0	\$0	\$0	\$0	\$0	\$0	\$0	\$0	\$0	\$0
Annualization of FY 2011-12 BRI#: "Title of Base Reduction Item"	\$0	0.0	\$0	\$0	\$0	\$0	\$0	\$0	\$0	\$0	\$0
Annualization of FY 2011-12 BA#: "Title of Budget Amendment"	\$0	0.0	\$0	\$0	\$0	\$0	\$0	\$0	\$0	\$0	\$0
FY 2012-13 Base Request	\$3,225	0.0	\$1,998	\$0	\$1,227	\$0	\$0	\$0	\$0	\$0	\$1,998
FY 2012-13 DI#: "Title of Decision Item"	\$0	0.0	\$0	\$0	\$0	\$0	\$0	\$0	\$0	\$0	\$0
Adjustment per DPA rates	\$71	0.0	\$55	\$0	\$16	\$0	\$0	\$0	\$0	\$0	\$55
FY 2012-13 November 1 Request	\$3,296	0.0	\$2,053	\$0	\$1,243	\$0	\$0	\$0	\$0	\$0	\$2,053

DEPARTMENT OF TREASURY

FY 2012-13 RECONCILIATION OF DEPARTMENT REQUEST

Long Bill Line Item	Total Funds	FTE	General Fund	General Fund Exempt	Cash Funds	Reappropriated Funds	HUTF	Federal Funds	Medicaid Cash Funds	Medicaid General Fund	Net General Fund
S.B. 04-257 Amortization Equalization Disbursement											
FY 2011-12 Long Bill Appropriation (SB 11-209)	\$50,638	0.0	\$31,226	\$0	\$19,412	\$0	\$0	\$0	\$0	\$0	\$31,226
SB 11-____ Special Bill FY 11-12 Appropriation	\$0	0.0	\$0	\$0	\$0	\$0	\$0	\$0	\$0	\$0	\$0
HB 11-____ Special Bill FY 11-12 Appropriation	\$0	0.0	\$0	\$0	\$0	\$0	\$0	\$0	\$0	\$0	\$0
FY 2011-12 Total Appropriation	\$50,638	0.0	\$31,226	\$0	\$19,412	\$0	\$0	\$0	\$0	\$0	\$31,226
SB 11-XXX Annualization "Title of Legislation"	\$0	0.0	\$0	\$0	\$0	\$0	\$0	\$0	\$0	\$0	\$0
HB 11-XXX Annualization "Title of Legislation"	\$0	0.0	\$0	\$0	\$0	\$0	\$0	\$0	\$0	\$0	\$0
Annualization of FY 2011-12 DI#: "Title of Decision Item"	\$0	0.0	\$0	\$0	\$0	\$0	\$0	\$0	\$0	\$0	\$0
Annualization of FY 2011-12 BRI#: "Title of Base Reduction Item"	\$0	0.0	\$0	\$0	\$0	\$0	\$0	\$0	\$0	\$0	\$0
Annualization of FY 2011-12 BA#: "Title of Budget Amendment"	\$0	0.0	\$0	\$0	\$0	\$0	\$0	\$0	\$0	\$0	\$0
FY 2012-13 Base Request	\$50,638	0.0	\$31,226	\$0	\$19,412	\$0	\$0	\$0	\$0	\$0	\$31,226
FY 2012-13 DI#: "Title of Decision Item"	\$0	0.0	\$0	\$0	\$0	\$0	\$0	\$0	\$0	\$0	\$0
Adjustment per DPA rates	\$8,958	0.0	\$5,898	\$0	\$3,060	\$0	\$0	\$0	\$0	\$0	\$5,898
FY 2012-13 November 1 Request	\$59,596	0.0	\$37,124	\$0	\$22,472	\$0	\$0	\$0	\$0	\$0	\$37,124
S.B 06-235 Supplemental Amortization Equalization Disbursement											
FY 2011-12 Long Bill Appropriation (SB 11-209)	\$40,524	0.0	\$24,925	\$0	\$15,599	\$0	\$0	\$0	\$0	\$0	\$24,925
SB 11-____ Special Bill FY 11-12 Appropriation	\$0	0.0	\$0	\$0	\$0	\$0	\$0	\$0	\$0	\$0	\$0
HB 11-____ Special Bill FY 11-12 Appropriation	\$0	0.0	\$0	\$0	\$0	\$0	\$0	\$0	\$0	\$0	\$0
FY 2011-12 Total Appropriation	\$40,524	0.0	\$24,925	\$0	\$15,599	\$0	\$0	\$0	\$0	\$0	\$24,925
SB 11-XXX Annualization "Title of Legislation"	\$0	0.0	\$0	\$0	\$0	\$0	\$0	\$0	\$0	\$0	\$0
HB 11-XXX Annualization "Title of Legislation"	\$0	0.0	\$0	\$0	\$0	\$0	\$0	\$0	\$0	\$0	\$0
Annualization of FY 2011-12 DI#: "Title of Decision Item"	\$0	0.0	\$0	\$0	\$0	\$0	\$0	\$0	\$0	\$0	\$0
Annualization of FY 2011-12 BRI#: "Title of Base Reduction Item"	\$0	0.0	\$0	\$0	\$0	\$0	\$0	\$0	\$0	\$0	\$0
Annualization of FY 2011-12 BA#: "Title of Budget Amendment"	\$0	0.0	\$0	\$0	\$0	\$0	\$0	\$0	\$0	\$0	\$0
FY 2012-13 Base Request	\$40,524	0.0	\$24,925	\$0	\$15,599	\$0	\$0	\$0	\$0	\$0	\$24,925
FY 2012-13 DI#: "Title of Decision Item"	\$0	0.0	\$0	\$0	\$0	\$0	\$0	\$0	\$0	\$0	\$0
Adjustment per DPA rates	\$10,691	0.0	\$6,978	\$0	\$3,713	\$0	\$0	\$0	\$0	\$0	\$6,978
FY 2012-13 November 1 Request	\$51,215	0.0	\$31,903	\$0	\$19,312	\$0	\$0	\$0	\$0	\$0	\$31,903
Salary Survey and Senior Executive Service											
FY 2011-12 Long Bill Appropriation (SB 11-209)	\$0	0.0	\$0	\$0	\$0	\$0	\$0	\$0	\$0	\$0	\$0
SB 11-____ Special Bill FY 11-12 Appropriation	\$0	0.0	\$0	\$0	\$0	\$0	\$0	\$0	\$0	\$0	\$0
HB 11-____ Special Bill FY 11-12 Appropriation	\$0	0.0	\$0	\$0	\$0	\$0	\$0	\$0	\$0	\$0	\$0
FY 2011-12 Total Appropriation	\$0	0.0	\$0	\$0	\$0	\$0	\$0	\$0	\$0	\$0	\$0
SB 11-XXX Annualization "Title of Legislation"	\$0	0.0	\$0	\$0	\$0	\$0	\$0	\$0	\$0	\$0	\$0
HB 11-XXX Annualization "Title of Legislation"	\$0	0.0	\$0	\$0	\$0	\$0	\$0	\$0	\$0	\$0	\$0
Annualization of FY 2011-12 DI#: "Title of Decision Item"	\$0	0.0	\$0	\$0	\$0	\$0	\$0	\$0	\$0	\$0	\$0
Annualization of FY 2011-12 BRI#: "Title of Base Reduction Item"	\$0	0.0	\$0	\$0	\$0	\$0	\$0	\$0	\$0	\$0	\$0
Annualization of FY 2011-12 BA#: "Title of Budget Amendment"	\$0	0.0	\$0	\$0	\$0	\$0	\$0	\$0	\$0	\$0	\$0
FY 2012-13 Base Request	\$0	0.0	\$0	\$0	\$0	\$0	\$0	\$0	\$0	\$0	\$0
FY 2012-13 DI#: "Title of Decision Item"	\$0	0.0	\$0	\$0	\$0	\$0	\$0	\$0	\$0	\$0	\$0
FY 2012-13 November 1 Request	\$0	0.0	\$0	\$0	\$0	\$0	\$0	\$0	\$0	\$0	\$0

DEPARTMENT OF TREASURY

FY 2012-13 RECONCILIATION OF DEPARTMENT REQUEST

Long Bill Line Item	Total Funds	FTE	General Fund	General Fund Exempt	Cash Funds	Reappropriated Funds	HUTF	Federal Funds	Medicaid Cash Funds	Medicaid General Fund	Net General Fund
Performance-based Pay Awards											
FY 2011-12 Long Bill Appropriation (SB 11-209)	\$0	0.0	\$0	\$0	\$0	\$0	\$0	\$0	\$0	\$0	\$0
SB 11-____ Special Bill FY 11-12 Appropriation	\$0	0.0	\$0	\$0	\$0	\$0	\$0	\$0	\$0	\$0	\$0
HB 11-____ Special Bill FY 11-12 Appropriation	\$0	0.0	\$0	\$0	\$0	\$0	\$0	\$0	\$0	\$0	\$0
FY 2011-12 Total Appropriation	\$0	0.0	\$0	\$0	\$0	\$0	\$0	\$0	\$0	\$0	\$0
SB 11-XXX Annualization "Title of Legislation"	\$0	0.0	\$0	\$0	\$0	\$0	\$0	\$0	\$0	\$0	\$0
HB 11-XXX Annualization "Title of Legislation"	\$0	0.0	\$0	\$0	\$0	\$0	\$0	\$0	\$0	\$0	\$0
Annualization of FY 2011-12 DI#: "Title of Decision Item"	\$0	0.0	\$0	\$0	\$0	\$0	\$0	\$0	\$0	\$0	\$0
Annualization of FY 2011-12 BRI#: "Title of Base Reduction Item"	\$0	0.0	\$0	\$0	\$0	\$0	\$0	\$0	\$0	\$0	\$0
Annualization of FY 2011-12 BA#: "Title of Budget Amendment"	\$0	0.0	\$0	\$0	\$0	\$0	\$0	\$0	\$0	\$0	\$0
FY 2012-13 Base Request	\$0	0.0	\$0	\$0	\$0	\$0	\$0	\$0	\$0	\$0	\$0
FY 2012-13 DI#: "Title of Decision Item"	\$0	0.0	\$0	\$0	\$0	\$0	\$0	\$0	\$0	\$0	\$0
FY 2012-13 November 1 Request	\$0	0.0	\$0	\$0	\$0	\$0	\$0	\$0	\$0	\$0	\$0
Workers' Compensation and Payment to Risk Management and Property Funds											
FY 2011-12 Long Bill Appropriation (SB 11-209)	\$1,769	0.0	\$1,769	\$0	\$0	\$0	\$0	\$0	\$0	\$0	\$1,769
SB 11-____ Special Bill FY 11-12 Appropriation	\$0	0.0	\$0	\$0	\$0	\$0	\$0	\$0	\$0	\$0	\$0
HB 11-____ Special Bill FY 11-12 Appropriation	\$0	0.0	\$0	\$0	\$0	\$0	\$0	\$0	\$0	\$0	\$0
FY 2011-12 Total Appropriation	\$1,769	0.0	\$1,769	\$0	\$0	\$0	\$0	\$0	\$0	\$0	\$1,769
SB 11-XXX Annualization "Title of Legislation"	\$0	0.0	\$0	\$0	\$0	\$0	\$0	\$0	\$0	\$0	\$0
HB 11-XXX Annualization "Title of Legislation"	\$0	0.0	\$0	\$0	\$0	\$0	\$0	\$0	\$0	\$0	\$0
Annualization of FY 2011-12 DI#: "Title of Decision Item"	\$0	0.0	\$0	\$0	\$0	\$0	\$0	\$0	\$0	\$0	\$0
Annualization of FY 2011-12 BRI#: "Title of Base Reduction Item"	\$0	0.0	\$0	\$0	\$0	\$0	\$0	\$0	\$0	\$0	\$0
Annualization of FY 2011-12 BA#: "Title of Budget Amendment"	\$0	0.0	\$0	\$0	\$0	\$0	\$0	\$0	\$0	\$0	\$0
FY 2012-13 Base Request	\$1,769	0.0	\$1,769	\$0	\$0	\$0	\$0	\$0	\$0	\$0	\$1,769
FY 2012-13 Non-Prioritized #1: Risk Management Base Adjustment	\$221	0.0	\$221	\$0	\$0	\$0	\$0	\$0	\$0	\$0	\$221
FY 2012-13 November 1 Request	\$1,990	0.0	\$1,990	\$0	\$0	\$0	\$0	\$0	\$0	\$0	\$1,990
Operating Expenses											
FY 2011-12 Long Bill Appropriation (SB 11-209)	\$198,649	0.0	\$198,649	\$0	\$0	\$0	\$0	\$0	\$0	\$0	\$198,649
SB 11-____ Special Bill FY 11-12 Appropriation	\$0	0.0	\$0	\$0	\$0	\$0	\$0	\$0	\$0	\$0	\$0
HB 11-____ Special Bill FY 11-12 Appropriation	\$0	0.0	\$0	\$0	\$0	\$0	\$0	\$0	\$0	\$0	\$0
FY 2011-12 Total Appropriation	\$198,649	0.0	\$198,649	\$0	\$0	\$0	\$0	\$0	\$0	\$0	\$198,649
SB 11-XXX Annualization "Title of Legislation"	\$0	0.0	\$0	\$0	\$0	\$0	\$0	\$0	\$0	\$0	\$0
HB 11-XXX Annualization "Title of Legislation"	\$0	0.0	\$0	\$0	\$0	\$0	\$0	\$0	\$0	\$0	\$0
Annualization of FY 2011-12 DI#: "Title of Decision Item"	\$0	0.0	\$0	\$0	\$0	\$0	\$0	\$0	\$0	\$0	\$0
Annualization of FY 2011-12 BRI#: "Title of Base Reduction Item"	\$0	0.0	\$0	\$0	\$0	\$0	\$0	\$0	\$0	\$0	\$0
Annualization of FY 2011-12 BA#: "Title of Budget Amendment"	\$0	0.0	\$0	\$0	\$0	\$0	\$0	\$0	\$0	\$0	\$0
FY 2012-13 Base Request	\$198,649	0.0	\$198,649	\$0	\$0	\$0	\$0	\$0	\$0	\$0	\$198,649
FY 2012-13 DI#: "Title of Decision Item"	\$0	0.0	\$0	\$0	\$0	\$0	\$0	\$0	\$0	\$0	\$0
Continuation of FY 2009-10 BA#1: "Fund Increase in NAST Membership Dues"	\$800	0.0	\$800	\$0	\$0	\$0	\$0	\$0	\$0	\$0	\$800
FY 2012-13 November 1 Request	\$199,449	0.0	\$199,449	\$0	\$0	\$0	\$0	\$0	\$0	\$0	\$199,449

DEPARTMENT OF TREASURY

FY 2012-13 RECONCILIATION OF DEPARTMENT REQUEST

Long Bill Line Item	Total Funds	FTE	General Fund	General Fund Exempt	Cash Funds	Reappropriated Funds	HUTF	Federal Funds	Medicaid Cash Funds	Medicaid General Fund	Net General Fund
Information Technology Asset Maintenance											
FY 2011-12 Long Bill Appropriation (SB 11-209)	\$12,568	0.0	\$6,284	\$0	\$6,284	\$0	\$0	\$0	\$0	\$0	\$6,284
SB 11-____ Special Bill FY 11-12 Appropriation	\$0	0.0	\$0	\$0	\$0	\$0	\$0	\$0	\$0	\$0	\$0
HB 11-____ Special Bill FY 11-12 Appropriation	\$0	0.0	\$0	\$0	\$0	\$0	\$0	\$0	\$0	\$0	\$0
FY 2011-12 Total Appropriation	\$12,568	0.0	\$6,284	\$0	\$6,284	\$0	\$0	\$0	\$0	\$0	\$6,284
SB 11-XXX Annualization "Title of Legislation"	\$0	0.0	\$0	\$0	\$0	\$0	\$0	\$0	\$0	\$0	\$0
HB 11-XXX Annualization "Title of Legislation"	\$0	0.0	\$0	\$0	\$0	\$0	\$0	\$0	\$0	\$0	\$0
Annualization of FY 2011-12 DI#: "Title of Decision Item"	\$0	0.0	\$0	\$0	\$0	\$0	\$0	\$0	\$0	\$0	\$0
Annualization of FY 2011-12 BRI#: "Title of Base Reduction Item"	\$0	0.0	\$0	\$0	\$0	\$0	\$0	\$0	\$0	\$0	\$0
Annualization of FY 2011-12 BA#: "Title of Budget Amendment"	\$0	0.0	\$0	\$0	\$0	\$0	\$0	\$0	\$0	\$0	\$0
FY 2012-13 Base Request	\$12,568	0.0	\$6,284	\$0	\$6,284	\$0	\$0	\$0	\$0	\$0	\$6,284
FY 2012-13 DI#: "Title of Decision Item"	\$0	0.0	\$0	\$0	\$0	\$0	\$0	\$0	\$0	\$0	\$0
FY 2012-13 November 1 Request	\$12,568	0.0	\$6,284	\$0	\$6,284	\$0	\$0	\$0	\$0	\$0	\$6,284
Legal Services for 575 hours											
FY 2011-12 Long Bill Appropriation (SB 11-209)	\$43,534	0.0	\$21,767	\$0	\$21,767	\$0	\$0	\$0	\$0	\$0	\$21,767
SB 11-____ Special Bill FY 11-12 Appropriation	\$0	0.0	\$0	\$0	\$0	\$0	\$0	\$0	\$0	\$0	\$0
HB 11-____ Special Bill FY 11-12 Appropriation	\$0	0.0	\$0	\$0	\$0	\$0	\$0	\$0	\$0	\$0	\$0
FY 2011-12 Total Appropriation	\$43,534	0.0	\$21,767	\$0	\$21,767	\$0	\$0	\$0	\$0	\$0	\$21,767
SB 11-XXX Annualization "Title of Legislation"	\$0	0.0	\$0	\$0	\$0	\$0	\$0	\$0	\$0	\$0	\$0
HB 11-XXX Annualization "Title of Legislation"	\$0	0.0	\$0	\$0	\$0	\$0	\$0	\$0	\$0	\$0	\$0
Annualization of FY 2011-12 DI#: "Title of Decision Item"	\$0	0.0	\$0	\$0	\$0	\$0	\$0	\$0	\$0	\$0	\$0
Annualization of FY 2011-12 BRI#: "Title of Base Reduction Item"	\$0	0.0	\$0	\$0	\$0	\$0	\$0	\$0	\$0	\$0	\$0
Annualization of FY 2011-12 BA#: "Title of Budget Amendment"	\$0	0.0	\$0	\$0	\$0	\$0	\$0	\$0	\$0	\$0	\$0
FY 2012-13 Base Request	\$43,534	0.0	\$21,767	\$0	\$21,767	\$0	\$0	\$0	\$0	\$0	\$21,767
FY 2012-13 DI#: "Title of Decision Item"	\$0	0.0	\$0	\$0	\$0	\$0	\$0	\$0	\$0	\$0	\$0
Adjustment per DPA rates	\$0	0.0	\$0	\$0	\$0	\$0	\$0	\$0	\$0	\$0	\$0
FY 2012-13 November 1 Request	\$43,534	0.0	\$21,767	\$0	\$21,767	\$0	\$0	\$0	\$0	\$0	\$21,767
Purchase of Services from Computer Center											
FY 2011-12 Long Bill Appropriation (SB 11-209)	\$132,062	0.0	\$132,062	\$0	\$0	\$0	\$0	\$0	\$0	\$0	\$132,062
SB 11-____ Special Bill FY 11-12 Appropriation	\$0	0.0	\$0	\$0	\$0	\$0	\$0	\$0	\$0	\$0	\$0
HB 11-____ Special Bill FY 11-12 Appropriation	\$0	0.0	\$0	\$0	\$0	\$0	\$0	\$0	\$0	\$0	\$0
FY 2011-12 Total Appropriation	\$132,062	0.0	\$132,062	\$0	\$0	\$0	\$0	\$0	\$0	\$0	\$132,062
SB 11-XXX Annualization "Title of Legislation"	\$0	0.0	\$0	\$0	\$0	\$0	\$0	\$0	\$0	\$0	\$0
HB 11-XXX Annualization "Title of Legislation"	\$0	0.0	\$0	\$0	\$0	\$0	\$0	\$0	\$0	\$0	\$0
Annualization of FY 2011-12 DI#: "Title of Decision Item"	\$0	0.0	\$0	\$0	\$0	\$0	\$0	\$0	\$0	\$0	\$0
Annualization of FY 2011-12 BRI#: "Title of Base Reduction Item"	\$0	0.0	\$0	\$0	\$0	\$0	\$0	\$0	\$0	\$0	\$0
Annualization of FY 2011-12 BA#: "Title of Budget Amendment"	\$0	0.0	\$0	\$0	\$0	\$0	\$0	\$0	\$0	\$0	\$0
FY 2012-13 Base Request	\$132,062	0.0	\$132,062	\$0	\$0	\$0	\$0	\$0	\$0	\$0	\$132,062
FY 2012-13 Non-Prioritized #2: GGCC Base Adjustment	(\$120,094)	0.0	(\$120,094)	\$0	\$0	\$0	\$0	\$0	\$0	\$0	(\$120,094)
FY 2012-13 November 1 Request	\$11,968	0.0	\$11,968	\$0	\$0	\$0	\$0	\$0	\$0	\$0	\$11,968

DEPARTMENT OF TREASURY

FY 2012-13 RECONCILIATION OF DEPARTMENT REQUEST

Long Bill Line Item	Total Funds	FTE	General Fund	General Fund Exempt	Cash Funds	Reappropriated Funds	HUTF	Federal Funds	Medicaid Cash Funds	Medicaid General Fund	Net General Fund
Capitol Complex Leased Space											
FY 2011-12 Long Bill Appropriation (SB 11-209)	\$55,297	0.0	\$55,297	\$0	\$0	\$0	\$0	\$0	\$0	\$0	\$55,297
SB 11-____ Special Bill FY 11-12 Appropriation	\$0	0.0	\$0	\$0	\$0	\$0	\$0	\$0	\$0	\$0	\$0
HB 11-____ Special Bill FY 11-12 Appropriation	\$0	0.0	\$0	\$0	\$0	\$0	\$0	\$0	\$0	\$0	\$0
FY 2011-12 Total Appropriation	\$55,297	0.0	\$55,297	\$0	\$0	\$0	\$0	\$0	\$0	\$0	\$55,297
SB 11-XXX Annualization "Title of Legislation"	\$0	0.0	\$0	\$0	\$0	\$0	\$0	\$0	\$0	\$0	\$0
HB 11-XXX Annualization "Title of Legislation"	\$0	0.0	\$0	\$0	\$0	\$0	\$0	\$0	\$0	\$0	\$0
Annualization of FY 2011-12 DI#: "Title of Decision Item"	\$0	0.0	\$0	\$0	\$0	\$0	\$0	\$0	\$0	\$0	\$0
Annualization of FY 2011-12 BRI#: "Title of Base Reduction Item"	\$0	0.0	\$0	\$0	\$0	\$0	\$0	\$0	\$0	\$0	\$0
Annualization of FY 2011-12 BA#: "Title of Budget Amendment"	\$0	0.0	\$0	\$0	\$0	\$0	\$0	\$0	\$0	\$0	\$0
FY 2012-13 Base Request	\$55,297	0.0	\$55,297	\$0	\$0	\$0	\$0	\$0	\$0	\$0	\$55,297
FY 2012-13 Non-Prioritized #3: CCLS Base Adjustment	\$6,263	0.0	\$6,263	\$0	\$0	\$0	\$0	\$0	\$0	\$0	\$6,263
FY 2012-13 November 1 Request	\$61,560	0.0	\$61,560	\$0	\$0	\$0	\$0	\$0	\$0	\$0	\$61,560
Charter School Facilities Financing Services											
FY 2011-12 Long Bill Appropriation (SB 11-209)	\$5,000	0.0	\$0	\$0	\$5,000	\$0	\$0	\$0	\$0	\$0	\$0
SB 11-____ Special Bill FY 11-12 Appropriation	\$0	0.0	\$0	\$0	\$0	\$0	\$0	\$0	\$0	\$0	\$0
HB 11-____ Special Bill FY 11-12 Appropriation	\$0	0.0	\$0	\$0	\$0	\$0	\$0	\$0	\$0	\$0	\$0
FY 2011-12 Total Appropriation	\$5,000	0.0	\$0	\$0	\$5,000	\$0	\$0	\$0	\$0	\$0	\$0
SB 11-XXX Annualization "Title of Legislation"	\$0	0.0	\$0	\$0	\$0	\$0	\$0	\$0	\$0	\$0	\$0
HB 11-XXX Annualization "Title of Legislation"	\$0	0.0	\$0	\$0	\$0	\$0	\$0	\$0	\$0	\$0	\$0
Annualization of FY 2011-12 DI#: "Title of Decision Item"	\$0	0.0	\$0	\$0	\$0	\$0	\$0	\$0	\$0	\$0	\$0
Annualization of FY 2011-12 BRI#: "Title of Base Reduction Item"	\$0	0.0	\$0	\$0	\$0	\$0	\$0	\$0	\$0	\$0	\$0
Annualization of FY 2011-12 BA#: "Title of Budget Amendment"	\$0	0.0	\$0	\$0	\$0	\$0	\$0	\$0	\$0	\$0	\$0
FY 2012-13 Base Request	\$5,000	0.0	\$0	\$0	\$5,000	\$0	\$0	\$0	\$0	\$0	\$0
FY 2012-13 DI#: "Title of Decision Item"	\$0	0.0	\$0	\$0	\$0	\$0	\$0	\$0	\$0	\$0	\$0
FY 2012-13 November 1 Request	\$5,000	0.0	\$0	\$0	\$5,000	\$0	\$0	\$0	\$0	\$0	\$0
Discretionary Fund											
FY 2011-12 Long Bill Appropriation (SB 11-209)	\$5,000	0.0	\$5,000	\$0	\$0	\$0	\$0	\$0	\$0	\$0	\$5,000
SB 11-____ Special Bill FY 11-12 Appropriation	\$0	0.0	\$0	\$0	\$0	\$0	\$0	\$0	\$0	\$0	\$0
HB 11-____ Special Bill FY 11-12 Appropriation	\$0	0.0	\$0	\$0	\$0	\$0	\$0	\$0	\$0	\$0	\$0
FY 2011-12 Total Appropriation	\$5,000	0.0	\$5,000	\$0	\$0	\$0	\$0	\$0	\$0	\$0	\$5,000
SB 11-XXX Annualization "Title of Legislation"	\$0	0.0	\$0	\$0	\$0	\$0	\$0	\$0	\$0	\$0	\$0
HB 11-XXX Annualization "Title of Legislation"	\$0	0.0	\$0	\$0	\$0	\$0	\$0	\$0	\$0	\$0	\$0
Annualization of FY 2011-12 DI#: "Title of Decision Item"	\$0	0.0	\$0	\$0	\$0	\$0	\$0	\$0	\$0	\$0	\$0
Annualization of FY 2011-12 BRI#: "Title of Base Reduction Item"	\$0	0.0	\$0	\$0	\$0	\$0	\$0	\$0	\$0	\$0	\$0
Annualization of FY 2011-12 BA#: "Title of Budget Amendment"	\$0	0.0	\$0	\$0	\$0	\$0	\$0	\$0	\$0	\$0	\$0
FY 2012-13 Base Request	\$5,000	0.0	\$5,000	\$0	\$0	\$0	\$0	\$0	\$0	\$0	\$5,000
FY 2012-13 DI#: "Title of Decision Item"	\$0	0.0	\$0	\$0	\$0	\$0	\$0	\$0	\$0	\$0	\$0
FY 2012-13 November 1 Request	\$5,000	0.0	\$5,000	\$0	\$0	\$0	\$0	\$0	\$0	\$0	\$5,000
(1) ADMINISTRATION											
FY 2011-12 Total Appropriation (Long Bill and Spec Bills)	\$2,002,769	16.0	\$881,921	\$0	\$1,120,848	\$0	\$0	\$0	\$0	\$0	\$881,921
FY 2012-13 Base Request	\$2,031,919	16.0	\$911,071	\$0	\$1,120,848	\$0	\$0	\$0	\$0	\$0	\$911,071
FY 2012-13 November 1 Request	\$1,952,161	16.0	\$825,484	\$0	\$1,126,677	\$0	\$0	\$0	\$0	\$0	\$825,484

DEPARTMENT OF TREASURY

FY 2012-13 RECONCILIATION OF DEPARTMENT REQUEST

Long Bill Line Item	Total Funds	FTE	General Fund	General Fund Exempt	Cash Funds	Reappropriated Funds	HUTF	Federal Funds	Medicaid Cash Funds	Medicaid General Fund	Net General Fund
(2) UNCLAIMED PROPERTY PROGRAM											
Personal Services											
FY 2011-12 Long Bill Appropriation (SB 11-209)	\$781,790	0.0	\$0	\$0	\$781,790	\$0	\$0	\$0	\$0	\$0	\$0
SB 11-076 Special Bill FY 11-12 Appropriation	(\$16,824)	0.0	\$0	\$0	(\$16,824)	\$0	\$0	\$0	\$0	\$0	\$0
HB 11-_____ Special Bill FY 11-12 Appropriation	\$0	0.0	\$0	\$0	\$0	\$0	\$0	\$0	\$0	\$0	\$0
FY 2011-12 Total Appropriation	\$764,966	0.0	\$0	\$0	\$764,966	\$0	\$0	\$0	\$0	\$0	\$0
SB 11-076 Annualization "PERA Contribution Rates"	\$16,824	0.0	\$0	\$0	\$16,824	\$0	\$0	\$0	\$0	\$0	\$0
HB 11-XXX Annualization "Title of Legislation"	\$0	0.0	\$0	\$0	\$0	\$0	\$0	\$0	\$0	\$0	\$0
Annualization of FY 2011-12 DI#: "Title of Decision Item"	\$0	0.0	\$0	\$0	\$0	\$0	\$0	\$0	\$0	\$0	\$0
Annualization of FY 2011-12 BRI#: "Title of Base Reduction Item"	\$0	0.0	\$0	\$0	\$0	\$0	\$0	\$0	\$0	\$0	\$0
Annualization of FY 2011-12 BA#: "Title of Budget Amendment"	\$0	0.0	\$0	\$0	\$0	\$0	\$0	\$0	\$0	\$0	\$0
FY 2012-13 Base Request	\$781,790	0.0	\$0	\$0	\$781,790	\$0	\$0	\$0	\$0	\$0	\$0
FY 2012-13 DI#: "Title of Decision Item"	\$0	0.0	\$0	\$0	\$0	\$0	\$0	\$0	\$0	\$0	\$0
FY 2012-13 November 1 Request	\$781,790	0.0	\$0	\$0	\$781,790	\$0	\$0	\$0	\$0	\$0	\$0
Operating Expenses											
FY 2011-12 Long Bill Appropriation (SB 11-209)	\$121,869	0.0	\$0	\$0	\$121,869	\$0	\$0	\$0	\$0	\$0	\$0
SB 11-_____ Special Bill FY 11-12 Appropriation	\$0	0.0	\$0	\$0	\$0	\$0	\$0	\$0	\$0	\$0	\$0
HB 11-_____ Special Bill FY 11-12 Appropriation	\$0	0.0	\$0	\$0	\$0	\$0	\$0	\$0	\$0	\$0	\$0
FY 2011-12 Total Appropriation	\$121,869	0.0	\$0	\$0	\$121,869	\$0	\$0	\$0	\$0	\$0	\$0
SB 11-XXX Annualization "Title of Legislation"	\$0	0.0	\$0	\$0	\$0	\$0	\$0	\$0	\$0	\$0	\$0
HB 11-XXX Annualization "Title of Legislation"	\$0	0.0	\$0	\$0	\$0	\$0	\$0	\$0	\$0	\$0	\$0
Annualization of FY 2011-12 DI#: "Title of Decision Item"	\$0	0.0	\$0	\$0	\$0	\$0	\$0	\$0	\$0	\$0	\$0
Annualization of FY 2011-12 BRI#: "Title of Base Reduction Item"	\$0	0.0	\$0	\$0	\$0	\$0	\$0	\$0	\$0	\$0	\$0
Annualization of FY 2011-12 BA#: "Title of Budget Amendment"	\$0	0.0	\$0	\$0	\$0	\$0	\$0	\$0	\$0	\$0	\$0
FY 2012-13 Base Request	\$121,869	0.0	\$0	\$0	\$121,869	\$0	\$0	\$0	\$0	\$0	\$0
FY 2012-13 DI#: "Title of Decision Item"	\$0	0.0	\$0	\$0	\$0	\$0	\$0	\$0	\$0	\$0	\$0
FY 2012-13 November 1 Request	\$121,869	0.0	\$0	\$0	\$121,869	\$0	\$0	\$0	\$0	\$0	\$0
Promotion and Correspondence											
FY 2011-12 Long Bill Appropriation (SB 11-209)	\$200,000	0.0	\$0	\$0	\$200,000	\$0	\$0	\$0	\$0	\$0	\$0
SB 11-_____ Special Bill FY 11-12 Appropriation	\$0	0.0	\$0	\$0	\$0	\$0	\$0	\$0	\$0	\$0	\$0
HB 11-_____ Special Bill FY 11-12 Appropriation	\$0	0.0	\$0	\$0	\$0	\$0	\$0	\$0	\$0	\$0	\$0
FY 2011-12 Total Appropriation	\$200,000	0.0	\$0	\$0	\$200,000	\$0	\$0	\$0	\$0	\$0	\$0
SB 11-XXX Annualization "Title of Legislation"	\$0	0.0	\$0	\$0	\$0	\$0	\$0	\$0	\$0	\$0	\$0
HB 11-XXX Annualization "Title of Legislation"	\$0	0.0	\$0	\$0	\$0	\$0	\$0	\$0	\$0	\$0	\$0
Annualization of FY 2011-12 DI#: "Title of Decision Item"	\$0	0.0	\$0	\$0	\$0	\$0	\$0	\$0	\$0	\$0	\$0
Annualization of FY 2011-12 BRI#: "Title of Base Reduction Item"	\$0	0.0	\$0	\$0	\$0	\$0	\$0	\$0	\$0	\$0	\$0
Annualization of FY 2011-12 BA#: "Title of Budget Amendment"	\$0	0.0	\$0	\$0	\$0	\$0	\$0	\$0	\$0	\$0	\$0
FY 2012-13 Base Request	\$200,000	0.0	\$0	\$0	\$200,000	\$0	\$0	\$0	\$0	\$0	\$0
FY 2012-13 DI#: "Title of Decision Item"	\$0	0.0	\$0	\$0	\$0	\$0	\$0	\$0	\$0	\$0	\$0
FY 2012-13 November 1 Request	\$200,000	0.0	\$0	\$0	\$200,000	\$0	\$0	\$0	\$0	\$0	\$0

DEPARTMENT OF TREASURY

FY 2012-13 RECONCILIATION OF DEPARTMENT REQUEST

Long Bill Line Item	Total Funds	FTE	General Fund	General Fund Exempt	Cash Funds	Reappropriated Funds	HUTF	Federal Funds	Medicaid Cash Funds	Medicaid General Fund	Net General Fund
Leased Space											
FY 2011-12 Long Bill Appropriation (SB 11-209)	\$53,723	0.0	\$0	\$0	\$53,723	\$0	\$0	\$0	\$0	\$0	\$0
SB 11-____ Special Bill FY 11-12 Appropriation	\$0	0.0	\$0	\$0	\$0	\$0	\$0	\$0	\$0	\$0	\$0
HB 11-____ Special Bill FY 11-12 Appropriation	\$0	0.0	\$0	\$0	\$0	\$0	\$0	\$0	\$0	\$0	\$0
FY 2011-12 Total Appropriation	\$53,723	0.0	\$0	\$0	\$53,723	\$0	\$0	\$0	\$0	\$0	\$0
SB 11-XXX Annualization "Title of Legislation"	\$0	0.0	\$0	\$0	\$0	\$0	\$0	\$0	\$0	\$0	\$0
HB 11-XXX Annualization "Title of Legislation"	\$0	0.0	\$0	\$0	\$0	\$0	\$0	\$0	\$0	\$0	\$0
Annualization of FY 2011-12 DI#2: "Unclaimed Property Leased Office Space"	\$1,733	0.0	\$0	\$0	\$1,733	\$0	\$0	\$0	\$0	\$0	\$0
Annualization of FY 2011-12 BRI#: "Title of Base Reduction Item"	\$0	0.0	\$0	\$0	\$0	\$0	\$0	\$0	\$0	\$0	\$0
Annualization of FY 2011-12 BA#: "Title of Budget Amendment"	\$0	0.0	\$0	\$0	\$0	\$0	\$0	\$0	\$0	\$0	\$0
FY 2012-13 Base Request	\$55,456	0.0	\$0	\$0	\$55,456	\$0	\$0	\$0	\$0	\$0	\$0
FY 2012-13 DI#: "Title of Decision Item"	\$0	0.0	\$0	\$0	\$0	\$0	\$0	\$0	\$0	\$0	\$0
FY 2012-13 November 1 Request	\$55,456	0.0	\$0	\$0	\$55,456	\$0	\$0	\$0	\$0	\$0	\$0
Contract Auditor Services											
FY 2011-12 Long Bill Appropriation (SB 11-209)	\$800,000	0.0	\$0	\$0	\$800,000	\$0	\$0	\$0	\$0	\$0	\$0
SB 11-____ Special Bill FY 11-12 Appropriation	\$0	0.0	\$0	\$0	\$0	\$0	\$0	\$0	\$0	\$0	\$0
HB 11-____ Special Bill FY 11-12 Appropriation	\$0	0.0	\$0	\$0	\$0	\$0	\$0	\$0	\$0	\$0	\$0
FY 2011-12 Total Appropriation	\$800,000	0.0	\$0	\$0	\$800,000	\$0	\$0	\$0	\$0	\$0	\$0
SB 11-XXX Annualization "Title of Legislation"	\$0	0.0	\$0	\$0	\$0	\$0	\$0	\$0	\$0	\$0	\$0
HB 11-XXX Annualization "Title of Legislation"	\$0	0.0	\$0	\$0	\$0	\$0	\$0	\$0	\$0	\$0	\$0
Annualization of FY 2011-12 DI#: "Title of Decision Item"	\$0	0.0	\$0	\$0	\$0	\$0	\$0	\$0	\$0	\$0	\$0
Annualization of FY 2011-12 BRI#: "Title of Base Reduction Item"	\$0	0.0	\$0	\$0	\$0	\$0	\$0	\$0	\$0	\$0	\$0
Annualization of FY 2011-12 BA#: "Title of Budget Amendment"	\$0	0.0	\$0	\$0	\$0	\$0	\$0	\$0	\$0	\$0	\$0
FY 2012-13 Base Request	\$800,000	0.0	\$0	\$0	\$800,000	\$0	\$0	\$0	\$0	\$0	\$0
FY 2012-13 DI#: "Title of Decision Item"	\$0	0.0	\$0	\$0	\$0	\$0	\$0	\$0	\$0	\$0	\$0
FY 2012-13 November 1 Request	\$800,000	0.0	\$0	\$0	\$800,000	\$0	\$0	\$0	\$0	\$0	\$0
(2) UNCLAIMED PROPERTY PROGRAM											
FY 2011-12 Total Appropriation (Long Bill plus Special Bills)	\$1,940,558	0.0	\$0	\$0	\$1,940,558	\$0	\$0	\$0	\$0	\$0	\$0
FY 2012-13 Base Request	\$1,959,115	0.0	\$0	\$0	\$1,959,115	\$0	\$0	\$0	\$0	\$0	\$0
FY 2012-13 November 1 Request	\$1,959,115	0.0	\$0	\$0	\$1,959,115	\$0	\$0	\$0	\$0	\$0	\$0

DEPARTMENT OF TREASURY

FY 2012-13 RECONCILIATION OF DEPARTMENT REQUEST

Long Bill Line Item	Total Funds	FTE	General Fund	General Fund Exempt	Cash Funds	Reappropriated Funds	HUTF	Federal Funds	Medicaid Cash Funds	Medicaid General Fund	Net General Fund
(3) SPECIAL PURPOSE											
Senior Citizen and Disabled Veteran Property Tax Exemption											
FY 2011-12 Long Bill Appropriation (SB 11-209)	\$1,700,000	0.0	\$1,700,000	\$0	\$0	\$0	\$0	\$0	\$0	\$0	\$1,700,000
SB 11-____ Special Bill FY 11-12 Appropriation	\$0	0.0	-	\$0	\$0	\$0	\$0	\$0	\$0	\$0	\$0
HB 11-____ Special Bill FY 11-12 Appropriation	\$0	0.0	\$0	\$0	\$0	\$0	\$0	\$0	\$0	\$0	\$0
FY 2011-12 Total Appropriation	\$1,700,000	0.0	\$1,700,000	\$0	\$0	\$0	\$0	\$0	\$0	\$0	\$1,700,000
SB 11-XXX Annualization "Title of Legislation"	\$0	0.0	\$0	\$0	\$0	\$0	\$0	\$0	\$0	\$0	\$0
HB 11-XXX Annualization "Title of Legislation"	\$0	0.0	\$0	\$0	\$0	\$0	\$0	\$0	\$0	\$0	\$0
Annualization of FY 2011-12 DI#: "Title of Decision Item"	\$0	0.0	\$0	\$0	\$0	\$0	\$0	\$0	\$0	\$0	\$0
Annualization of FY 2011-12 BRI#: "Title of Base Reduction Item"	\$0	0.0	\$0	\$0	\$0	\$0	\$0	\$0	\$0	\$0	\$0
Annualization of FY 2011-12 BA#: "Title of Budget Amendment"	\$0	0.0	\$0	\$0	\$0	\$0	\$0	\$0	\$0	\$0	\$0
Adjustment per Legislative Council's September 2011 Forecast	\$94,200,000	0.0	\$94,200,000	\$0	\$0	\$0	\$0	\$0	\$0	\$0	\$94,200,000
FY 2012-13 Base Request	\$95,900,000	0.0	\$95,900,000	\$0	\$0	\$0	\$0	\$0	\$0	\$0	\$95,900,000
FY 2012-13 DI#: "Title of Decision Item"	\$0	0.0	\$0	\$0	\$0	\$0	\$0	\$0	\$0	\$0	\$0
FY 2012-13 November 1 Request	\$95,900,000	0.0	\$95,900,000	\$0	\$0	\$0	\$0	\$0	\$0	\$0	\$95,900,000
CoverColorado											
FY 2011-12 Long Bill Appropriation (SB 11-209)	\$41,000,000	0.0	\$0	\$0	\$41,000,000	\$0	\$0	\$0	\$0	\$0	\$0
SB 11-____ Special Bill FY 11-12 Appropriation	\$0	0.0	\$0	\$0	\$0	\$0	\$0	\$0	\$0	\$0	\$0
HB 11-____ Special Bill FY 11-12 Appropriation	\$0	0.0	\$0	\$0	\$0	\$0	\$0	\$0	\$0	\$0	\$0
FY 2011-12 Total Appropriation	\$41,000,000	0.0	\$0	\$0	\$41,000,000	\$0	\$0	\$0	\$0	\$0	\$0
SB 11-XXX Annualization "Title of Legislation"	\$0	0.0	\$0	\$0	\$0	\$0	\$0	\$0	\$0	\$0	\$0
HB 11-XXX Annualization "Title of Legislation"	\$0	0.0	\$0	\$0	\$0	\$0	\$0	\$0	\$0	\$0	\$0
Annualization of FY 2011-12 DI#: "Title of Decision Item"	\$0	0.0	\$0	\$0	\$0	\$0	\$0	\$0	\$0	\$0	\$0
Annualization of FY 2011-12 BRI#: "Title of Base Reduction Item"	\$0	0.0	\$0	\$0	\$0	\$0	\$0	\$0	\$0	\$0	\$0
Annualization of FY 2011-12 BA#: "Title of Budget Amendment"	\$0	0.0	\$0	\$0	\$0	\$0	\$0	\$0	\$0	\$0	\$0
Adjustment per CoverColorado Projections	\$5,000,000	0.0	\$0	\$0	\$5,000,000	\$0	\$0	\$0	\$0	\$0	\$0
FY 2012-13 Base Request	\$46,000,000	0.0	\$0	\$0	\$46,000,000	\$0	\$0	\$0	\$0	\$0	\$0
FY 2012-13 DI#: "Title of Decision Item"	\$0	0.0	\$0	\$0	\$0	\$0	\$0	\$0	\$0	\$0	\$0
FY 2012-13 November 1 Request	\$46,000,000	0.0	\$0	\$0	\$46,000,000	\$0	\$0	\$0	\$0	\$0	\$0
Fire and Police Pension Association - Old Hire Plans											
FY 2011-12 Long Bill Appropriation (SB 11-209)	\$25,321,079	0.0	\$0	\$25,321,079	\$0	\$0	\$0	\$0	\$0	\$0	\$0
SB 11-221 Special Bill FY 11-12 Appropriation	(\$20,000,000)	0.0	\$0	(\$20,000,000)	\$0	\$0	\$0	\$0	\$0	\$0	\$0
HB 11-____ Special Bill FY 11-12 Appropriation	\$0	0.0	\$0	\$0	\$0	\$0	\$0	\$0	\$0	\$0	\$0
FY 2011-12 Total Appropriation	\$5,321,079	0.0	\$0	\$5,321,079	\$0	\$0	\$0	\$0	\$0	\$0	\$0
SB 11-221 Annualization "Old Hire FPPA Plans State Contributions"	\$4,678,921	0.0	\$0	\$4,678,921	\$0	\$0	\$0	\$0	\$0	\$0	\$0
HB 11-XXX Annualization "Title of Legislation"	\$0	0.0	\$0	\$0	\$0	\$0	\$0	\$0	\$0	\$0	\$0
Annualization of FY 2011-12 DI#: "Title of Decision Item"	\$0	0.0	\$0	\$0	\$0	\$0	\$0	\$0	\$0	\$0	\$0
Annualization of FY 2011-12 BRI#: "Title of Base Reduction Item"	\$0	0.0	\$0	\$0	\$0	\$0	\$0	\$0	\$0	\$0	\$0
Annualization of FY 2011-12 BA#: "Title of Budget Amendment"	\$0	0.0	\$0	\$0	\$0	\$0	\$0	\$0	\$0	\$0	\$0
FY 2012-13 Base Request	\$10,000,000	0.0	\$0	\$10,000,000	\$0	\$0	\$0	\$0	\$0	\$0	\$0
FY 2012-13 DI#: "Title of Decision Item"	\$0	0.0	\$0	\$0	\$0	\$0	\$0	\$0	\$0	\$0	\$0
FY 2012-13 November 1 Request	\$10,000,000	0.0	\$0	\$10,000,000	\$0	\$0	\$0	\$0	\$0	\$0	\$0

DEPARTMENT OF TREASURY

FY 2012-13 RECONCILIATION OF DEPARTMENT REQUEST

Long Bill Line Item	Total Funds	FTE	General Fund	General Fund Exempt	Cash Funds	Reappropriated Funds	HUTF	Federal Funds	Medicaid Cash Funds	Medicaid General Fund	Net General Fund
Highway Users Tax Fund - County Payments											
FY 2011-12 Long Bill Appropriation (SB 11-209)	\$186,797,920	0.0	\$0	\$0	\$186,797,920	\$0	\$0	\$0	\$0	\$0	\$0
SB 11-____ Special Bill FY 11-12 Appropriation	\$0	0.0	\$0	\$0	\$0	\$0	\$0	\$0	\$0	\$0	\$0
HB 11-____ Special Bill FY 11-12 Appropriation	\$0	0.0	\$0	\$0	\$0	\$0	\$0	\$0	\$0	\$0	\$0
FY 2011-12 Total Appropriation	\$186,797,920	0.0	\$0	\$0	\$186,797,920	\$0	\$0	\$0	\$0	\$0	\$0
SB 11-XXX Annualization "Title of Legislation"	\$0	0.0	\$0	\$0	\$0	\$0	\$0	\$0	\$0	\$0	\$0
HB 11-XXX Annualization "Title of Legislation"	\$0	0.0	\$0	\$0	\$0	\$0	\$0	\$0	\$0	\$0	\$0
Annualization of FY 2011-12 DI#: "Title of Decision Item"	\$0	0.0	\$0	\$0	\$0	\$0	\$0	\$0	\$0	\$0	\$0
Annualization of FY 2011-12 BRI#: "Title of Base Reduction Item"	\$0	0.0	\$0	\$0	\$0	\$0	\$0	\$0	\$0	\$0	\$0
Annualization of FY 2011-12 BA#: "Title of Budget Amendment"	\$0	0.0	\$0	\$0	\$0	\$0	\$0	\$0	\$0	\$0	\$0
Adjustment per Legislative Council's September 2011 Forecast	\$3,179,650	0.0	\$0	\$0	\$3,179,650	\$0	\$0	\$0	\$0	\$0	\$0
FY 2012-13 Base Request	\$189,977,570	0.0	\$0	\$0	\$189,977,570	\$0	\$0	\$0	\$0	\$0	\$0
FY 2012-13 DI#: "Title of Decision Item"	\$0	0.0	\$0	\$0	\$0	\$0	\$0	\$0	\$0	\$0	\$0
FY 2012-13 November 1 Request	\$189,977,570	0.0	\$0	\$0	\$189,977,570	\$0	\$0	\$0	\$0	\$0	\$0
Highway Users Tax Fund - Municipality Payments											
FY 2011-12 Long Bill Appropriation (SB 11-209)	\$127,662,293	0.0	\$0	\$0	\$127,662,293	\$0	\$0	\$0	\$0	\$0	\$0
SB 11-____ Special Bill FY 11-12 Appropriation	\$0	0.0	\$0	\$0	\$0	\$0	\$0	\$0	\$0	\$0	\$0
HB 11-____ Special Bill FY 11-12 Appropriation	\$0	0.0	\$0	\$0	\$0	\$0	\$0	\$0	\$0	\$0	\$0
FY 2011-12 Total Appropriation	\$127,662,293	0.0	\$0	\$0	\$127,662,293	\$0	\$0	\$0	\$0	\$0	\$0
SB 11-XXX Annualization "Title of Legislation"	\$0	0.0	\$0	\$0	\$0	\$0	\$0	\$0	\$0	\$0	\$0
HB 11-XXX Annualization "Title of Legislation"	\$0	0.0	\$0	\$0	\$0	\$0	\$0	\$0	\$0	\$0	\$0
Annualization of FY 2011-12 DI#: "Title of Decision Item"	\$0	0.0	\$0	\$0	\$0	\$0	\$0	\$0	\$0	\$0	\$0
Annualization of FY 2011-12 BRI#: "Title of Base Reduction Item"	\$0	0.0	\$0	\$0	\$0	\$0	\$0	\$0	\$0	\$0	\$0
Annualization of FY 2011-12 BA#: "Title of Budget Amendment"	\$0	0.0	\$0	\$0	\$0	\$0	\$0	\$0	\$0	\$0	\$0
Adjustment per Legislative Council's September 2011 Forecast	\$2,791,988	0.0	\$0	\$0	\$2,791,988	\$0	\$0	\$0	\$0	\$0	\$0
FY 2012-13 Base Request	\$130,454,281	0.0	\$0	\$0	\$130,454,281	\$0	\$0	\$0	\$0	\$0	\$0
FY 2012-13 DI#: "Title of Decision Item"	\$0	0.0	\$0	\$0	\$0	\$0	\$0	\$0	\$0	\$0	\$0
FY 2012-13 November 1 Request	\$130,454,281	0.0	\$0	\$0	\$130,454,281	\$0	\$0	\$0	\$0	\$0	\$0
(3) SPECIAL PURPOSE											
FY 2011-12 Total Appropriation (Long Bill plus Special Bills)	\$362,481,292	0.0	\$1,700,000	\$5,321,079	\$355,460,213	\$0	\$0	\$0	\$0	\$0	\$1,700,000
FY 2012-13 Base Request	\$472,331,851	0.0	\$95,900,000	\$10,000,000	\$366,431,851	\$0	\$0	\$0	\$0	\$0	\$95,900,000
FY 2012-13 November 1 Request	\$472,331,851	0.0	\$95,900,000	\$10,000,000	\$366,431,851	\$0	\$0	\$0	\$0	\$0	\$95,900,000

Colorado Department of Treasury
 FY 2012-13 Budget Cycle
 Schedule 2

FY 2009-10		FY 2010-11		FY 2011-12		FY 2011-12		FY 2012-13	
Actuals	FTE	Actuals	FTE	Appropriated	FTE	Estimate	FTE	Request	FTE

(1) Administration

Total Expenditures / Appropriation / Request											
Total Funds	\$1,694,120	15.8		\$1,660,231	15.3		\$2,002,769	16.0		\$1,952,161	16.0
General Fund	\$573,411			\$529,514			\$881,921			\$825,484	
General Fund Exempt	\$0			\$0			\$0			\$0	
Cash Funds	\$1,120,709			\$1,130,717			\$1,120,848			\$1,126,677	
Cash Funds Exempt / Reappropriated Funds	\$0			\$0			\$0			\$0	
Federal Funds	\$0			\$0			\$0			\$0	

(2) Unclaimed Property Program

Total Expenditures / Appropriation / Request											
Total Funds	\$1,531,435	8.9		\$1,341,863	0.0		\$1,940,558	0.0		\$1,959,115	0.0
General Fund	\$0			\$0			\$0			\$0	
General Fund Exempt	\$0			\$0			\$0			\$0	
Cash Funds	\$1,531,435			\$1,341,863			\$1,940,558			\$1,959,115	
Cash Funds Exempt / Reappropriated Funds	\$0			\$0			\$0			\$0	
Federal Funds	\$0			\$0			\$0			\$0	

(3) Special Purpose

Total Expenditures / Appropriation / Request											
Total Funds	\$335,953,039	0.0		\$346,189,900	0.0		\$362,481,292	0.0		\$472,331,851	0.0
General Fund	\$1,333,604			\$1,574,580			\$1,700,000			\$95,900,000	
General Fund Exempt	\$0			\$0			\$5,321,079			\$10,000,000	
Cash Funds	\$334,619,435			\$344,615,320			\$355,460,213			\$366,431,851	
Cash Funds Exempt / Reappropriated Funds	\$0			\$0			\$0			\$0	
Federal Funds	\$0			\$0			\$0			\$0	

Colorado Department of Treasury
 FY 2012-13 Budget Cycle
 Schedule 2

FY 2009-10		FY 2010-11		FY 2011-12		FY 2011-12		FY 2012-13	
Actuals	FTE	Actuals	FTE	Appropriated	FTE	Estimate	FTE	Request	FTE

Department Total

Total Expenditures / Appropriation / Request										
Total Funds	\$339,178,594	24.7	\$349,191,994	15.3	\$366,424,619	16.0	\$362,159,809	16.0	\$476,243,127	16.0
General Fund	\$1,907,015		\$2,104,094		\$2,581,921		\$2,581,921		\$96,725,484	
General Fund Exempt	\$0		\$0		\$5,321,079		\$5,321,079		\$10,000,000	
Cash Funds	\$337,271,579		\$347,087,900		\$358,521,619		\$354,256,809		\$369,517,643	
Cash Funds Exempt / Reappropriated Funds	\$0		\$0		\$0		\$0		\$0	
Federal Funds	\$0		\$0		\$0		\$0		\$0	

Colorado Department of Treasury
 FY 2012-13 Budget Cycle
 Schedule 3

(1) ADMINISTRATION; Personal Services

	FY 2009-10		FY 2010-11		FY 2011-12		FY 2011-12		FY 2012-13	
	Actuals	FTE	Actuals	FTE	Appropriated	FTE	Estimate	FTE	Request	FTE
SB 09-259, HB 10-1376, SB 11-209 (Long Bill)										
Total Funds	\$1,298,635	16.0	\$1,269,689	16.0	\$1,293,450	16.0	\$1,293,450	16.0	\$1,293,450	16.0
General Fund	\$475,678		\$446,732		\$340,494		\$340,494		\$340,494	
General Fund Exempt	\$0		\$0		\$0		\$0		\$0	
Cash Funds	\$822,957		\$822,957		\$952,956		\$952,956		\$952,956	
Cash Funds Exempt / Reappropriated Funds	\$0		\$0		\$0		\$0		\$0	
Federal Funds	\$0		\$0		\$0		\$0		\$0	

HB 10-1317, SB 11-154 (Agency Supplemental Bill)

Total Funds	\$13,016	0.0	(\$31,190)	0.0	N/A	N/A	N/A	N/A	N/A	N/A
General Fund	(\$217,336)		(\$184,043)		N/A		N/A		N/A	
General Fund Exempt	\$0		\$0		N/A		N/A		N/A	
Cash Funds	\$230,352		\$152,853		N/A		N/A		N/A	
Cash Funds Exempt / Reappropriated Funds	\$0		\$0		\$0		\$0		N/A	
Federal Funds	\$0		\$0		N/A		N/A		N/A	

(Long Bill Add-ons)

Total Funds	\$0	0.0	\$0	0.0	N/A	N/A	N/A	N/A	N/A	N/A
General Fund	\$0		\$0		N/A		N/A		N/A	
General Fund Exempt	\$0		\$0		N/A		N/A		N/A	
Cash Funds	\$0		\$0		N/A		N/A		N/A	
Cash Funds Exempt / Reappropriated Funds	\$0		\$0		\$0		\$0		N/A	
Federal Funds	\$0		\$0		N/A		N/A		N/A	

SB 11-076 (PERA Contribution Rates)

Total Funds	\$0	0.0	\$0	0.0	(\$29,150)	0.0	(\$29,150)	0.0	N/A	N/A
General Fund	\$0		\$0		(\$29,150)		(\$29,150)		N/A	
General Fund Exempt	\$0		\$0		\$0		\$0		N/A	
Cash Funds	\$0		\$0		\$0		\$0		N/A	
Cash Funds Exempt / Reappropriated Funds	\$0		\$0		\$0		\$0		N/A	
Federal Funds	\$0		\$0		\$0		\$0		N/A	

Colorado Department of Treasury
 FY 2012-13 Budget Cycle
 Schedule 3

(1) ADMINISTRATION; Personal Services

(Special Bill Short Title)	FY 2009-10		FY 2010-11		FY 2011-12		FY 2011-12		FY 2012-13	
	Actuals	FTE	Actuals	FTE	Appropriated	FTE	Estimate	FTE	Request	FTE
Total Funds	\$0	0.0	\$0	0.0	\$0	0.0	\$0	0.0	N/A	N/A
General Fund	\$0		\$0		\$0		\$0		N/A	
General Fund Exempt	\$0		\$0		\$0		\$0		N/A	
Cash Funds	\$0		\$0		\$0		\$0		N/A	
Cash Funds Exempt / Reappropriated Funds	\$0		\$0		\$0		\$0		N/A	
Federal Funds	\$0		\$0		\$0		\$0		N/A	

Total Appropriation

Total Funds	\$1,311,651	16.0	\$1,238,499	16.0	\$1,264,300	16.0	\$1,264,300	16.0	\$1,293,450	16.0
General Fund	\$258,342		\$262,689		\$311,344		\$311,344		\$340,494	
General Fund Exempt	\$0		\$0		\$0		\$0		\$0	
Cash Funds	\$1,053,309		\$975,810		\$952,956		\$952,956		\$952,956	
Cash Funds Exempt / Reappropriated Funds	\$0		\$0		\$0		\$0		\$0	
Federal Funds	\$0		\$0		\$0		\$0		\$0	

Year-End Transfers

Total Funds	\$0		\$0		N/A		N/A		N/A	
General Fund	\$0		\$0		N/A		N/A		N/A	
General Fund Exempt	\$0		\$0		N/A		N/A		N/A	
Cash Funds	\$0		\$0		N/A		N/A		N/A	
Cash Funds Exempt / Reappropriated Funds	\$0		\$0		N/A		N/A		N/A	
Federal Funds	\$0		\$0		N/A		N/A		N/A	

POTS Expenditures / Allocation

Total Funds	\$0		\$0		N/A		\$0		N/A	
General Fund	\$0		\$0		N/A		\$0		N/A	
General Fund Exempt	\$0		\$0		N/A		\$0		N/A	
Cash Funds	\$0		\$0		N/A		\$0		N/A	
Cash Funds Exempt / Reappropriated Funds	\$0		\$0		N/A		\$0		N/A	
Federal Funds	\$0		\$0		N/A		\$0		N/A	

Colorado Department of Treasury
FY 2012-13 Budget Cycle
Schedule 3

(1) ADMINISTRATION; Personal Services

	FY 2009-10		FY 2010-11		FY 2011-12		FY 2011-12		FY 2012-13	
	Actuals	FTE	Actuals	FTE	Appropriated	FTE	Estimate	FTE	Request	FTE

Roll-Forward

Total Funds	(\$55,983)		\$0		N/A		N/A		N/A	
General Fund	\$0		\$0		N/A		N/A		N/A	
General Fund Exempt	\$0		\$0		N/A		N/A		N/A	
Cash Funds	(\$55,983)		\$0		N/A		N/A		N/A	
Cash Funds Exempt / Reappropriated Funds	\$0		\$0		N/A		N/A		N/A	
Federal Funds	\$0		\$0		N/A		N/A		N/A	

1331 Supplemental #1 (Short Title)

Total Funds	N/A	N/A	N/A	N/A	N/A	N/A	N/A	\$0	0.0	N/A	N/A
General Fund	N/A		N/A		N/A		N/A	\$0		N/A	
General Fund Exempt	N/A		N/A		N/A		N/A	\$0		N/A	
Cash Funds	N/A		N/A		N/A		N/A	\$0		N/A	
Cash Funds Exempt / Reappropriated Funds	N/A		N/A		N/A		N/A	\$0		N/A	
Federal Funds	N/A		N/A		N/A		N/A	\$0		N/A	

Request Year Base and Other Adjustments (see Reconciliation for details)

Total Funds	N/A	N/A	N/A	N/A	N/A	N/A	N/A	N/A	N/A	\$0	0.0
General Fund	N/A		N/A		N/A		N/A		N/A	\$0	
General Fund Exempt	N/A		N/A		N/A		N/A		N/A	\$0	
Cash Funds	N/A		N/A		N/A		N/A		N/A	\$0	
Cash Funds Exempt / Reappropriated Funds	N/A		N/A		N/A		N/A		N/A	\$0	
Federal Funds	N/A		N/A		N/A		N/A		N/A	\$0	

Total Spending Authority / Request

Total Funds	\$1,255,668	16.0	\$1,238,499	16.0	\$1,264,300	16.0	\$1,264,300	16.0	\$1,293,450	16.0
General Fund	\$258,342		\$262,689		\$311,344		\$311,344		\$340,494	
General Fund Exempt	\$0		\$0		\$0		\$0		\$0	
Cash Funds	\$997,326		\$975,810		\$952,956		\$952,956		\$952,956	
Cash Funds Exempt / Reappropriated Funds	\$0		\$0		\$0		\$0		\$0	
Federal Funds	\$0		\$0		\$0		\$0		\$0	

Colorado Department of Treasury
 FY 2012-13 Budget Cycle
 Schedule 3

(1) ADMINISTRATION; Personal Services

	FY 2009-10		FY 2010-11		FY 2011-12		FY 2011-12		FY 2012-13	
	Actuals	FTE	Actuals	FTE	Appropriated	FTE	Estimate	FTE	Request	FTE
Expenditures										
Total Funds	\$1,242,508	15.8	\$1,208,310	15.3	N/A	N/A	N/A	N/A	N/A	N/A
General Fund	\$245,182		\$232,500		N/A		N/A		N/A	
General Fund Exempt	\$0		\$0		N/A		N/A		N/A	
Cash Funds	\$997,326		\$975,810		N/A		N/A		N/A	
Cash Funds Exempt / Reappropriated Funds	\$0		\$0		N/A		N/A		N/A	
Federal Funds	\$0		\$0		N/A		N/A		N/A	
Under/(Over) Expenditures										
Total Funds	\$13,160	0.2	\$30,189	0.7	N/A	N/A	N/A	N/A	N/A	N/A
General Fund	\$13,160		\$30,189		N/A		N/A		N/A	
General Fund Exempt	\$0		\$0		N/A		N/A		N/A	
Cash Funds	\$0		\$0		N/A		N/A		N/A	
Cash Funds Exempt / Reappropriated Funds	\$0		\$0		N/A		N/A		N/A	
Federal Funds	\$0		\$0		N/A		N/A		N/A	

Colorado Department of Treasury
 FY 2012-13 Budget Cycle
 Schedule 3

(1) ADMINISTRATION; Health, Life, and Dental

	FY 2009-10		FY 2010-11		FY 2011-12		FY 2011-12		FY 2012-13	
	Actuals	FTE	Actuals	FTE	Appropriated	FTE	Estimate	FTE	Request	FTE
SB 09-259, HB 10-1376, SB 11-209 (Long Bill)										
Total Funds	\$145,818	0.0	\$188,858	0.0	\$190,203	0.0	\$190,203	0.0	\$190,203	0.0
General Fund	\$78,939		\$93,321		\$91,600		\$91,600		\$91,600	
General Fund Exempt	\$0		\$0		\$0		\$0		\$0	
Cash Funds	\$66,879		\$95,537		\$98,603		\$98,603		\$98,603	
Cash Funds Exempt / Reappropriated Funds	\$0		\$0		\$0		\$0		\$0	
Federal Funds	\$0		\$0		\$0		\$0		\$0	
(Agency Supplemental Bill)										
Total Funds	\$0	0.0	\$0	0.0	N/A	N/A	N/A	N/A	N/A	N/A
General Fund	\$0		\$0		N/A		N/A		N/A	
General Fund Exempt	\$0		\$0		N/A		N/A		N/A	
Cash Funds	\$0		\$0		N/A		N/A		N/A	
Cash Funds Exempt / Reappropriated Funds	\$0		\$0		\$0		\$0		N/A	
Federal Funds	\$0		\$0		N/A		N/A		N/A	
(Long Bill Add-ons)										
Total Funds	\$0	0.0	\$0	0.0	N/A	N/A	N/A	N/A	N/A	N/A
General Fund	\$0		\$0		N/A		N/A		N/A	
General Fund Exempt	\$0		\$0		N/A		N/A		N/A	
Cash Funds	\$0		\$0		N/A		N/A		N/A	
Cash Funds Exempt / Reappropriated Funds	\$0		\$0		\$0		\$0		N/A	
Federal Funds	\$0		\$0		N/A		N/A		N/A	
(Special Bill Short Title)										
Total Funds	\$0	0.0	\$0	0.0	\$0	0.0	\$0	0.0	N/A	N/A
General Fund	\$0		\$0		\$0		\$0		N/A	
General Fund Exempt	\$0		\$0		\$0		\$0		N/A	
Cash Funds	\$0		\$0		\$0		\$0		N/A	
Cash Funds Exempt / Reappropriated Funds	\$0		\$0		\$0		\$0		N/A	
Federal Funds	\$0		\$0		\$0		\$0		N/A	

Colorado Department of Treasury
 FY 2012-13 Budget Cycle
 Schedule 3

(1) ADMINISTRATION; Health, Life, and Dental

(Special Bill Short Title)	FY 2009-10		FY 2010-11		FY 2011-12		FY 2011-12		FY 2012-13	
	Actuals	FTE	Actuals	FTE	Appropriated	FTE	Estimate	FTE	Request	FTE
Total Funds	\$0	0.0	\$0	0.0	\$0	0.0	\$0	0.0	N/A	N/A
General Fund	\$0		\$0		\$0		\$0		N/A	
General Fund Exempt	\$0		\$0		\$0		\$0		N/A	
Cash Funds	\$0		\$0		\$0		\$0		N/A	
Cash Funds Exempt / Reappropriated Funds	\$0		\$0		\$0		\$0		N/A	
Federal Funds	\$0		\$0		\$0		\$0		N/A	

Total Appropriation

Total Funds	\$145,818	0.0	\$188,858	0.0	\$190,203	0.0	\$190,203	0.0	\$190,203	0.0
General Fund	\$78,939		\$93,321		\$91,600		\$91,600		\$91,600	
General Fund Exempt	\$0		\$0		\$0		\$0		\$0	
Cash Funds	\$66,879		\$95,537		\$98,603		\$98,603		\$98,603	
Cash Funds Exempt / Reappropriated Funds	\$0		\$0		\$0		\$0		\$0	
Federal Funds	\$0		\$0		\$0		\$0		\$0	

Year-End Transfers

Total Funds	\$0		\$0		N/A		N/A		N/A	
General Fund	\$0		\$0		N/A		N/A		N/A	
General Fund Exempt	\$0		\$0		N/A		N/A		N/A	
Cash Funds	\$0		\$0		N/A		N/A		N/A	
Cash Funds Exempt / Reappropriated Funds	\$0		\$0		N/A		N/A		N/A	
Federal Funds	\$0		\$0		N/A		N/A		N/A	

POTS Expenditures / Allocation

Total Funds	\$0		\$0		N/A		\$0		N/A	
General Fund	\$0		\$0		N/A		\$0		N/A	
General Fund Exempt	\$0		\$0		N/A		\$0		N/A	
Cash Funds	\$0		\$0		N/A		\$0		N/A	
Cash Funds Exempt / Reappropriated Funds	\$0		\$0		N/A		\$0		N/A	
Federal Funds	\$0		\$0		N/A		\$0		N/A	

Colorado Department of Treasury
 FY 2012-13 Budget Cycle
 Schedule 3

(1) ADMINISTRATION; Health, Life, and Dental

	FY 2009-10		FY 2010-11		FY 2011-12		FY 2011-12		FY 2012-13	
	Actuals	FTE	Actuals	FTE	Appropriated	FTE	Estimate	FTE	Request	FTE

Roll-Forward

Total Funds	\$0		\$0		N/A		N/A		N/A	
General Fund	\$0		\$0		N/A		N/A		N/A	
General Fund Exempt	\$0		\$0		N/A		N/A		N/A	
Cash Funds	\$0		\$0		N/A		N/A		N/A	
Cash Funds Exempt / Reappropriated Funds	\$0		\$0		N/A		N/A		N/A	
Federal Funds	\$0		\$0		N/A		N/A		N/A	

1331 Supplemental #1 (Short Title)

Total Funds	N/A	N/A	N/A	N/A	N/A	N/A	\$0	0.0	N/A	N/A
General Fund	N/A		N/A		N/A		\$0		N/A	
General Fund Exempt	N/A		N/A		N/A		\$0		N/A	
Cash Funds	N/A		N/A		N/A		\$0		N/A	
Cash Funds Exempt / Reappropriated Funds	N/A		N/A		N/A		\$0		N/A	
Federal Funds	N/A		N/A		N/A		\$0		N/A	

Request Year Base and Other Adjustments (see Reconciliation for details)

Total Funds	N/A	N/A	N/A	N/A	N/A	N/A	N/A	N/A	\$13,332	0.0
General Fund	N/A		N/A		N/A		N/A		\$14,292	
General Fund Exempt	N/A		N/A		N/A		N/A		\$0	
Cash Funds	N/A		N/A		N/A		N/A		(\$960)	
Cash Funds Exempt / Reappropriated Funds	N/A		N/A		N/A		N/A		\$0	
Federal Funds	N/A		N/A		N/A		N/A		\$0	

Total Spending Authority / Request

Total Funds	\$145,818	0.0	\$188,858	0.0	\$190,203	0.0	\$190,203	0.0	\$203,535	0.0
General Fund	\$78,939		\$93,321		\$91,600		\$91,600		\$105,892	
General Fund Exempt	\$0		\$0		\$0		\$0		\$0	
Cash Funds	\$66,879		\$95,537		\$98,603		\$98,603		\$97,643	
Cash Funds Exempt / Reappropriated Funds	\$0		\$0		\$0		\$0		\$0	
Federal Funds	\$0		\$0		\$0		\$0		\$0	

Colorado Department of Treasury
 FY 2012-13 Budget Cycle
 Schedule 3

(1) ADMINISTRATION; Health, Life, and Dental

	FY 2009-10		FY 2010-11		FY 2011-12		FY 2011-12		FY 2012-13	
	Actuals	FTE	Actuals	FTE	Appropriated	FTE	Estimate	FTE	Request	FTE
Expenditures										
Total Funds	\$134,302	0.0	\$126,677	0.0	N/A	N/A	N/A	N/A	N/A	N/A
General Fund	\$67,423		\$31,140		N/A		N/A		N/A	
General Fund Exempt	\$0		\$0		N/A		N/A		N/A	
Cash Funds	\$66,879		\$95,537		N/A		N/A		N/A	
Cash Funds Exempt / Reappropriated Funds	\$0		\$0		N/A		N/A		N/A	
Federal Funds	\$0		\$0		N/A		N/A		N/A	
Under/(Over) Expenditures										
Total Funds	\$11,516	0.0	\$62,181	0.0	N/A	N/A	N/A	N/A	N/A	N/A
General Fund	\$11,516		\$62,181		N/A		N/A		N/A	
General Fund Exempt	\$0		\$0		N/A		N/A		N/A	
Cash Funds	\$0		\$0		N/A		N/A		N/A	
Cash Funds Exempt / Reappropriated Funds	\$0		\$0		N/A		N/A		N/A	
Federal Funds	\$0		\$0		N/A		N/A		N/A	

Colorado Department of Treasury
 FY 2012-13 Budget Cycle
 Schedule 3

(1) ADMINISTRATION; Short-term Disability

	FY 2009-10		FY 2010-11		FY 2011-12		FY 2011-12		FY 2012-13	
	Actuals	FTE	Actuals	FTE	Appropriated	FTE	Estimate	FTE	Request	FTE
SB 09-259, HB 10-1376, SB 11-209 (Long Bill)										
Total Funds	\$2,432	0.0	\$2,838	0.0	\$3,225	0.0	\$3,225	0.0	\$3,225	0.0
General Fund	\$1,645		\$1,794		\$1,998		\$1,998		\$1,998	
General Fund Exempt	\$0		\$0		\$0		\$0		\$0	
Cash Funds	\$787		\$1,044		\$1,227		\$1,227		\$1,227	
Cash Funds Exempt / Reappropriated Funds	\$0		\$0		\$0		\$0		\$0	
Federal Funds	\$0		\$0		\$0		\$0		\$0	

HB 10-1317 (Agency Supplemental Bill)

Total Funds	(\$72)	0.0	\$0	0.0	N/A	N/A	N/A	N/A	N/A	N/A
General Fund	(\$49)		\$0		N/A		N/A		N/A	
General Fund Exempt	\$0		\$0		N/A		N/A		N/A	
Cash Funds	(\$23)		\$0		N/A		N/A		N/A	
Cash Funds Exempt / Reappropriated Funds	\$0		\$0		\$0		\$0		N/A	
Federal Funds	\$0		\$0		N/A		N/A		N/A	

(Long Bill Add-ons)

Total Funds	\$0	0.0	\$0	0.0	N/A	N/A	N/A	N/A	N/A	N/A
General Fund	\$0		\$0		N/A		N/A		N/A	
General Fund Exempt	\$0		\$0		N/A		N/A		N/A	
Cash Funds	\$0		\$0		N/A		N/A		N/A	
Cash Funds Exempt / Reappropriated Funds	\$0		\$0		\$0		\$0		N/A	
Federal Funds	\$0		\$0		N/A		N/A		N/A	

(Special Bill Short Title)

Total Funds	\$0	0.0	\$0	0.0	\$0	0.0	\$0	0.0	N/A	N/A
General Fund	\$0		\$0		\$0		\$0		N/A	
General Fund Exempt	\$0		\$0		\$0		\$0		N/A	
Cash Funds	\$0		\$0		\$0		\$0		N/A	
Cash Funds Exempt / Reappropriated Funds	\$0		\$0		\$0		\$0		N/A	
Federal Funds	\$0		\$0		\$0		\$0		N/A	

Colorado Department of Treasury
 FY 2012-13 Budget Cycle
 Schedule 3

(1) ADMINISTRATION; Short-term Disability

	FY 2009-10		FY 2010-11		FY 2011-12		FY 2011-12		FY 2012-13	
	Actuals	FTE	Actuals	FTE	Appropriated	FTE	Estimate	FTE	Request	FTE
(Special Bill Short Title)										
Total Funds	\$0	0.0	\$0	0.0	\$0	0.0	\$0	0.0		N/A
General Fund	\$0		\$0		\$0		\$0			N/A
General Fund Exempt	\$0		\$0		\$0		\$0			N/A
Cash Funds	\$0		\$0		\$0		\$0			N/A
Cash Funds Exempt / Reappropriated Funds	\$0		\$0		\$0		\$0			N/A
Federal Funds	\$0		\$0		\$0		\$0			N/A

Total Appropriation

Total Funds	\$2,360	0.0	\$2,838	0.0	\$3,225	0.0	\$3,225	0.0	\$3,225	0.0
General Fund	\$1,596		\$1,794		\$1,998		\$1,998		\$1,998	
General Fund Exempt	\$0		\$0		\$0		\$0		\$0	
Cash Funds	\$764		\$1,044		\$1,227		\$1,227		\$1,227	
Cash Funds Exempt / Reappropriated Funds	\$0		\$0		\$0		\$0		\$0	
Federal Funds	\$0		\$0		\$0		\$0		\$0	

Year-End Transfers

Total Funds	\$0		\$0		N/A		N/A		N/A	
General Fund	\$0		\$0		N/A		N/A		N/A	
General Fund Exempt	\$0		\$0		N/A		N/A		N/A	
Cash Funds	\$0		\$0		N/A		N/A		N/A	
Cash Funds Exempt / Reappropriated Funds	\$0		\$0		N/A		N/A		N/A	
Federal Funds	\$0		\$0		N/A		N/A		N/A	

POTS Expenditures / Allocation

Total Funds	\$0		\$0		N/A		\$0		N/A	
General Fund	\$0		\$0		N/A		\$0		N/A	
General Fund Exempt	\$0		\$0		N/A		\$0		N/A	
Cash Funds	\$0		\$0		N/A		\$0		N/A	
Cash Funds Exempt / Reappropriated Funds	\$0		\$0		N/A		\$0		N/A	
Federal Funds	\$0		\$0		N/A		\$0		N/A	

Colorado Department of Treasury
FY 2012-13 Budget Cycle
Schedule 3

(1) ADMINISTRATION; Short-term Disability

	FY 2009-10		FY 2010-11		FY 2011-12		FY 2011-12		FY 2012-13	
	Actuals	FTE	Actuals	FTE	Appropriated	FTE	Estimate	FTE	Request	FTE
Roll-Forward										
Total Funds	\$0		\$0		N/A		N/A		N/A	
General Fund	\$0		\$0		N/A		N/A		N/A	
General Fund Exempt	\$0		\$0		N/A		N/A		N/A	
Cash Funds	\$0		\$0		N/A		N/A		N/A	
Cash Funds Exempt / Reappropriated Funds	\$0		\$0		N/A		N/A		N/A	
Federal Funds	\$0		\$0		N/A		N/A		N/A	
1331 Supplemental #1 (Short Title)										
Total Funds	N/A	N/A	N/A	N/A	N/A	N/A	\$0	0.0	N/A	N/A
General Fund	N/A		N/A		N/A		\$0		N/A	
General Fund Exempt	N/A		N/A		N/A		\$0		N/A	
Cash Funds	N/A		N/A		N/A		\$0		N/A	
Cash Funds Exempt / Reappropriated Funds	N/A		N/A		N/A		\$0		N/A	
Federal Funds	N/A		N/A		N/A		\$0		N/A	
Request Year Base and Other Adjustments (see Reconciliation for details)										
Total Funds	N/A	N/A	N/A	N/A	N/A	N/A	N/A	N/A	\$71	0.0
General Fund	N/A		N/A		N/A		N/A		\$55	
General Fund Exempt	N/A		N/A		N/A		N/A		\$0	
Cash Funds	N/A		N/A		N/A		N/A		\$16	
Cash Funds Exempt / Reappropriated Funds	N/A		N/A		N/A		N/A		\$0	
Federal Funds	N/A		N/A		N/A		N/A		\$0	
Total Spending Authority / Request										
Total Funds	\$2,360	0.0	\$2,838	0.0	\$3,225	0.0	\$3,225	0.0	\$3,296	0.0
General Fund	\$1,596		\$1,794		\$1,998		\$1,998		\$2,053	
General Fund Exempt	\$0		\$0		\$0		\$0		\$0	
Cash Funds	\$764		\$1,044		\$1,227		\$1,227		\$1,243	
Cash Funds Exempt / Reappropriated Funds	\$0		\$0		\$0		\$0		\$0	
Federal Funds	\$0		\$0		\$0		\$0		\$0	

Colorado Department of Treasury
 FY 2012-13 Budget Cycle
 Schedule 3

(1) ADMINISTRATION; Short-term Disability

	FY 2009-10		FY 2010-11		FY 2011-12		FY 2011-12		FY 2012-13	
	Actuals	FTE	Actuals	FTE	Appropriated	FTE	Estimate	FTE	Request	FTE
Expenditures										
Total Funds	\$2,360	0.0	\$2,652	0.0	N/A	N/A	N/A	N/A	N/A	N/A
General Fund	\$1,596		\$1,608		N/A		N/A		N/A	
General Fund Exempt	\$0		\$0		N/A		N/A		N/A	
Cash Funds	\$764		\$1,044		N/A		N/A		N/A	
Cash Funds Exempt / Reappropriated Funds	\$0		\$0		N/A		N/A		N/A	
Federal Funds	\$0		\$0		N/A		N/A		N/A	
Under/(Over) Expenditures										
Total Funds	\$0	0.0	\$186	0.0	N/A	N/A	N/A	N/A	N/A	N/A
General Fund	\$0		\$186		N/A		N/A		N/A	
General Fund Exempt	\$0		\$0		N/A		N/A		N/A	
Cash Funds	\$0		\$0		N/A		N/A		N/A	
Cash Funds Exempt / Reappropriated Funds	\$0		\$0		N/A		N/A		N/A	
Federal Funds	\$0		\$0		N/A		N/A		N/A	

Colorado Department of Treasury
 FY 2012-13 Budget Cycle
 Schedule 3

(1) ADMINISTRATION; S.B. 04-257 Amortization Equalization Disbursement

	FY 2009-10		FY 2010-11		FY 2011-12		FY 2011-12		FY 2012-13	
	Actuals	FTE	Actuals	FTE	Appropriated	FTE	Estimate	FTE	Request	FTE
SB 09-259, HB 10-1376, SB 11-209 (Long Bill)										
Total Funds	\$35,684	0.0	\$43,939	0.0	\$50,638	0.0	\$50,638	0.0	\$50,638	0.0
General Fund	\$24,115		\$27,788		\$31,226		\$31,226		\$31,226	
General Fund Exempt	\$0		\$0		\$0		\$0		\$0	
Cash Funds	\$11,569		\$16,151		\$19,412		\$19,412		\$19,412	
Cash Funds Exempt / Reappropriated Funds	\$0		\$0		\$0		\$0		\$0	
Federal Funds	\$0		\$0		\$0		\$0		\$0	

HB 10-1317 (Agency Supplemental Bill)

Total Funds	(\$931)	0.0	\$0	0.0	N/A	N/A	N/A	N/A	N/A	N/A
General Fund	(\$629)		\$0		N/A		N/A		N/A	
General Fund Exempt	\$0		\$0		N/A		N/A		N/A	
Cash Funds	(\$302)		\$0		N/A		N/A		N/A	
Cash Funds Exempt / Reappropriated Funds	\$0		\$0		\$0		\$0		N/A	
Federal Funds	\$0		\$0		N/A		N/A		N/A	

(Long Bill Add-ons)

Total Funds	\$0	0.0	\$0	0.0	N/A	N/A	N/A	N/A	N/A	N/A
General Fund	\$0		\$0		N/A		N/A		N/A	
General Fund Exempt	\$0		\$0		N/A		N/A		N/A	
Cash Funds	\$0		\$0		N/A		N/A		N/A	
Cash Funds Exempt / Reappropriated Funds	\$0		\$0		\$0		\$0		N/A	
Federal Funds	\$0		\$0		N/A		N/A		N/A	

(Special Bill Short Title)

Total Funds	\$0	0.0	\$0	0.0	\$0	0.0	\$0	0.0	N/A	N/A
General Fund	\$0		\$0		\$0		\$0		N/A	
General Fund Exempt	\$0		\$0		\$0		\$0		N/A	
Cash Funds	\$0		\$0		\$0		\$0		N/A	
Cash Funds Exempt / Reappropriated Funds	\$0		\$0		\$0		\$0		N/A	
Federal Funds	\$0		\$0		\$0		\$0		N/A	

Colorado Department of Treasury
 FY 2012-13 Budget Cycle
 Schedule 3

(1) ADMINISTRATION; S.B. 04-257 Amortization Equalization Disbursement

	FY 2009-10		FY 2010-11		FY 2011-12		FY 2011-12		FY 2012-13	
	Actuals	FTE	Actuals	FTE	Appropriated	FTE	Estimate	FTE	Request	FTE
(Special Bill Short Title)										
Total Funds	\$0	0.0	\$0	0.0	\$0	0.0	\$0	0.0		N/A
General Fund	\$0		\$0		\$0		\$0			N/A
General Fund Exempt	\$0		\$0		\$0		\$0			N/A
Cash Funds	\$0		\$0		\$0		\$0			N/A
Cash Funds Exempt / Reappropriated Funds	\$0		\$0		\$0		\$0			N/A
Federal Funds	\$0		\$0		\$0		\$0			N/A

Total Appropriation

Total Funds	\$34,753	0.0	\$43,939	0.0	\$50,638	0.0	\$50,638	0.0	\$50,638	0.0
General Fund	\$23,486		\$27,788		\$31,226		\$31,226		\$31,226	
General Fund Exempt	\$0		\$0		\$0		\$0		\$0	
Cash Funds	\$11,267		\$16,151		\$19,412		\$19,412		\$19,412	
Cash Funds Exempt / Reappropriated Funds	\$0		\$0		\$0		\$0		\$0	
Federal Funds	\$0		\$0		\$0		\$0		\$0	

Year-End Transfers

Total Funds	\$0		\$0		N/A		N/A		N/A	
General Fund	\$0		\$0		N/A		N/A		N/A	
General Fund Exempt	\$0		\$0		N/A		N/A		N/A	
Cash Funds	\$0		\$0		N/A		N/A		N/A	
Cash Funds Exempt / Reappropriated Funds	\$0		\$0		N/A		N/A		N/A	
Federal Funds	\$0		\$0		N/A		N/A		N/A	

POTS Expenditures / Allocation

Total Funds	\$0		\$0		N/A		\$0		N/A	
General Fund	\$0		\$0		N/A		\$0		N/A	
General Fund Exempt	\$0		\$0		N/A		\$0		N/A	
Cash Funds	\$0		\$0		N/A		\$0		N/A	
Cash Funds Exempt / Reappropriated Funds	\$0		\$0		N/A		\$0		N/A	
Federal Funds	\$0		\$0		N/A		\$0		N/A	

Colorado Department of Treasury
 FY 2012-13 Budget Cycle
 Schedule 3

(1) ADMINISTRATION; S.B. 04-257 Amortization Equalization Disbursement

	FY 2009-10		FY 2010-11		FY 2011-12		FY 2011-12		FY 2012-13	
	Actuals	FTE	Actuals	FTE	Appropriated	FTE	Estimate	FTE	Request	FTE
Roll-Forward										
Total Funds	\$0		\$0		N/A		N/A		N/A	
General Fund	\$0		\$0		N/A		N/A		N/A	
General Fund Exempt	\$0		\$0		N/A		N/A		N/A	
Cash Funds	\$0		\$0		N/A		N/A		N/A	
Cash Funds Exempt / Reappropriated Funds	\$0		\$0		N/A		N/A		N/A	
Federal Funds	\$0		\$0		N/A		N/A		N/A	
1331 Supplemental #1 (Short Title)										
Total Funds	N/A	N/A	N/A	N/A	N/A	N/A	\$0	0.0	N/A	N/A
General Fund	N/A		N/A		N/A		\$0		N/A	
General Fund Exempt	N/A		N/A		N/A		\$0		N/A	
Cash Funds	N/A		N/A		N/A		\$0		N/A	
Cash Funds Exempt / Reappropriated Funds	N/A		N/A		N/A		\$0		N/A	
Federal Funds	N/A		N/A		N/A		\$0		N/A	
Request Year Base and Other Adjustments (see Reconciliation for details)										
Total Funds	N/A	N/A	N/A	N/A	N/A	N/A	N/A	N/A	\$8,958	0.0
General Fund	N/A		N/A		N/A		N/A		\$5,898	
General Fund Exempt	N/A		N/A		N/A		N/A		\$0	
Cash Funds	N/A		N/A		N/A		N/A		\$3,060	
Cash Funds Exempt / Reappropriated Funds	N/A		N/A		N/A		N/A		\$0	
Federal Funds	N/A		N/A		N/A		N/A		\$0	
Total Spending Authority / Request										
Total Funds	\$34,753	0.0	\$43,939	0.0	\$50,638	0.0	\$50,638	0.0	\$59,596	0.0
General Fund	\$23,486		\$27,788		\$31,226		\$31,226		\$37,124	
General Fund Exempt	\$0		\$0		\$0		\$0		\$0	
Cash Funds	\$11,267		\$16,151		\$19,412		\$19,412		\$22,472	
Cash Funds Exempt / Reappropriated Funds	\$0		\$0		\$0		\$0		\$0	
Federal Funds	\$0		\$0		\$0		\$0		\$0	

Colorado Department of Treasury
 FY 2012-13 Budget Cycle
 Schedule 3

(1) ADMINISTRATION; S.B. 04-257 Amortization Equalization Disbursement

	FY 2009-10		FY 2010-11		FY 2011-12		FY 2011-12		FY 2012-13	
	Actuals	FTE	Actuals	FTE	Appropriated	FTE	Estimate	FTE	Request	FTE
Expenditures										
Total Funds	\$31,855	0.0	\$37,711	0.0	N/A	N/A	N/A	N/A	N/A	N/A
General Fund	\$20,588		\$21,560		N/A		N/A		N/A	
General Fund Exempt	\$0		\$0		N/A		N/A		N/A	
Cash Funds	\$11,267		\$16,151		N/A		N/A		N/A	
Cash Funds Exempt / Reappropriated Funds	\$0		\$0		N/A		N/A		N/A	
Federal Funds	\$0		\$0		N/A		N/A		N/A	
Under/(Over) Expenditures										
Total Funds	\$2,898	0.0	\$6,228	0.0	N/A	N/A	N/A	N/A	N/A	N/A
General Fund	\$2,898		\$6,228		N/A		N/A		N/A	
General Fund Exempt	\$0		\$0		N/A		N/A		N/A	
Cash Funds	\$0		\$0		N/A		N/A		N/A	
Cash Funds Exempt / Reappropriated Funds	\$0		\$0		N/A		N/A		N/A	
Federal Funds	\$0		\$0		N/A		N/A		N/A	

Colorado Department of Treasury
 FY 2012-13 Budget Cycle
 Schedule 3

(1) ADMINISTRATION; S.B. 06-235 Supplemental Amortization Equalization Disbursement

	FY 2009-10		FY 2010-11		FY 2011-12		FY 2011-12		FY 2012-13	
	Actuals	FTE	Actuals	FTE	Appropriated	FTE	Estimate	FTE	Request	FTE
SB 09-259, HB 10-1376, SB 11-209 (Long Bill)										
Total Funds	\$22,280	0.0	\$32,049	0.0	\$40,524	0.0	\$40,524	0.0	\$40,524	0.0
General Fund	\$14,586		\$20,261		\$24,925		\$24,925		\$24,925	
General Fund Exempt	\$0		\$0		\$0		\$0		\$0	
Cash Funds	\$7,694		\$11,788		\$15,599		\$15,599		\$15,599	
Cash Funds Exempt / Reappropriated Funds	\$0		\$0		\$0		\$0		\$0	
Federal Funds	\$0		\$0		\$0		\$0		\$0	

HB 10-1317 (Agency Supplemental Bill)

Total Funds	(\$582)	0.0	\$0	0.0	N/A	N/A	N/A	N/A	N/A	N/A
General Fund	(\$393)		\$0		N/A		N/A		N/A	
General Fund Exempt	\$0		\$0		N/A		N/A		N/A	
Cash Funds	(\$189)		\$0		N/A		N/A		N/A	
Cash Funds Exempt / Reappropriated Funds	\$0		\$0		\$0		\$0		N/A	
Federal Funds	\$0		\$0		N/A		N/A		N/A	

(Long Bill Add-ons)

Total Funds	\$0	0.0	\$0	0.0	N/A	N/A	N/A	N/A	N/A	N/A
General Fund	\$0		\$0		N/A		N/A		N/A	
General Fund Exempt	\$0		\$0		N/A		N/A		N/A	
Cash Funds	\$0		\$0		N/A		N/A		N/A	
Cash Funds Exempt / Reappropriated Funds	\$0		\$0		\$0		\$0		N/A	
Federal Funds	\$0		\$0		N/A		N/A		N/A	

(Special Bill Short Title)

Total Funds	\$0	0.0	\$0	0.0	\$0	0.0	\$0	0.0	N/A	N/A
General Fund	\$0		\$0		\$0		\$0		N/A	
General Fund Exempt	\$0		\$0		\$0		\$0		N/A	
Cash Funds	\$0		\$0		\$0		\$0		N/A	
Cash Funds Exempt / Reappropriated Funds	\$0		\$0		\$0		\$0		N/A	
Federal Funds	\$0		\$0		\$0		\$0		N/A	

Colorado Department of Treasury
 FY 2012-13 Budget Cycle
 Schedule 3

(1) ADMINISTRATION; S.B. 06-235 Supplemental Amortization Equalization Disbursement

	FY 2009-10		FY 2010-11		FY 2011-12		FY 2011-12		FY 2012-13	
	Actuals	FTE	Actuals	FTE	Appropriated	FTE	Estimate	FTE	Request	FTE
(Special Bill Short Title)										
Total Funds	\$0	0.0	\$0	0.0	\$0	0.0	\$0	0.0		N/A
General Fund	\$0		\$0		\$0		\$0			N/A
General Fund Exempt	\$0		\$0		\$0		\$0			N/A
Cash Funds	\$0		\$0		\$0		\$0			N/A
Cash Funds Exempt / Reappropriated Funds	\$0		\$0		\$0		\$0			N/A
Federal Funds	\$0		\$0		\$0		\$0			N/A

Total Appropriation

Total Funds	\$21,698	0.0	\$32,049	0.0	\$40,524	0.0	\$40,524	0.0	\$40,524	0.0
General Fund	\$14,193		\$20,261		\$24,925		\$24,925		\$24,925	
General Fund Exempt	\$0		\$0		\$0		\$0		\$0	
Cash Funds	\$7,505		\$11,788		\$15,599		\$15,599		\$15,599	
Cash Funds Exempt / Reappropriated Funds	\$0		\$0		\$0		\$0		\$0	
Federal Funds	\$0		\$0		\$0		\$0		\$0	

Year-End Transfers

Total Funds	\$0		\$0		N/A		N/A		N/A	
General Fund	\$0		\$0		N/A		N/A		N/A	
General Fund Exempt	\$0		\$0		N/A		N/A		N/A	
Cash Funds	\$0		\$0		N/A		N/A		N/A	
Cash Funds Exempt / Reappropriated Funds	\$0		\$0		N/A		N/A		N/A	
Federal Funds	\$0		\$0		N/A		N/A		N/A	

POTS Expenditures / Allocation

Total Funds	\$0		\$0		N/A		\$0		N/A	
General Fund	\$0		\$0		N/A		\$0		N/A	
General Fund Exempt	\$0		\$0		N/A		\$0		N/A	
Cash Funds	\$0		\$0		N/A		\$0		N/A	
Cash Funds Exempt / Reappropriated Funds	\$0		\$0		N/A		\$0		N/A	
Federal Funds	\$0		\$0		N/A		\$0		N/A	

Colorado Department of Treasury
 FY 2012-13 Budget Cycle
 Schedule 3

(1) ADMINISTRATION; S.B. 06-235 Supplemental Amortization Equalization Disbursement

	FY 2009-10		FY 2010-11		FY 2011-12		FY 2011-12		FY 2012-13	
	Actuals	FTE	Actuals	FTE	Appropriated	FTE	Estimate	FTE	Request	FTE
Roll-Forward										
Total Funds	\$0		\$0		N/A		N/A		N/A	
General Fund	\$0		\$0		N/A		N/A		N/A	
General Fund Exempt	\$0		\$0		N/A		N/A		N/A	
Cash Funds	\$0		\$0		N/A		N/A		N/A	
Cash Funds Exempt / Reappropriated Funds	\$0		\$0		N/A		N/A		N/A	
Federal Funds	\$0		\$0		N/A		N/A		N/A	
1331 Supplemental #1 (Short Title)										
Total Funds	N/A	N/A	N/A	N/A	N/A	N/A	\$0	0.0	N/A	N/A
General Fund	N/A		N/A		N/A		\$0		N/A	
General Fund Exempt	N/A		N/A		N/A		\$0		N/A	
Cash Funds	N/A		N/A		N/A		\$0		N/A	
Cash Funds Exempt / Reappropriated Funds	N/A		N/A		N/A		\$0		N/A	
Federal Funds	N/A		N/A		N/A		\$0		N/A	
Request Year Base and Other Adjustments (see Reconciliation for details)										
Total Funds	N/A	N/A	N/A	N/A	N/A	N/A	N/A	N/A	\$10,691	0.0
General Fund	N/A		N/A		N/A		N/A		\$6,978	
General Fund Exempt	N/A		N/A		N/A		N/A		\$0	
Cash Funds	N/A		N/A		N/A		N/A		\$3,713	
Cash Funds Exempt / Reappropriated Funds	N/A		N/A		N/A		N/A		\$0	
Federal Funds	N/A		N/A		N/A		N/A		\$0	
Total Spending Authority / Request										
Total Funds	\$21,698	0.0	\$32,049	0.0	\$40,524	0.0	\$40,524	0.0	\$51,215	0.0
General Fund	\$14,193		\$20,261		\$24,925		\$24,925		\$31,903	
General Fund Exempt	\$0		\$0		\$0		\$0		\$0	
Cash Funds	\$7,505		\$11,788		\$15,599		\$15,599		\$19,312	
Cash Funds Exempt / Reappropriated Funds	\$0		\$0		\$0		\$0		\$0	
Federal Funds	\$0		\$0		\$0		\$0		\$0	

Colorado Department of Treasury
 FY 2012-13 Budget Cycle
 Schedule 3

(1) ADMINISTRATION; S.B. 06-235 Supplemental Amortization Equalization Disbursement

	FY 2009-10		FY 2010-11		FY 2011-12		FY 2011-12		FY 2012-13	
	Actuals	FTE	Actuals	FTE	Appropriated	FTE	Estimate	FTE	Request	FTE
Expenditures										
Total Funds	\$19,137	0.0	\$27,402	0.0	N/A	N/A	N/A	N/A	N/A	N/A
General Fund	\$11,632		\$15,614		N/A		N/A		N/A	
General Fund Exempt	\$0		\$0		N/A		N/A		N/A	
Cash Funds	\$7,505		\$11,788		N/A		N/A		N/A	
Cash Funds Exempt / Reappropriated Funds	\$0		\$0		N/A		N/A		N/A	
Federal Funds	\$0		\$0		N/A		N/A		N/A	
Under/(Over) Expenditures										
Total Funds	\$2,561	0.0	\$4,647	0.0	N/A	N/A	N/A	N/A	N/A	N/A
General Fund	\$2,561		\$4,647		N/A		N/A		N/A	
General Fund Exempt	\$0		\$0		N/A		N/A		N/A	
Cash Funds	\$0		\$0		N/A		N/A		N/A	
Cash Funds Exempt / Reappropriated Funds	\$0		\$0		N/A		N/A		N/A	
Federal Funds	\$0		\$0		N/A		N/A		N/A	

Colorado Department of Treasury
 FY 2012-13 Budget Cycle
 Schedule 3

(1) ADMINISTRATION; Salary Survey and Senior Executive Service

	FY 2009-10		FY 2010-11		FY 2011-12		FY 2011-12		FY 2012-13	
	Actuals	FTE	Actuals	FTE	Appropriated	FTE	Estimate	FTE	Request	FTE
SB 09-259, HB 10-1376, SB 11-209 (Long Bill)										
Total Funds	\$0	0.0	\$0	0.0	\$0	0.0	\$0	0.0	\$0	0.0
General Fund	\$0		\$0		\$0		\$0		\$0	
General Fund Exempt	\$0		\$0		\$0		\$0		\$0	
Cash Funds	\$0		\$0		\$0		\$0		\$0	
Cash Funds Exempt / Reappropriated Funds	\$0		\$0		\$0		\$0		\$0	
Federal Funds	\$0		\$0		\$0		\$0		\$0	
____ (Agency Supplemental Bill)										
Total Funds	\$0	0.0	\$0	0.0	N/A	N/A	N/A	N/A	N/A	N/A
General Fund	\$0		\$0		N/A		N/A		N/A	
General Fund Exempt	\$0		\$0		N/A		N/A		N/A	
Cash Funds	\$0		\$0		N/A		N/A		N/A	
Cash Funds Exempt / Reappropriated Funds	\$0		\$0		\$0		\$0		N/A	
Federal Funds	\$0		\$0		N/A		N/A		N/A	
____ (Long Bill Add-ons)										
Total Funds	\$0	0.0	\$0	0.0	N/A	N/A	N/A	N/A	N/A	N/A
General Fund	\$0		\$0		N/A		N/A		N/A	
General Fund Exempt	\$0		\$0		N/A		N/A		N/A	
Cash Funds	\$0		\$0		N/A		N/A		N/A	
Cash Funds Exempt / Reappropriated Funds	\$0		\$0		\$0		\$0		N/A	
Federal Funds	\$0		\$0		N/A		N/A		N/A	
____ (Special Bill Short Title)										
Total Funds	\$0	0.0	\$0	0.0	\$0	0.0	\$0	0.0	N/A	N/A
General Fund	\$0		\$0		\$0		\$0		N/A	
General Fund Exempt	\$0		\$0		\$0		\$0		N/A	
Cash Funds	\$0		\$0		\$0		\$0		N/A	
Cash Funds Exempt / Reappropriated Funds	\$0		\$0		\$0		\$0		N/A	
Federal Funds	\$0		\$0		\$0		\$0		N/A	

Colorado Department of Treasury
 FY 2012-13 Budget Cycle
 Schedule 3

(1) ADMINISTRATION; Salary Survey and Senior Executive Service

(Special Bill Short Title)	FY 2009-10		FY 2010-11		FY 2011-12		FY 2011-12		FY 2012-13		
	Actuals	FTE	Actuals	FTE	Appropriated	FTE	Estimate	FTE	Request	FTE	
Total Funds	\$0	0.0	\$0	0.0	\$0	0.0	\$0	0.0		N/A	N/A
General Fund	\$0		\$0		\$0		\$0			N/A	
General Fund Exempt	\$0		\$0		\$0		\$0			N/A	
Cash Funds	\$0		\$0		\$0		\$0			N/A	
Cash Funds Exempt / Reappropriated Funds	\$0		\$0		\$0		\$0			N/A	
Federal Funds	\$0		\$0		\$0		\$0			N/A	

Total Appropriation

Total Funds	\$0	0.0	\$0	0.0	\$0	0.0	\$0	0.0	\$0	0.0
General Fund	\$0		\$0		\$0		\$0		\$0	
General Fund Exempt	\$0		\$0		\$0		\$0		\$0	
Cash Funds	\$0		\$0		\$0		\$0		\$0	
Cash Funds Exempt / Reappropriated Funds	\$0		\$0		\$0		\$0		\$0	
Federal Funds	\$0		\$0		\$0		\$0		\$0	

Year-End Transfers

Total Funds	\$0		\$0		N/A		N/A		N/A	
General Fund	\$0		\$0		N/A		N/A		N/A	
General Fund Exempt	\$0		\$0		N/A		N/A		N/A	
Cash Funds	\$0		\$0		N/A		N/A		N/A	
Cash Funds Exempt / Reappropriated Funds	\$0		\$0		N/A		N/A		N/A	
Federal Funds	\$0		\$0		N/A		N/A		N/A	

POTS Expenditures / Allocation

Total Funds	\$0		\$0		N/A		\$0		N/A	
General Fund	\$0		\$0		N/A		\$0		N/A	
General Fund Exempt	\$0		\$0		N/A		\$0		N/A	
Cash Funds	\$0		\$0		N/A		\$0		N/A	
Cash Funds Exempt / Reappropriated Funds	\$0		\$0		N/A		\$0		N/A	
Federal Funds	\$0		\$0		N/A		\$0		N/A	

Colorado Department of Treasury
 FY 2012-13 Budget Cycle
 Schedule 3

(1) ADMINISTRATION; Salary Survey and Senior Executive Service

	FY 2009-10		FY 2010-11		FY 2011-12		FY 2011-12		FY 2012-13	
	Actuals	FTE	Actuals	FTE	Appropriated	FTE	Estimate	FTE	Request	FTE

Roll-Forward

Total Funds	\$0		\$0		N/A		N/A		N/A	
General Fund	\$0		\$0		N/A		N/A		N/A	
General Fund Exempt	\$0		\$0		N/A		N/A		N/A	
Cash Funds	\$0		\$0		N/A		N/A		N/A	
Cash Funds Exempt / Reappropriated Funds	\$0		\$0		N/A		N/A		N/A	
Federal Funds	\$0		\$0		N/A		N/A		N/A	

1331 Supplemental #1 (Short Title)

Total Funds	N/A	N/A	N/A	N/A	N/A	N/A	\$0	0.0	N/A	N/A
General Fund	N/A		N/A		N/A		\$0		N/A	
General Fund Exempt	N/A		N/A		N/A		\$0		N/A	
Cash Funds	N/A		N/A		N/A		\$0		N/A	
Cash Funds Exempt / Reappropriated Funds	N/A		N/A		N/A		\$0		N/A	
Federal Funds	N/A		N/A		N/A		\$0		N/A	

Request Year Base and Other Adjustments (see Reconciliation for details)

Total Funds	N/A	N/A	N/A	N/A	N/A	N/A	N/A	N/A	\$0	0.0
General Fund	N/A		N/A		N/A		N/A		\$0	
General Fund Exempt	N/A		N/A		N/A		N/A		\$0	
Cash Funds	N/A		N/A		N/A		N/A		\$0	
Cash Funds Exempt / Reappropriated Funds	N/A		N/A		N/A		N/A		\$0	
Federal Funds	N/A		N/A		N/A		N/A		\$0	

Total Spending Authority / Request

Total Funds	\$0	0.0	\$0	0.0	\$0	0.0	\$0	0.0	\$0	0.0
General Fund	\$0		\$0		\$0		\$0		\$0	
General Fund Exempt	\$0		\$0		\$0		\$0		\$0	
Cash Funds	\$0		\$0		\$0		\$0		\$0	
Cash Funds Exempt / Reappropriated Funds	\$0		\$0		\$0		\$0		\$0	
Federal Funds	\$0		\$0		\$0		\$0		\$0	

Colorado Department of Treasury
 FY 2012-13 Budget Cycle
 Schedule 3

(1) ADMINISTRATION; Salary Survey and Senior Executive Service

	FY 2009-10		FY 2010-11		FY 2011-12		FY 2011-12		FY 2012-13	
	Actuals	FTE	Actuals	FTE	Appropriated	FTE	Estimate	FTE	Request	FTE
Expenditures										
Total Funds	\$0	0.0	\$0	0.0	N/A	N/A	N/A	N/A	N/A	N/A
General Fund	\$0		\$0		N/A		N/A		N/A	
General Fund Exempt	\$0		\$0		N/A		N/A		N/A	
Cash Funds	\$0		\$0		N/A		N/A		N/A	
Cash Funds Exempt / Reappropriated Funds	\$0		\$0		N/A		N/A		N/A	
Federal Funds	\$0		\$0		N/A		N/A		N/A	
Under/(Over) Expenditures										
Total Funds	\$0	0.0	\$0	0.0	N/A	N/A	N/A	N/A	N/A	N/A
General Fund	\$0		\$0		N/A		N/A		N/A	
General Fund Exempt	\$0		\$0		N/A		N/A		N/A	
Cash Funds	\$0		\$0		N/A		N/A		N/A	
Cash Funds Exempt / Reappropriated Funds	\$0		\$0		N/A		N/A		N/A	
Federal Funds	\$0		\$0		N/A		N/A		N/A	

Colorado Department of Treasury
 FY 2012-13 Budget Cycle
 Schedule 3

(1) ADMINISTRATION; Performance-based Pay Awards

	FY 2009-10		FY 2010-11		FY 2011-12		FY 2011-12		FY 2012-13	
	Actuals	FTE	Actuals	FTE	Appropriated	FTE	Estimate	FTE	Request	FTE
SB 09-259, HB 10-1376, SB 11-209 (Long Bill)										
Total Funds	\$0	0.0	\$0	0.0	\$0	0.0	\$0	0.0	\$0	0.0
General Fund	\$0		\$0		\$0		\$0		\$0	
General Fund Exempt	\$0		\$0		\$0		\$0		\$0	
Cash Funds	\$0		\$0		\$0		\$0		\$0	
Cash Funds Exempt / Reappropriated Funds	\$0		\$0		\$0		\$0		\$0	
Federal Funds	\$0		\$0		\$0		\$0		\$0	
____ (Agency Supplemental Bill)										
Total Funds	\$0	0.0	\$0	0.0	N/A	N/A	N/A	N/A	N/A	N/A
General Fund	\$0		\$0		N/A		N/A		N/A	
General Fund Exempt	\$0		\$0		N/A		N/A		N/A	
Cash Funds	\$0		\$0		N/A		N/A		N/A	
Cash Funds Exempt / Reappropriated Funds	\$0		\$0		\$0		\$0		N/A	
Federal Funds	\$0		\$0		N/A		N/A		N/A	
____ (Long Bill Add-ons)										
Total Funds	\$0	0.0	\$0	0.0	N/A	N/A	N/A	N/A	N/A	N/A
General Fund	\$0		\$0		N/A		N/A		N/A	
General Fund Exempt	\$0		\$0		N/A		N/A		N/A	
Cash Funds	\$0		\$0		N/A		N/A		N/A	
Cash Funds Exempt / Reappropriated Funds	\$0		\$0		\$0		\$0		N/A	
Federal Funds	\$0		\$0		N/A		N/A		N/A	
____ (Special Bill Short Title)										
Total Funds	\$0	0.0	\$0	0.0	\$0	0.0	\$0	0.0	N/A	N/A
General Fund	\$0		\$0		\$0		\$0		N/A	
General Fund Exempt	\$0		\$0		\$0		\$0		N/A	
Cash Funds	\$0		\$0		\$0		\$0		N/A	
Cash Funds Exempt / Reappropriated Funds	\$0		\$0		\$0		\$0		N/A	
Federal Funds	\$0		\$0		\$0		\$0		N/A	

Colorado Department of Treasury
 FY 2012-13 Budget Cycle
 Schedule 3

(1) ADMINISTRATION; Performance-based Pay Awards

(Special Bill Short Title)	FY 2009-10		FY 2010-11		FY 2011-12		FY 2011-12		FY 2012-13	
	Actuals	FTE	Actuals	FTE	Appropriated	FTE	Estimate	FTE	Request	FTE
Total Funds	\$0	0.0	\$0	0.0	\$0	0.0	\$0	0.0	N/A	N/A
General Fund	\$0		\$0		\$0		\$0		N/A	
General Fund Exempt	\$0		\$0		\$0		\$0		N/A	
Cash Funds	\$0		\$0		\$0		\$0		N/A	
Cash Funds Exempt / Reappropriated Funds	\$0		\$0		\$0		\$0		N/A	
Federal Funds	\$0		\$0		\$0		\$0		N/A	

Total Appropriation

Total Funds	\$0	0.0	\$0	0.0	\$0	0.0	\$0	0.0	\$0	0.0
General Fund	\$0		\$0		\$0		\$0		\$0	
General Fund Exempt	\$0		\$0		\$0		\$0		\$0	
Cash Funds	\$0		\$0		\$0		\$0		\$0	
Cash Funds Exempt / Reappropriated Funds	\$0		\$0		\$0		\$0		\$0	
Federal Funds	\$0		\$0		\$0		\$0		\$0	

Year-End Transfers

Total Funds	\$0		\$0		N/A		N/A		N/A	
General Fund	\$0		\$0		N/A		N/A		N/A	
General Fund Exempt	\$0		\$0		N/A		N/A		N/A	
Cash Funds	\$0		\$0		N/A		N/A		N/A	
Cash Funds Exempt / Reappropriated Funds	\$0		\$0		N/A		N/A		N/A	
Federal Funds	\$0		\$0		N/A		N/A		N/A	

POTS Expenditures / Allocation

Total Funds	\$0		\$0		N/A		\$0		N/A	
General Fund	\$0		\$0		N/A		\$0		N/A	
General Fund Exempt	\$0		\$0		N/A		\$0		N/A	
Cash Funds	\$0		\$0		N/A		\$0		N/A	
Cash Funds Exempt / Reappropriated Funds	\$0		\$0		N/A		\$0		N/A	
Federal Funds	\$0		\$0		N/A		\$0		N/A	

Colorado Department of Treasury
 FY 2012-13 Budget Cycle
 Schedule 3

(1) ADMINISTRATION; Performance-based Pay Awards

	FY 2009-10		FY 2010-11		FY 2011-12		FY 2011-12		FY 2012-13	
	Actuals	FTE	Actuals	FTE	Appropriated	FTE	Estimate	FTE	Request	FTE

Roll-Forward

Total Funds	\$0		\$0		N/A		N/A		N/A	
General Fund	\$0		\$0		N/A		N/A		N/A	
General Fund Exempt	\$0		\$0		N/A		N/A		N/A	
Cash Funds	\$0		\$0		N/A		N/A		N/A	
Cash Funds Exempt / Reappropriated Funds	\$0		\$0		N/A		N/A		N/A	
Federal Funds	\$0		\$0		N/A		N/A		N/A	

1331 Supplemental #1 (Short Title)

Total Funds	N/A	N/A	N/A	N/A	N/A	N/A	\$0	0.0	N/A	N/A
General Fund	N/A		N/A		N/A		\$0		N/A	
General Fund Exempt	N/A		N/A		N/A		\$0		N/A	
Cash Funds	N/A		N/A		N/A		\$0		N/A	
Cash Funds Exempt / Reappropriated Funds	N/A		N/A		N/A		\$0		N/A	
Federal Funds	N/A		N/A		N/A		\$0		N/A	

Request Year Base and Other Adjustments (see Reconciliation for details)

Total Funds	N/A	N/A	N/A	N/A	N/A	N/A	N/A	N/A	\$0	0.0
General Fund	N/A		N/A		N/A		N/A		\$0	
General Fund Exempt	N/A		N/A		N/A		N/A		\$0	
Cash Funds	N/A		N/A		N/A		N/A		\$0	
Cash Funds Exempt / Reappropriated Funds	N/A		N/A		N/A		N/A		\$0	
Federal Funds	N/A		N/A		N/A		N/A		\$0	

Total Spending Authority / Request

Total Funds	\$0	0.0	\$0	0.0	\$0	0.0	\$0	0.0	\$0	0.0
General Fund	\$0		\$0		\$0		\$0		\$0	
General Fund Exempt	\$0		\$0		\$0		\$0		\$0	
Cash Funds	\$0		\$0		\$0		\$0		\$0	
Cash Funds Exempt / Reappropriated Funds	\$0		\$0		\$0		\$0		\$0	
Federal Funds	\$0		\$0		\$0		\$0		\$0	

Colorado Department of Treasury
 FY 2012-13 Budget Cycle
 Schedule 3

(1) ADMINISTRATION; Performance-based Pay Awards

	FY 2009-10		FY 2010-11		FY 2011-12		FY 2011-12		FY 2012-13	
	Actuals	FTE	Actuals	FTE	Appropriated	FTE	Estimate	FTE	Request	FTE
Expenditures										
Total Funds	\$0	0.0	\$0	0.0	N/A	N/A	N/A	N/A	N/A	N/A
General Fund	\$0		\$0		N/A		N/A		N/A	
General Fund Exempt	\$0		\$0		N/A		N/A		N/A	
Cash Funds	\$0		\$0		N/A		N/A		N/A	
Cash Funds Exempt / Reappropriated Funds	\$0		\$0		N/A		N/A		N/A	
Federal Funds	\$0		\$0		N/A		N/A		N/A	
Under/(Over) Expenditures										
Total Funds	\$0	0.0	\$0	0.0	N/A	N/A	N/A	N/A	N/A	N/A
General Fund	\$0		\$0		N/A		N/A		N/A	
General Fund Exempt	\$0		\$0		N/A		N/A		N/A	
Cash Funds	\$0		\$0		N/A		N/A		N/A	
Cash Funds Exempt / Reappropriated Funds	\$0		\$0		N/A		N/A		N/A	
Federal Funds	\$0		\$0		N/A		N/A		N/A	

Colorado Department of Treasury
 FY 2012-13 Budget Cycle
 Schedule 3

(1) ADMINISTRATION; Workers' Compensation and Payment to Risk Management and Property Funds

	FY 2009-10		FY 2010-11		FY 2011-12		FY 2011-12		FY 2012-13	
	Actuals	FTE	Actuals	FTE	Appropriated	FTE	Estimate	FTE	Request	FTE
SB 09-259, HB 10-1376, SB 11-209 (Long Bill)										
Total Funds	\$2,344	0.0	\$1,452	0.0	\$1,769	0.0	\$1,769	0.0	\$1,769	0.0
General Fund	\$2,344		\$1,452		\$1,769		\$1,769		\$1,769	
General Fund Exempt	\$0		\$0		\$0		\$0		\$0	
Cash Funds	\$0		\$0		\$0		\$0		\$0	
Cash Funds Exempt / Reappropriated Funds	\$0		\$0		\$0		\$0		\$0	
Federal Funds	\$0		\$0		\$0		\$0		\$0	

HB 10-1317 (Agency Supplemental Bill)

Total Funds	(\$136)	0.0	\$0	0.0	N/A	N/A	N/A	N/A	N/A	N/A
General Fund	(\$136)		\$0		N/A		N/A		N/A	
General Fund Exempt	\$0		\$0		N/A		N/A		N/A	
Cash Funds	\$0		\$0		N/A		N/A		N/A	
Cash Funds Exempt / Reappropriated Funds	\$0		\$0		\$0		\$0		N/A	
Federal Funds	\$0		\$0		N/A		N/A		N/A	

(Long Bill Add-ons)

Total Funds	\$0	0.0	\$0	0.0	N/A	N/A	N/A	N/A	N/A	N/A
General Fund	\$0		\$0		N/A		N/A		N/A	
General Fund Exempt	\$0		\$0		N/A		N/A		N/A	
Cash Funds	\$0		\$0		N/A		N/A		N/A	
Cash Funds Exempt / Reappropriated Funds	\$0		\$0		\$0		\$0		N/A	
Federal Funds	\$0		\$0		N/A		N/A		N/A	

(Special Bill Short Title)

Total Funds	\$0	0.0	\$0	0.0	\$0	0.0	\$0	0.0	N/A	N/A
General Fund	\$0		\$0		\$0		\$0		N/A	
General Fund Exempt	\$0		\$0		\$0		\$0		N/A	
Cash Funds	\$0		\$0		\$0		\$0		N/A	
Cash Funds Exempt / Reappropriated Funds	\$0		\$0		\$0		\$0		N/A	
Federal Funds	\$0		\$0		\$0		\$0		N/A	

Colorado Department of Treasury
 FY 2012-13 Budget Cycle
 Schedule 3

(1) ADMINISTRATION; Workers' Compensation and Payment to Risk Management and Property Funds

	FY 2009-10		FY 2010-11		FY 2011-12		FY 2011-12		FY 2012-13	
	Actuals	FTE	Actuals	FTE	Appropriated	FTE	Estimate	FTE	Request	FTE
(Special Bill Short Title)										
Total Funds	\$0	0.0	\$0	0.0	\$0	0.0	\$0	0.0		N/A
General Fund	\$0		\$0		\$0		\$0			N/A
General Fund Exempt	\$0		\$0		\$0		\$0			N/A
Cash Funds	\$0		\$0		\$0		\$0			N/A
Cash Funds Exempt / Reappropriated Funds	\$0		\$0		\$0		\$0			N/A
Federal Funds	\$0		\$0		\$0		\$0			N/A

Total Appropriation

Total Funds	\$2,208	0.0	\$1,452	0.0	\$1,769	0.0	\$1,769	0.0	\$1,769	0.0
General Fund	\$2,208		\$1,452		\$1,769		\$1,769		\$1,769	
General Fund Exempt	\$0		\$0		\$0		\$0		\$0	
Cash Funds	\$0		\$0		\$0		\$0		\$0	
Cash Funds Exempt / Reappropriated Funds	\$0		\$0		\$0		\$0		\$0	
Federal Funds	\$0		\$0		\$0		\$0		\$0	

Year-End Transfers

Total Funds	\$0		\$0		N/A		N/A		N/A	
General Fund	\$0		\$0		N/A		N/A		N/A	
General Fund Exempt	\$0		\$0		N/A		N/A		N/A	
Cash Funds	\$0		\$0		N/A		N/A		N/A	
Cash Funds Exempt / Reappropriated Funds	\$0		\$0		N/A		N/A		N/A	
Federal Funds	\$0		\$0		N/A		N/A		N/A	

POTS Expenditures / Allocation

Total Funds	\$0		\$0		N/A		\$0		N/A	
General Fund	\$0		\$0		N/A		\$0		N/A	
General Fund Exempt	\$0		\$0		N/A		\$0		N/A	
Cash Funds	\$0		\$0		N/A		\$0		N/A	
Cash Funds Exempt / Reappropriated Funds	\$0		\$0		N/A		\$0		N/A	
Federal Funds	\$0		\$0		N/A		\$0		N/A	

Colorado Department of Treasury
FY 2012-13 Budget Cycle
Schedule 3

(1) ADMINISTRATION; Workers' Compensation and Payment to Risk Management and Property Funds

	FY 2009-10		FY 2010-11		FY 2011-12		FY 2011-12		FY 2012-13	
	Actuals	FTE	Actuals	FTE	Appropriated	FTE	Estimate	FTE	Request	FTE
Roll-Forward										
Total Funds	\$0		\$0		N/A		N/A		N/A	
General Fund	\$0		\$0		N/A		N/A		N/A	
General Fund Exempt	\$0		\$0		N/A		N/A		N/A	
Cash Funds	\$0		\$0		N/A		N/A		N/A	
Cash Funds Exempt / Reappropriated Funds	\$0		\$0		N/A		N/A		N/A	
Federal Funds	\$0		\$0		N/A		N/A		N/A	
1331 Supplemental #1 (Short Title)										
Total Funds	N/A	N/A	N/A	N/A	N/A	N/A	\$0	0.0	N/A	N/A
General Fund	N/A		N/A		N/A		\$0		N/A	
General Fund Exempt	N/A		N/A		N/A		\$0		N/A	
Cash Funds	N/A		N/A		N/A		\$0		N/A	
Cash Funds Exempt / Reappropriated Funds	N/A		N/A		N/A		\$0		N/A	
Federal Funds	N/A		N/A		N/A		\$0		N/A	
Request Year Base and Other Adjustments (see Reconciliation for details)										
Total Funds	N/A	N/A	N/A	N/A	N/A	N/A	N/A	N/A	\$221	0.0
General Fund	N/A		N/A		N/A		N/A		\$221	
General Fund Exempt	N/A		N/A		N/A		N/A		\$0	
Cash Funds	N/A		N/A		N/A		N/A		\$0	
Cash Funds Exempt / Reappropriated Funds	N/A		N/A		N/A		N/A		\$0	
Federal Funds	N/A		N/A		N/A		N/A		\$0	
Total Spending Authority / Request										
Total Funds	\$2,208	0.0	\$1,452	0.0	\$1,769	0.0	\$1,769	0.0	\$1,990	0.0
General Fund	\$2,208		\$1,452		\$1,769		\$1,769		\$1,990	
General Fund Exempt	\$0		\$0		\$0		\$0		\$0	
Cash Funds	\$0		\$0		\$0		\$0		\$0	
Cash Funds Exempt / Reappropriated Funds	\$0		\$0		\$0		\$0		\$0	
Federal Funds	\$0		\$0		\$0		\$0		\$0	

Colorado Department of Treasury
 FY 2012-13 Budget Cycle
 Schedule 3

(1) ADMINISTRATION; Workers' Compensation and Payment to Risk Management and Property Funds

	FY 2009-10		FY 2010-11		FY 2011-12		FY 2011-12		FY 2012-13	
	Actuals	FTE	Actuals	FTE	Appropriated	FTE	Estimate	FTE	Request	FTE
Expenditures										
Total Funds	\$2,208	0.0	\$1,452	0.0	N/A	N/A	N/A	N/A	N/A	N/A
General Fund	\$2,208		\$1,452		N/A		N/A		N/A	
General Fund Exempt	\$0		\$0		N/A		N/A		N/A	
Cash Funds	\$0		\$0		N/A		N/A		N/A	
Cash Funds Exempt / Reappropriated Funds	\$0		\$0		N/A		N/A		N/A	
Federal Funds	\$0		\$0		N/A		N/A		N/A	
Under/(Over) Expenditures										
Total Funds	\$0	0.0	\$0	0.0	N/A	N/A	N/A	N/A	N/A	N/A
General Fund	\$0		\$0		N/A		N/A		N/A	
General Fund Exempt	\$0		\$0		N/A		N/A		N/A	
Cash Funds	\$0		\$0		N/A		N/A		N/A	
Cash Funds Exempt / Reappropriated Funds	\$0		\$0		N/A		N/A		N/A	
Federal Funds	\$0		\$0		N/A		N/A		N/A	

Colorado Department of Treasury
FY 2012-13 Budget Cycle
Schedule 3

(1) ADMINISTRATION; Operating Expenses

	FY 2009-10		FY 2010-11		FY 2011-12		FY 2011-12		FY 2012-13	
	Actuals	FTE	Actuals	FTE	Appropriated	FTE	Estimate	FTE	Request	FTE
SB 09-259, HB 10-1376, SB 11-209 (Long Bill)										
Total Funds	\$225,985	0.0	\$197,849	0.0	\$198,649	0.0	\$198,649	0.0	\$198,649	0.0
General Fund	\$225,985		\$197,849		\$198,649		\$198,649		\$198,649	
General Fund Exempt	\$0		\$0		\$0		\$0		\$0	
Cash Funds	\$0		\$0		\$0		\$0		\$0	
Cash Funds Exempt / Reappropriated Funds	\$0		\$0		\$0		\$0		\$0	
Federal Funds	\$0		\$0		\$0		\$0		\$0	

HB 10-1317, SB 11-154 (Agency Supplemental Bill)

Total Funds	(\$15,902)	0.0	(\$3,139)	0.0	N/A	N/A	N/A	N/A	N/A	N/A
General Fund	(\$34,067)		(\$3,139)		N/A		N/A		N/A	
General Fund Exempt	\$0		\$0		N/A		N/A		N/A	
Cash Funds	\$18,165		\$0		N/A		N/A		N/A	
Cash Funds Exempt / Reappropriated Funds	\$0		\$0		\$0		\$0		N/A	
Federal Funds	\$0		\$0		N/A		N/A		N/A	

(Long Bill Add-ons)

Total Funds	\$0	0.0	\$0	0.0	N/A	N/A	N/A	N/A	N/A	N/A
General Fund	\$0		\$0		N/A		N/A		N/A	
General Fund Exempt	\$0		\$0		N/A		N/A		N/A	
Cash Funds	\$0		\$0		N/A		N/A		N/A	
Cash Funds Exempt / Reappropriated Funds	\$0		\$0		\$0		\$0		N/A	
Federal Funds	\$0		\$0		N/A		N/A		N/A	

(Special Bill Short Title)

Total Funds	\$0	0.0	\$0	0.0	\$0	0.0	\$0	0.0	N/A	N/A
General Fund	\$0		\$0		\$0		\$0		N/A	
General Fund Exempt	\$0		\$0		\$0		\$0		N/A	
Cash Funds	\$0		\$0		\$0		\$0		N/A	
Cash Funds Exempt / Reappropriated Funds	\$0		\$0		\$0		\$0		N/A	
Federal Funds	\$0		\$0		\$0		\$0		N/A	

Colorado Department of Treasury
 FY 2012-13 Budget Cycle
 Schedule 3

(1) ADMINISTRATION; Operating Expenses

	FY 2009-10		FY 2010-11		FY 2011-12		FY 2011-12		FY 2012-13	
	Actuals	FTE	Actuals	FTE	Appropriated	FTE	Estimate	FTE	Request	FTE
(Special Bill Short Title)										
Total Funds	\$0	0.0	\$0	0.0	\$0	0.0	\$0	0.0	N/A	N/A
General Fund	\$0		\$0		\$0		\$0		N/A	
General Fund Exempt	\$0		\$0		\$0		\$0		N/A	
Cash Funds	\$0		\$0		\$0		\$0		N/A	
Cash Funds Exempt / Reappropriated Funds	\$0		\$0		\$0		\$0		N/A	
Federal Funds	\$0		\$0		\$0		\$0		N/A	

Total Appropriation

Total Funds	\$210,083	0.0	\$194,710	0.0	\$198,649	0.0	\$198,649	0.0	\$198,649	0.0
General Fund	\$191,918		\$194,710		\$198,649		\$198,649		\$198,649	
General Fund Exempt	\$0		\$0		\$0		\$0		\$0	
Cash Funds	\$18,165		\$0		\$0		\$0		\$0	
Cash Funds Exempt / Reappropriated Funds	\$0		\$0		\$0		\$0		\$0	
Federal Funds	\$0		\$0		\$0		\$0		\$0	

Year-End Transfers

Total Funds	\$0		\$0		N/A		N/A		N/A	
General Fund	\$0		\$0		N/A		N/A		N/A	
General Fund Exempt	\$0		\$0		N/A		N/A		N/A	
Cash Funds	\$0		\$0		N/A		N/A		N/A	
Cash Funds Exempt / Reappropriated Funds	\$0		\$0		N/A		N/A		N/A	
Federal Funds	\$0		\$0		N/A		N/A		N/A	

POTS Expenditures / Allocation

Total Funds	\$0		\$0		N/A		\$0		N/A	
General Fund	\$0		\$0		N/A		\$0		N/A	
General Fund Exempt	\$0		\$0		N/A		\$0		N/A	
Cash Funds	\$0		\$0		N/A		\$0		N/A	
Cash Funds Exempt / Reappropriated Funds	\$0		\$0		N/A		\$0		N/A	
Federal Funds	\$0		\$0		N/A		\$0		N/A	

Colorado Department of Treasury
 FY 2012-13 Budget Cycle
 Schedule 3

(1) ADMINISTRATION; Operating Expenses

	FY 2009-10		FY 2010-11		FY 2011-12		FY 2011-12		FY 2012-13	
	Actuals	FTE	Actuals	FTE	Appropriated	FTE	Estimate	FTE	Request	FTE

Roll-Forward

Total Funds	(\$11,956)		\$0		N/A		N/A		N/A	
General Fund	\$0		\$0		N/A		N/A		N/A	
General Fund Exempt	\$0		\$0		N/A		N/A		N/A	
Cash Funds	(\$11,956)		\$0		N/A		N/A		N/A	
Cash Funds Exempt / Reappropriated Funds	\$0		\$0		N/A		N/A		N/A	
Federal Funds	\$0		\$0		N/A		N/A		N/A	

1331 Supplemental #1 (Short Title)

Total Funds	N/A	N/A	N/A	N/A	N/A	N/A	N/A	\$0	0.0	N/A	N/A
General Fund	N/A		N/A		N/A		N/A	\$0		N/A	
General Fund Exempt	N/A		N/A		N/A		N/A	\$0		N/A	
Cash Funds	N/A		N/A		N/A		N/A	\$0		N/A	
Cash Funds Exempt / Reappropriated Funds	N/A		N/A		N/A		N/A	\$0		N/A	
Federal Funds	N/A		N/A		N/A		N/A	\$0		N/A	

Request Year Base and Other Adjustments (see Reconciliation for details)

Total Funds	N/A	N/A	N/A	N/A	N/A	N/A	N/A	N/A	N/A	\$800	0.0
General Fund	N/A		N/A		N/A		N/A		N/A	\$800	
General Fund Exempt	N/A		N/A		N/A		N/A		N/A	\$0	
Cash Funds	N/A		N/A		N/A		N/A		N/A	\$0	
Cash Funds Exempt / Reappropriated Funds	N/A		N/A		N/A		N/A		N/A	\$0	
Federal Funds	N/A		N/A		N/A		N/A		N/A	\$0	

Total Spending Authority / Request

Total Funds	\$198,127	0.0	\$194,710	0.0	\$198,649	0.0	\$198,649	0.0	\$199,449	0.0
General Fund	\$191,918		\$194,710		\$198,649		\$198,649		\$199,449	
General Fund Exempt	\$0		\$0		\$0		\$0		\$0	
Cash Funds	\$6,209		\$0		\$0		\$0		\$0	
Cash Funds Exempt / Reappropriated Funds	\$0		\$0		\$0		\$0		\$0	
Federal Funds	\$0		\$0		\$0		\$0		\$0	

Colorado Department of Treasury
 FY 2012-13 Budget Cycle
 Schedule 3

(1) ADMINISTRATION; Operating Expenses

	FY 2009-10		FY 2010-11		FY 2011-12		FY 2011-12		FY 2012-13	
	Actuals	FTE	Actuals	FTE	Appropriated	FTE	Estimate	FTE	Request	FTE
Expenditures										
Total Funds	\$146,629	0.0	\$148,441	0.0	N/A	N/A	N/A	N/A	N/A	N/A
General Fund	\$140,420		\$148,441		N/A		N/A		N/A	
General Fund Exempt	\$0		\$0		N/A		N/A		N/A	
Cash Funds	\$6,209		\$0		N/A		N/A		N/A	
Cash Funds Exempt / Reappropriated Funds	\$0		\$0		N/A		N/A		N/A	
Federal Funds	\$0		\$0		N/A		N/A		N/A	
Under/(Over) Expenditures										
Total Funds	\$51,498	0.0	\$46,269	0.0	N/A	N/A	N/A	N/A	N/A	N/A
General Fund	\$51,498		\$46,269		N/A		N/A		N/A	
General Fund Exempt	\$0		\$0		N/A		N/A		N/A	
Cash Funds	\$0		\$0		N/A		N/A		N/A	
Cash Funds Exempt / Reappropriated Funds	\$0		\$0		N/A		N/A		N/A	
Federal Funds	\$0		\$0		N/A		N/A		N/A	

Colorado Department of Treasury
 FY 2012-13 Budget Cycle
 Schedule 3

(1) ADMINISTRATION; Information Technology Asset Maintenance

	FY 2009-10		FY 2010-11		FY 2011-12		FY 2011-12		FY 2012-13	
	Actuals	FTE	Actuals	FTE	Appropriated	FTE	Estimate	FTE	Request	FTE
SB 09-259, HB 10-1376, SB 11-209 (Long Bill)										
Total Funds	\$12,568	0.0	\$12,568	0.0	\$12,568	0.0	\$12,568	0.0	\$12,568	0.0
General Fund	\$6,284		\$6,284		\$6,284		\$6,284		\$6,284	
General Fund Exempt	\$0		\$0		\$0		\$0		\$0	
Cash Funds	\$6,284		\$6,284		\$6,284		\$6,284		\$6,284	
Cash Funds Exempt / Reappropriated Funds	\$0		\$0		\$0		\$0		\$0	
Federal Funds	\$0		\$0		\$0		\$0		\$0	

(Agency Supplemental Bill)

Total Funds	\$0	0.0	\$0	0.0	N/A	N/A	N/A	N/A	N/A	N/A
General Fund	\$0		\$0		N/A		N/A		N/A	
General Fund Exempt	\$0		\$0		N/A		N/A		N/A	
Cash Funds	\$0		\$0		N/A		N/A		N/A	
Cash Funds Exempt / Reappropriated Funds	\$0		\$0		\$0		\$0		N/A	
Federal Funds	\$0		\$0		N/A		N/A		N/A	

(Long Bill Add-ons)

Total Funds	\$0	0.0	\$0	0.0	N/A	N/A	N/A	N/A	N/A	N/A
General Fund	\$0		\$0		N/A		N/A		N/A	
General Fund Exempt	\$0		\$0		N/A		N/A		N/A	
Cash Funds	\$0		\$0		N/A		N/A		N/A	
Cash Funds Exempt / Reappropriated Funds	\$0		\$0		\$0		\$0		N/A	
Federal Funds	\$0		\$0		N/A		N/A		N/A	

(Special Bill Short Title)

Total Funds	\$0	0.0	\$0	0.0	\$0	0.0	\$0	0.0	N/A	N/A
General Fund	\$0		\$0		\$0		\$0		N/A	
General Fund Exempt	\$0		\$0		\$0		\$0		N/A	
Cash Funds	\$0		\$0		\$0		\$0		N/A	
Cash Funds Exempt / Reappropriated Funds	\$0		\$0		\$0		\$0		N/A	
Federal Funds	\$0		\$0		\$0		\$0		N/A	

Colorado Department of Treasury
 FY 2012-13 Budget Cycle
 Schedule 3

(1) ADMINISTRATION; Information Technology Asset Maintenance

	FY 2009-10		FY 2010-11		FY 2011-12		FY 2011-12		FY 2012-13	
	Actuals	FTE	Actuals	FTE	Appropriated	FTE	Estimate	FTE	Request	FTE
(Special Bill Short Title)										
Total Funds	\$0	0.0	\$0	0.0	\$0	0.0	\$0	0.0		N/A
General Fund	\$0		\$0		\$0		\$0			N/A
General Fund Exempt	\$0		\$0		\$0		\$0			N/A
Cash Funds	\$0		\$0		\$0		\$0			N/A
Cash Funds Exempt / Reappropriated Funds	\$0		\$0		\$0		\$0			N/A
Federal Funds	\$0		\$0		\$0		\$0			N/A

Total Appropriation

Total Funds	\$12,568	0.0	\$12,568	0.0	\$12,568	0.0	\$12,568	0.0	\$12,568	0.0
General Fund	\$6,284		\$6,284		\$6,284		\$6,284		\$6,284	
General Fund Exempt	\$0		\$0		\$0		\$0		\$0	
Cash Funds	\$6,284		\$6,284		\$6,284		\$6,284		\$6,284	
Cash Funds Exempt / Reappropriated Funds	\$0		\$0		\$0		\$0		\$0	
Federal Funds	\$0		\$0		\$0		\$0		\$0	

Year-End Transfers

Total Funds	\$0		\$0		N/A		N/A		N/A	
General Fund	\$0		\$0		N/A		N/A		N/A	
General Fund Exempt	\$0		\$0		N/A		N/A		N/A	
Cash Funds	\$0		\$0		N/A		N/A		N/A	
Cash Funds Exempt / Reappropriated Funds	\$0		\$0		N/A		N/A		N/A	
Federal Funds	\$0		\$0		N/A		N/A		N/A	

POTS Expenditures / Allocation

Total Funds	\$0		\$0		N/A		\$0		N/A	
General Fund	\$0		\$0		N/A		\$0		N/A	
General Fund Exempt	\$0		\$0		N/A		\$0		N/A	
Cash Funds	\$0		\$0		N/A		\$0		N/A	
Cash Funds Exempt / Reappropriated Funds	\$0		\$0		N/A		\$0		N/A	
Federal Funds	\$0		\$0		N/A		\$0		N/A	

Colorado Department of Treasury
 FY 2012-13 Budget Cycle
 Schedule 3

(1) ADMINISTRATION; Information Technology Asset Maintenance

	FY 2009-10		FY 2010-11		FY 2011-12		FY 2011-12		FY 2012-13	
	Actuals	FTE	Actuals	FTE	Appropriated	FTE	Estimate	FTE	Request	FTE

Roll-Forward

Total Funds	\$0		\$0		N/A		N/A		N/A	
General Fund	\$0		\$0		N/A		N/A		N/A	
General Fund Exempt	\$0		\$0		N/A		N/A		N/A	
Cash Funds	\$0		\$0		N/A		N/A		N/A	
Cash Funds Exempt / Reappropriated Funds	\$0		\$0		N/A		N/A		N/A	
Federal Funds	\$0		\$0		N/A		N/A		N/A	

1331 Supplemental #1 (Short Title)

Total Funds	N/A	N/A	N/A	N/A	N/A	N/A	\$0	0.0	N/A	N/A
General Fund	N/A		N/A		N/A		\$0		N/A	
General Fund Exempt	N/A		N/A		N/A		\$0		N/A	
Cash Funds	N/A		N/A		N/A		\$0		N/A	
Cash Funds Exempt / Reappropriated Funds	N/A		N/A		N/A		\$0		N/A	
Federal Funds	N/A		N/A		N/A		\$0		N/A	

Request Year Base and Other Adjustments (see Reconciliation for details)

Total Funds	N/A	N/A	N/A	N/A	N/A	N/A	N/A	N/A	\$0	0.0
General Fund	N/A		N/A		N/A		N/A		\$0	
General Fund Exempt	N/A		N/A		N/A		N/A		\$0	
Cash Funds	N/A		N/A		N/A		N/A		\$0	
Cash Funds Exempt / Reappropriated Funds	N/A		N/A		N/A		N/A		\$0	
Federal Funds	N/A		N/A		N/A		N/A		\$0	

Total Spending Authority / Request

Total Funds	\$12,568	0.0	\$12,568	0.0	\$12,568	0.0	\$12,568	0.0	\$12,568	0.0
General Fund	\$6,284		\$6,284		\$6,284		\$6,284		\$6,284	
General Fund Exempt	\$0		\$0		\$0		\$0		\$0	
Cash Funds	\$6,284		\$6,284		\$6,284		\$6,284		\$6,284	
Cash Funds Exempt / Reappropriated Funds	\$0		\$0		\$0		\$0		\$0	
Federal Funds	\$0		\$0		\$0		\$0		\$0	

Colorado Department of Treasury
 FY 2012-13 Budget Cycle
 Schedule 3

(1) ADMINISTRATION; Information Technology Asset Maintenance

	FY 2009-10		FY 2010-11		FY 2011-12		FY 2011-12		FY 2012-13	
	Actuals	FTE	Actuals	FTE	Appropriated	FTE	Estimate	FTE	Request	FTE
Expenditures										
Total Funds	\$9,738	0.0	\$8,942	0.0	N/A	N/A	N/A	N/A	N/A	N/A
General Fund	\$3,454		\$2,658		N/A		N/A		N/A	
General Fund Exempt	\$0		\$0		N/A		N/A		N/A	
Cash Funds	\$6,284		\$6,284		N/A		N/A		N/A	
Cash Funds Exempt / Reappropriated Funds	\$0		\$0		N/A		N/A		N/A	
Federal Funds	\$0		\$0		N/A		N/A		N/A	
Under/(Over) Expenditures										
Total Funds	\$2,830	0.0	\$3,626	0.0	N/A	N/A	N/A	N/A	N/A	N/A
General Fund	\$2,830		\$3,626		N/A		N/A		N/A	
General Fund Exempt	\$0		\$0		N/A		N/A		N/A	
Cash Funds	\$0		\$0		N/A		N/A		N/A	
Cash Funds Exempt / Reappropriated Funds	\$0		\$0		N/A		N/A		N/A	
Federal Funds	\$0		\$0		N/A		N/A		N/A	

Colorado Department of Treasury
 FY 2012-13 Budget Cycle
 Schedule 3

(1) ADMINISTRATION; Legal Services for 575 hours

	FY 2009-10		FY 2010-11		FY 2011-12		FY 2011-12		FY 2012-13	
	Actuals	FTE	Actuals	FTE	Appropriated	FTE	Estimate	FTE	Request	FTE
SB 09-259, HB 10-1376, SB 11-209 (Long Bill)										
Total Funds	\$43,344	0.0	\$42,188	0.0	\$43,534	0.0	\$43,534	0.0	\$43,534	0.0
General Fund	\$21,672		\$21,094		\$21,767		\$21,767		\$21,767	
General Fund Exempt	\$0		\$0		\$0		\$0		\$0	
Cash Funds	\$21,672		\$21,094		\$21,767		\$21,767		\$21,767	
Cash Funds Exempt / Reappropriated Funds	\$0		\$0		\$0		\$0		\$0	
Federal Funds	\$0		\$0		\$0		\$0		\$0	

(Agency Supplemental Bill)

Total Funds	\$0	0.0	\$0	0.0	N/A	N/A	N/A	N/A	N/A	N/A
General Fund	\$0		\$0		N/A		N/A		N/A	
General Fund Exempt	\$0		\$0		N/A		N/A		N/A	
Cash Funds	\$0		\$0		N/A		N/A		N/A	
Cash Funds Exempt / Reappropriated Funds	\$0		\$0		\$0		\$0		N/A	
Federal Funds	\$0		\$0		N/A		N/A		N/A	

(Long Bill Add-ons)

Total Funds	\$0	0.0	\$0	0.0	N/A	N/A	N/A	N/A	N/A	N/A
General Fund	\$0		\$0		N/A		N/A		N/A	
General Fund Exempt	\$0		\$0		N/A		N/A		N/A	
Cash Funds	\$0		\$0		N/A		N/A		N/A	
Cash Funds Exempt / Reappropriated Funds	\$0		\$0		\$0		\$0		N/A	
Federal Funds	\$0		\$0		N/A		N/A		N/A	

(Special Bill Short Title)

Total Funds	\$0	0.0	\$0	0.0	\$0	0.0	\$0	0.0	N/A	N/A
General Fund	\$0		\$0		\$0		\$0		N/A	
General Fund Exempt	\$0		\$0		\$0		\$0		N/A	
Cash Funds	\$0		\$0		\$0		\$0		N/A	
Cash Funds Exempt / Reappropriated Funds	\$0		\$0		\$0		\$0		N/A	
Federal Funds	\$0		\$0		\$0		\$0		N/A	

Colorado Department of Treasury
 FY 2012-13 Budget Cycle
 Schedule 3

(1) ADMINISTRATION; Legal Services for 575 hours

	FY 2009-10		FY 2010-11		FY 2011-12		FY 2011-12		FY 2012-13	
	Actuals	FTE	Actuals	FTE	Appropriated	FTE	Estimate	FTE	Request	FTE
(Special Bill Short Title)										
Total Funds	\$0	0.0	\$0	0.0	\$0	0.0	\$0	0.0		N/A
General Fund	\$0		\$0		\$0		\$0			N/A
General Fund Exempt	\$0		\$0		\$0		\$0			N/A
Cash Funds	\$0		\$0		\$0		\$0			N/A
Cash Funds Exempt / Reappropriated Funds	\$0		\$0		\$0		\$0			N/A
Federal Funds	\$0		\$0		\$0		\$0			N/A

Total Appropriation

Total Funds	\$43,344	0.0	\$42,188	0.0	\$43,534	0.0	\$43,534	0.0	\$43,534	0.0
General Fund	\$21,672		\$21,094		\$21,767		\$21,767		\$21,767	
General Fund Exempt	\$0		\$0		\$0		\$0		\$0	
Cash Funds	\$21,672		\$21,094		\$21,767		\$21,767		\$21,767	
Cash Funds Exempt / Reappropriated Funds	\$0		\$0		\$0		\$0		\$0	
Federal Funds	\$0		\$0		\$0		\$0		\$0	

Year-End Transfers

Total Funds	\$0		\$0		N/A		N/A		N/A	
General Fund	\$0		\$0		N/A		N/A		N/A	
General Fund Exempt	\$0		\$0		N/A		N/A		N/A	
Cash Funds	\$0		\$0		N/A		N/A		N/A	
Cash Funds Exempt / Reappropriated Funds	\$0		\$0		N/A		N/A		N/A	
Federal Funds	\$0		\$0		N/A		N/A		N/A	

POTS Expenditures / Allocation

Total Funds	\$0		\$0		N/A		\$0		N/A	
General Fund	\$0		\$0		N/A		\$0		N/A	
General Fund Exempt	\$0		\$0		N/A		\$0		N/A	
Cash Funds	\$0		\$0		N/A		\$0		N/A	
Cash Funds Exempt / Reappropriated Funds	\$0		\$0		N/A		\$0		N/A	
Federal Funds	\$0		\$0		N/A		\$0		N/A	

Colorado Department of Treasury
 FY 2012-13 Budget Cycle
 Schedule 3

(1) ADMINISTRATION; Legal Services for 575 hours

	FY 2009-10		FY 2010-11		FY 2011-12		FY 2011-12		FY 2012-13	
	Actuals	FTE	Actuals	FTE	Appropriated	FTE	Estimate	FTE	Request	FTE

Roll-Forward

Total Funds	\$0		\$0		N/A		N/A		N/A	
General Fund	\$0		\$0		N/A		N/A		N/A	
General Fund Exempt	\$0		\$0		N/A		N/A		N/A	
Cash Funds	\$0		\$0		N/A		N/A		N/A	
Cash Funds Exempt / Reappropriated Funds	\$0		\$0		N/A		N/A		N/A	
Federal Funds	\$0		\$0		N/A		N/A		N/A	

1331 Supplemental #1 (Short Title)

Total Funds	N/A	N/A	N/A	N/A	N/A	N/A	\$0	0.0	N/A	N/A
General Fund	N/A		N/A		N/A		\$0		N/A	
General Fund Exempt	N/A		N/A		N/A		\$0		N/A	
Cash Funds	N/A		N/A		N/A		\$0		N/A	
Cash Funds Exempt / Reappropriated Funds	N/A		N/A		N/A		\$0		N/A	
Federal Funds	N/A		N/A		N/A		\$0		N/A	

Request Year Base and Other Adjustments (see Reconciliation for details)

Total Funds	N/A	N/A	N/A	N/A	N/A	N/A	N/A	N/A	\$0	0.0
General Fund	N/A		N/A		N/A		N/A		\$0	
General Fund Exempt	N/A		N/A		N/A		N/A		\$0	
Cash Funds	N/A		N/A		N/A		N/A		\$0	
Cash Funds Exempt / Reappropriated Funds	N/A		N/A		N/A		N/A		\$0	
Federal Funds	N/A		N/A		N/A		N/A		\$0	

Total Spending Authority / Request

Total Funds	\$43,344	0.0	\$42,188	0.0	\$43,534	0.0	\$43,534	0.0	\$43,534	0.0
General Fund	\$21,672		\$21,094		\$21,767		\$21,767		\$21,767	
General Fund Exempt	\$0		\$0		\$0		\$0		\$0	
Cash Funds	\$21,672		\$21,094		\$21,767		\$21,767		\$21,767	
Cash Funds Exempt / Reappropriated Funds	\$0		\$0		\$0		\$0		\$0	
Federal Funds	\$0		\$0		\$0		\$0		\$0	

Colorado Department of Treasury
 FY 2012-13 Budget Cycle
 Schedule 3

(1) ADMINISTRATION; Legal Services for 575 hours

	FY 2009-10		FY 2010-11		FY 2011-12		FY 2011-12		FY 2012-13	
	Actuals	FTE	Actuals	FTE	Appropriated	FTE	Estimate	FTE	Request	FTE
Expenditures										
Total Funds	\$25,859	0.0	\$37,513	0.0	N/A	N/A	N/A	N/A	N/A	N/A
General Fund	\$4,187		\$16,419		N/A		N/A		N/A	
General Fund Exempt	\$0		\$0		N/A		N/A		N/A	
Cash Funds	\$21,672		\$21,094		N/A		N/A		N/A	
Cash Funds Exempt / Reappropriated Funds	\$0		\$0		N/A		N/A		N/A	
Federal Funds	\$0		\$0		N/A		N/A		N/A	
Under/(Over) Expenditures										
Total Funds	\$17,485	0.0	\$4,675	0.0	N/A	N/A	N/A	N/A	N/A	N/A
General Fund	\$17,485		\$4,675		N/A		N/A		N/A	
General Fund Exempt	\$0		\$0		N/A		N/A		N/A	
Cash Funds	\$0		\$0		N/A		N/A		N/A	
Cash Funds Exempt / Reappropriated Funds	\$0		\$0		N/A		N/A		N/A	
Federal Funds	\$0		\$0		N/A		N/A		N/A	

Colorado Department of Treasury
 FY 2012-13 Budget Cycle
 Schedule 3

(1) ADMINISTRATION; Purchase of Services from Computer Center

	FY 2009-10		FY 2010-11		FY 2011-12		FY 2011-12		FY 2012-13	
	Actuals	FTE	Actuals	FTE	Appropriated	FTE	Estimate	FTE	Request	FTE
SB 09-259, HB 10-1376, SB 11-209 (Long Bill)										
Total Funds	\$21,767	0.0	\$3,811	0.0	\$132,062	0.0	\$132,062	0.0	\$132,062	0.0
General Fund	\$21,767		\$3,811		\$132,062		\$132,062		\$132,062	
General Fund Exempt	\$0		\$0		\$0		\$0		\$0	
Cash Funds	\$0		\$0		\$0		\$0		\$0	
Cash Funds Exempt / Reappropriated Funds	\$0		\$0		\$0		\$0		\$0	
Federal Funds	\$0		\$0		\$0		\$0		\$0	
(Agency Supplemental Bill)										
Total Funds	\$0	0.0	\$0	0.0	N/A	N/A	N/A	N/A	N/A	N/A
General Fund	\$0		\$0		N/A		N/A		N/A	
General Fund Exempt	\$0		\$0		N/A		N/A		N/A	
Cash Funds	\$0		\$0		N/A		N/A		N/A	
Cash Funds Exempt / Reappropriated Funds	\$0		\$0		\$0		\$0		N/A	
Federal Funds	\$0		\$0		N/A		N/A		N/A	
(Long Bill Add-ons)										
Total Funds	\$0	0.0	\$0	0.0	N/A	N/A	N/A	N/A	N/A	N/A
General Fund	\$0		\$0		N/A		N/A		N/A	
General Fund Exempt	\$0		\$0		N/A		N/A		N/A	
Cash Funds	\$0		\$0		N/A		N/A		N/A	
Cash Funds Exempt / Reappropriated Funds	\$0		\$0		\$0		\$0		N/A	
Federal Funds	\$0		\$0		N/A		N/A		N/A	
(Special Bill Short Title)										
Total Funds	\$0	0.0	\$0	0.0	\$0	0.0	\$0	0.0	N/A	N/A
General Fund	\$0		\$0		\$0		\$0		N/A	
General Fund Exempt	\$0		\$0		\$0		\$0		N/A	
Cash Funds	\$0		\$0		\$0		\$0		N/A	
Cash Funds Exempt / Reappropriated Funds	\$0		\$0		\$0		\$0		N/A	
Federal Funds	\$0		\$0		\$0		\$0		N/A	

Colorado Department of Treasury
 FY 2012-13 Budget Cycle
 Schedule 3

(1) ADMINISTRATION; Purchase of Services from Computer Center

(Special Bill Short Title)	FY 2009-10		FY 2010-11		FY 2011-12		FY 2011-12		FY 2012-13	
	Actuals	FTE	Actuals	FTE	Appropriated	FTE	Estimate	FTE	Request	FTE
Total Funds	\$0	0.0	\$0	0.0	\$0	0.0	\$0	0.0	N/A	N/A
General Fund	\$0		\$0		\$0		\$0		N/A	
General Fund Exempt	\$0		\$0		\$0		\$0		N/A	
Cash Funds	\$0		\$0		\$0		\$0		N/A	
Cash Funds Exempt / Reappropriated Funds	\$0		\$0		\$0		\$0		N/A	
Federal Funds	\$0		\$0		\$0		\$0		N/A	

Total Appropriation

Total Funds	\$21,767	0.0	\$3,811	0.0	\$132,062	0.0	\$132,062	0.0	\$132,062	0.0
General Fund	\$21,767		\$3,811		\$132,062		\$132,062		\$132,062	
General Fund Exempt	\$0		\$0		\$0		\$0		\$0	
Cash Funds	\$0		\$0		\$0		\$0		\$0	
Cash Funds Exempt / Reappropriated Funds	\$0		\$0		\$0		\$0		\$0	
Federal Funds	\$0		\$0		\$0		\$0		\$0	

Year-End Transfers

Total Funds	\$0		\$0		N/A		N/A		N/A	
General Fund	\$0		\$0		N/A		N/A		N/A	
General Fund Exempt	\$0		\$0		N/A		N/A		N/A	
Cash Funds	\$0		\$0		N/A		N/A		N/A	
Cash Funds Exempt / Reappropriated Funds	\$0		\$0		N/A		N/A		N/A	
Federal Funds	\$0		\$0		N/A		N/A		N/A	

POTS Expenditures / Allocation

Total Funds	\$0		\$0		N/A		\$0		N/A	
General Fund	\$0		\$0		N/A		\$0		N/A	
General Fund Exempt	\$0		\$0		N/A		\$0		N/A	
Cash Funds	\$0		\$0		N/A		\$0		N/A	
Cash Funds Exempt / Reappropriated Funds	\$0		\$0		N/A		\$0		N/A	
Federal Funds	\$0		\$0		N/A		\$0		N/A	

Colorado Department of Treasury
FY 2012-13 Budget Cycle
Schedule 3

(1) ADMINISTRATION; Purchase of Services from Computer Center

	FY 2009-10		FY 2010-11		FY 2011-12		FY 2011-12		FY 2012-13	
	Actuals	FTE	Actuals	FTE	Appropriated	FTE	Estimate	FTE	Request	FTE
Roll-Forward										
Total Funds	\$0		\$0		N/A		N/A		N/A	
General Fund	\$0		\$0		N/A		N/A		N/A	
General Fund Exempt	\$0		\$0		N/A		N/A		N/A	
Cash Funds	\$0		\$0		N/A		N/A		N/A	
Cash Funds Exempt / Reappropriated Funds	\$0		\$0		N/A		N/A		N/A	
Federal Funds	\$0		\$0		N/A		N/A		N/A	
1331 Supplemental #1 (Short Title)										
Total Funds	N/A	N/A	N/A	N/A	N/A	N/A	\$0	0.0	N/A	N/A
General Fund	N/A		N/A		N/A		\$0		N/A	
General Fund Exempt	N/A		N/A		N/A		\$0		N/A	
Cash Funds	N/A		N/A		N/A		\$0		N/A	
Cash Funds Exempt / Reappropriated Funds	N/A		N/A		N/A		\$0		N/A	
Federal Funds	N/A		N/A		N/A		\$0		N/A	
Request Year Base and Other Adjustments (see Reconciliation for details)										
Total Funds	N/A	N/A	N/A	N/A	N/A	N/A	N/A	N/A	(\$120,094)	0.0
General Fund	N/A		N/A		N/A		N/A		(\$120,094)	
General Fund Exempt	N/A		N/A		N/A		N/A		\$0	
Cash Funds	N/A		N/A		N/A		N/A		\$0	
Cash Funds Exempt / Reappropriated Funds	N/A		N/A		N/A		N/A		\$0	
Federal Funds	N/A		N/A		N/A		N/A		\$0	
Total Spending Authority / Request										
Total Funds	\$21,767	0.0	\$3,811	0.0	\$132,062	0.0	\$132,062	0.0	\$11,968	0.0
General Fund	\$21,767		\$3,811		\$132,062		\$132,062		\$11,968	
General Fund Exempt	\$0		\$0		\$0		\$0		\$0	
Cash Funds	\$0		\$0		\$0		\$0		\$0	
Cash Funds Exempt / Reappropriated Funds	\$0		\$0		\$0		\$0		\$0	
Federal Funds	\$0		\$0		\$0		\$0		\$0	

Colorado Department of Treasury
 FY 2012-13 Budget Cycle
 Schedule 3

(1) ADMINISTRATION; Purchase of Services from Computer Center

	FY 2009-10		FY 2010-11		FY 2011-12		FY 2011-12		FY 2012-13	
	Actuals	FTE	Actuals	FTE	Appropriated	FTE	Estimate	FTE	Request	FTE
Expenditures										
Total Funds	\$21,767	0.0	\$3,811	0.0	N/A	N/A	N/A	N/A	N/A	N/A
General Fund	\$21,767		\$3,811		N/A		N/A		N/A	
General Fund Exempt	\$0		\$0		N/A		N/A		N/A	
Cash Funds	\$0		\$0		N/A		N/A		N/A	
Cash Funds Exempt / Reappropriated Funds	\$0		\$0		N/A		N/A		N/A	
Federal Funds	\$0		\$0		N/A		N/A		N/A	
Under/(Over) Expenditures										
Total Funds	\$0	0.0	\$0	0.0	N/A	N/A	N/A	N/A	N/A	N/A
General Fund	\$0		\$0		N/A		N/A		N/A	
General Fund Exempt	\$0		\$0		N/A		N/A		N/A	
Cash Funds	\$0		\$0		N/A		N/A		N/A	
Cash Funds Exempt / Reappropriated Funds	\$0		\$0		N/A		N/A		N/A	
Federal Funds	\$0		\$0		N/A		N/A		N/A	

Colorado Department of Treasury
 FY 2012-13 Budget Cycle
 Schedule 3

(1) ADMINISTRATION; Capitol Complex Leased Space

	FY 2009-10		FY 2010-11		FY 2011-12		FY 2011-12		FY 2012-13	
	Actuals	FTE	Actuals	FTE	Appropriated	FTE	Estimate	FTE	Request	FTE
SB 09-259, HB 10-1376, SB 11-209 (Long Bill)										
Total Funds	\$55,706	0.0	\$53,949	0.0	\$55,297	0.0	\$55,297	0.0	\$55,297	0.0
General Fund	\$55,706		\$53,949		\$55,297		\$55,297		\$55,297	
General Fund Exempt	\$0		\$0		\$0		\$0		\$0	
Cash Funds	\$0		\$0		\$0		\$0		\$0	
Cash Funds Exempt / Reappropriated Funds	\$0		\$0		\$0		\$0		\$0	
Federal Funds	\$0		\$0		\$0		\$0		\$0	

HB 10-1317 (Agency Supplemental Bill)

Total Funds	(\$752)	0.0	\$0	0.0	N/A	N/A	N/A	N/A	N/A	N/A
General Fund	(\$752)		\$0		N/A		N/A		N/A	
General Fund Exempt	\$0		\$0		N/A		N/A		N/A	
Cash Funds	\$0		\$0		N/A		N/A		N/A	
Cash Funds Exempt / Reappropriated Funds	\$0		\$0		\$0		\$0		N/A	
Federal Funds	\$0		\$0		N/A		N/A		N/A	

(Long Bill Add-ons)

Total Funds	\$0	0.0	\$0	0.0	N/A	N/A	N/A	N/A	N/A	N/A
General Fund	\$0		\$0		N/A		N/A		N/A	
General Fund Exempt	\$0		\$0		N/A		N/A		N/A	
Cash Funds	\$0		\$0		N/A		N/A		N/A	
Cash Funds Exempt / Reappropriated Funds	\$0		\$0		\$0		\$0		N/A	
Federal Funds	\$0		\$0		N/A		N/A		N/A	

(Special Bill Short Title)

Total Funds	\$0	0.0	\$0	0.0	\$0	0.0	\$0	0.0	N/A	N/A
General Fund	\$0		\$0		\$0		\$0		N/A	
General Fund Exempt	\$0		\$0		\$0		\$0		N/A	
Cash Funds	\$0		\$0		\$0		\$0		N/A	
Cash Funds Exempt / Reappropriated Funds	\$0		\$0		\$0		\$0		N/A	
Federal Funds	\$0		\$0		\$0		\$0		N/A	

Colorado Department of Treasury
 FY 2012-13 Budget Cycle
 Schedule 3

(1) ADMINISTRATION; Capitol Complex Leased Space

	FY 2009-10		FY 2010-11		FY 2011-12		FY 2011-12		FY 2012-13	
	Actuals	FTE	Actuals	FTE	Appropriated	FTE	Estimate	FTE	Request	FTE
(Special Bill Short Title)										
Total Funds	\$0	0.0	\$0	0.0	\$0	0.0	\$0	0.0	N/A	N/A
General Fund	\$0		\$0		\$0		\$0		N/A	
General Fund Exempt	\$0		\$0		\$0		\$0		N/A	
Cash Funds	\$0		\$0		\$0		\$0		N/A	
Cash Funds Exempt / Reappropriated Funds	\$0		\$0		\$0		\$0		N/A	
Federal Funds	\$0		\$0		\$0		\$0		N/A	

Total Appropriation

Total Funds	\$54,954	0.0	\$53,949	0.0	\$55,297	0.0	\$55,297	0.0	\$55,297	0.0
General Fund	\$54,954		\$53,949		\$55,297		\$55,297		\$55,297	
General Fund Exempt	\$0		\$0		\$0		\$0		\$0	
Cash Funds	\$0		\$0		\$0		\$0		\$0	
Cash Funds Exempt / Reappropriated Funds	\$0		\$0		\$0		\$0		\$0	
Federal Funds	\$0		\$0		\$0		\$0		\$0	

Year-End Transfers

Total Funds	\$0		\$0		N/A		N/A		N/A	
General Fund	\$0		\$0		N/A		N/A		N/A	
General Fund Exempt	\$0		\$0		N/A		N/A		N/A	
Cash Funds	\$0		\$0		N/A		N/A		N/A	
Cash Funds Exempt / Reappropriated Funds	\$0		\$0		N/A		N/A		N/A	
Federal Funds	\$0		\$0		N/A		N/A		N/A	

POTS Expenditures / Allocation

Total Funds	\$0		\$0		N/A		\$0		N/A	
General Fund	\$0		\$0		N/A		\$0		N/A	
General Fund Exempt	\$0		\$0		N/A		\$0		N/A	
Cash Funds	\$0		\$0		N/A		\$0		N/A	
Cash Funds Exempt / Reappropriated Funds	\$0		\$0		N/A		\$0		N/A	
Federal Funds	\$0		\$0		N/A		\$0		N/A	

Colorado Department of Treasury
 FY 2012-13 Budget Cycle
 Schedule 3

(1) ADMINISTRATION; Capitol Complex Leased Space

	FY 2009-10		FY 2010-11		FY 2011-12		FY 2011-12		FY 2012-13	
	Actuals	FTE	Actuals	FTE	Appropriated	FTE	Estimate	FTE	Request	FTE

Roll-Forward

Total Funds	\$0		\$0		N/A		N/A		N/A	
General Fund	\$0		\$0		N/A		N/A		N/A	
General Fund Exempt	\$0		\$0		N/A		N/A		N/A	
Cash Funds	\$0		\$0		N/A		N/A		N/A	
Cash Funds Exempt / Reappropriated Funds	\$0		\$0		N/A		N/A		N/A	
Federal Funds	\$0		\$0		N/A		N/A		N/A	

1331 Supplemental #1 (Short Title)

Total Funds	N/A	N/A	N/A	N/A	N/A	N/A	\$0	0.0	N/A	N/A
General Fund	N/A		N/A		N/A		\$0		N/A	
General Fund Exempt	N/A		N/A		N/A		\$0		N/A	
Cash Funds	N/A		N/A		N/A		\$0		N/A	
Cash Funds Exempt / Reappropriated Funds	N/A		N/A		N/A		\$0		N/A	
Federal Funds	N/A		N/A		N/A		\$0		N/A	

Request Year Base and Other Adjustments (see Reconciliation for details)

Total Funds	N/A	N/A	N/A	N/A	N/A	N/A	N/A	N/A	\$6,263	0.0
General Fund	N/A		N/A		N/A		N/A		\$6,263	
General Fund Exempt	N/A		N/A		N/A		N/A		\$0	
Cash Funds	N/A		N/A		N/A		N/A		\$0	
Cash Funds Exempt / Reappropriated Funds	N/A		N/A		N/A		N/A		\$0	
Federal Funds	N/A		N/A		N/A		N/A		\$0	

Total Spending Authority / Request

Total Funds	\$54,954	0.0	\$53,949	0.0	\$55,297	0.0	\$55,297	0.0	\$61,560	0.0
General Fund	\$54,954		\$53,949		\$55,297		\$55,297		\$61,560	
General Fund Exempt	\$0		\$0		\$0		\$0		\$0	
Cash Funds	\$0		\$0		\$0		\$0		\$0	
Cash Funds Exempt / Reappropriated Funds	\$0		\$0		\$0		\$0		\$0	
Federal Funds	\$0		\$0		\$0		\$0		\$0	

Colorado Department of Treasury
 FY 2012-13 Budget Cycle
 Schedule 3

(1) ADMINISTRATION; Capitol Complex Leased Space

	FY 2009-10		FY 2010-11		FY 2011-12		FY 2011-12		FY 2012-13	
	Actuals	FTE	Actuals	FTE	Appropriated	FTE	Estimate	FTE	Request	FTE
Expenditures										
Total Funds	\$54,954	0.0	\$53,949	0.0	N/A	N/A	N/A	N/A	N/A	N/A
General Fund	\$54,954		\$53,949		N/A		N/A		N/A	
General Fund Exempt	\$0		\$0		N/A		N/A		N/A	
Cash Funds	\$0		\$0		N/A		N/A		N/A	
Cash Funds Exempt / Reappropriated Funds	\$0		\$0		N/A		N/A		N/A	
Federal Funds	\$0		\$0		N/A		N/A		N/A	
Under/(Over) Expenditures										
Total Funds	\$0	0.0	\$0	0.0	N/A	N/A	N/A	N/A	N/A	N/A
General Fund	\$0		\$0		N/A		N/A		N/A	
General Fund Exempt	\$0		\$0		N/A		N/A		N/A	
Cash Funds	\$0		\$0		N/A		N/A		N/A	
Cash Funds Exempt / Reappropriated Funds	\$0		\$0		N/A		N/A		N/A	
Federal Funds	\$0		\$0		N/A		N/A		N/A	

Colorado Department of Treasury
 FY 2012-13 Budget Cycle
 Schedule 3

(1) ADMINISTRATION; Charter School Facilities Financing Section

	FY 2009-10		FY 2010-11		FY 2011-12		FY 2011-12		FY 2012-13	
	Actuals	FTE	Actuals	FTE	Appropriated	FTE	Estimate	FTE	Request	FTE
SB 09-259, HB 10-1376, SB 11-209 (Long Bill)										
Total Funds	\$5,000	0.0	\$5,000	0.0	\$5,000	0.0	\$5,000	0.0	\$5,000	0.0
General Fund	\$0		\$0		\$0		\$0		\$0	
General Fund Exempt	\$0		\$0		\$0		\$0		\$0	
Cash Funds	\$5,000		\$5,000		\$5,000		\$5,000		\$5,000	
Cash Funds Exempt / Reappropriated Funds	\$0		\$0		\$0		\$0		\$0	
Federal Funds	\$0		\$0		\$0		\$0		\$0	
(Agency Supplemental Bill)										
Total Funds	\$0	0.0	\$0	0.0	N/A	N/A	N/A	N/A	N/A	N/A
General Fund	\$0		\$0		N/A		N/A		N/A	
General Fund Exempt	\$0		\$0		N/A		N/A		N/A	
Cash Funds	\$0		\$0		N/A		N/A		N/A	
Cash Funds Exempt / Reappropriated Funds	\$0		\$0		\$0		\$0		N/A	
Federal Funds	\$0		\$0		N/A		N/A		N/A	
(Long Bill Add-ons)										
Total Funds	\$0	0.0	\$0	0.0	N/A	N/A	N/A	N/A	N/A	N/A
General Fund	\$0		\$0		N/A		N/A		N/A	
General Fund Exempt	\$0		\$0		N/A		N/A		N/A	
Cash Funds	\$0		\$0		N/A		N/A		N/A	
Cash Funds Exempt / Reappropriated Funds	\$0		\$0		\$0		\$0		N/A	
Federal Funds	\$0		\$0		N/A		N/A		N/A	
(Special Bill Short Title)										
Total Funds	\$0	0.0	\$0	0.0	\$0	0.0	\$0	0.0	N/A	N/A
General Fund	\$0		\$0		\$0		\$0		N/A	
General Fund Exempt	\$0		\$0		\$0		\$0		N/A	
Cash Funds	\$0		\$0		\$0		\$0		N/A	
Cash Funds Exempt / Reappropriated Funds	\$0		\$0		\$0		\$0		N/A	
Federal Funds	\$0		\$0		\$0		\$0		N/A	

Colorado Department of Treasury
 FY 2012-13 Budget Cycle
 Schedule 3

(1) ADMINISTRATION; Charter School Facilities Financing Section

	FY 2009-10		FY 2010-11		FY 2011-12		FY 2011-12		FY 2012-13	
	Actuals	FTE	Actuals	FTE	Appropriated	FTE	Estimate	FTE	Request	FTE
(Special Bill Short Title)										
Total Funds	\$0	0.0	\$0	0.0	\$0	0.0	\$0	0.0	N/A	N/A
General Fund	\$0		\$0		\$0		\$0		N/A	
General Fund Exempt	\$0		\$0		\$0		\$0		N/A	
Cash Funds	\$0		\$0		\$0		\$0		N/A	
Cash Funds Exempt / Reappropriated Funds	\$0		\$0		\$0		\$0		N/A	
Federal Funds	\$0		\$0		\$0		\$0		N/A	

Total Appropriation

Total Funds	\$5,000	0.0	\$5,000	0.0	\$5,000	0.0	\$5,000	0.0	\$5,000	0.0
General Fund	\$0		\$0		\$0		\$0		\$0	
General Fund Exempt	\$0		\$0		\$0		\$0		\$0	
Cash Funds	\$5,000		\$5,000		\$5,000		\$5,000		\$5,000	
Cash Funds Exempt / Reappropriated Funds	\$0		\$0		\$0		\$0		\$0	
Federal Funds	\$0		\$0		\$0		\$0		\$0	

Year-End Transfers

Total Funds	\$0		\$0		N/A		N/A		N/A	
General Fund	\$0		\$0		N/A		N/A		N/A	
General Fund Exempt	\$0		\$0		N/A		N/A		N/A	
Cash Funds	\$0		\$0		N/A		N/A		N/A	
Cash Funds Exempt / Reappropriated Funds	\$0		\$0		N/A		N/A		N/A	
Federal Funds	\$0		\$0		N/A		N/A		N/A	

POTS Expenditures / Allocation

Total Funds	\$0		\$0		N/A		\$0		N/A	
General Fund	\$0		\$0		N/A		\$0		N/A	
General Fund Exempt	\$0		\$0		N/A		\$0		N/A	
Cash Funds	\$0		\$0		N/A		\$0		N/A	
Cash Funds Exempt / Reappropriated Funds	\$0		\$0		N/A		\$0		N/A	
Federal Funds	\$0		\$0		N/A		\$0		N/A	

Colorado Department of Treasury
 FY 2012-13 Budget Cycle
 Schedule 3

(1) ADMINISTRATION; Charter School Facilities Financing Section

	FY 2009-10		FY 2010-11		FY 2011-12		FY 2011-12		FY 2012-13	
	Actuals	FTE	Actuals	FTE	Appropriated	FTE	Estimate	FTE	Request	FTE

Roll-Forward

Total Funds	\$0		\$0		N/A		N/A		N/A	
General Fund	\$0		\$0		N/A		N/A		N/A	
General Fund Exempt	\$0		\$0		N/A		N/A		N/A	
Cash Funds	\$0		\$0		N/A		N/A		N/A	
Cash Funds Exempt / Reappropriated Funds	\$0		\$0		N/A		N/A		N/A	
Federal Funds	\$0		\$0		N/A		N/A		N/A	

1331 Supplemental #1 (Short Title)

Total Funds	N/A	N/A	N/A	N/A	N/A	N/A	\$0	0.0	N/A	N/A
General Fund	N/A		N/A		N/A		\$0		N/A	
General Fund Exempt	N/A		N/A		N/A		\$0		N/A	
Cash Funds	N/A		N/A		N/A		\$0		N/A	
Cash Funds Exempt / Reappropriated Funds	N/A		N/A		N/A		\$0		N/A	
Federal Funds	N/A		N/A		N/A		\$0		N/A	

Request Year Base and Other Adjustments (see Reconciliation for details)

Total Funds	N/A	N/A	N/A	N/A	N/A	N/A	N/A	N/A	\$0	0.0
General Fund	N/A		N/A		N/A		N/A		\$0	
General Fund Exempt	N/A		N/A		N/A		N/A		\$0	
Cash Funds	N/A		N/A		N/A		N/A		\$0	
Cash Funds Exempt / Reappropriated Funds	N/A		N/A		N/A		N/A		\$0	
Federal Funds	N/A		N/A		N/A		N/A		\$0	

Total Spending Authority / Request

Total Funds	\$5,000	0.0	\$5,000	0.0	\$5,000	0.0	\$5,000	0.0	\$5,000	0.0
General Fund	\$0		\$0		\$0		\$0		\$0	
General Fund Exempt	\$0		\$0		\$0		\$0		\$0	
Cash Funds	\$5,000		\$5,000		\$5,000		\$5,000		\$5,000	
Cash Funds Exempt / Reappropriated Funds	\$0		\$0		\$0		\$0		\$0	
Federal Funds	\$0		\$0		\$0		\$0		\$0	

Colorado Department of Treasury
 FY 2012-13 Budget Cycle
 Schedule 3

(1) ADMINISTRATION; Charter School Facilities Financing Section

	FY 2009-10		FY 2010-11		FY 2011-12		FY 2011-12		FY 2012-13	
	Actuals	FTE	Actuals	FTE	Appropriated	FTE	Estimate	FTE	Request	FTE
Expenditures										
Total Funds	\$2,803	0.0	\$3,009	0.0	N/A	N/A	N/A	N/A	N/A	N/A
General Fund	\$0		\$0		N/A		N/A		N/A	
General Fund Exempt	\$0		\$0		N/A		N/A		N/A	
Cash Funds	\$2,803		\$3,009		N/A		N/A		N/A	
Cash Funds Exempt / Reappropriated Funds	\$0		\$0		N/A		N/A		N/A	
Federal Funds	\$0		\$0		N/A		N/A		N/A	
Under/(Over) Expenditures										
Total Funds	\$2,197	0.0	\$1,991	0.0	N/A	N/A	N/A	N/A	N/A	N/A
General Fund	\$0		\$0		N/A		N/A		N/A	
General Fund Exempt	\$0		\$0		N/A		N/A		N/A	
Cash Funds	\$2,197		\$1,991		N/A		N/A		N/A	
Cash Funds Exempt / Reappropriated Funds	\$0		\$0		N/A		N/A		N/A	
Federal Funds	\$0		\$0		N/A		N/A		N/A	

Colorado Department of Treasury
 FY 2012-13 Budget Cycle
 Schedule 3

(1) ADMINISTRATION; Discretionary Fund

	FY 2009-10		FY 2010-11		FY 2011-12		FY 2011-12		FY 2012-13	
	Actuals	FTE	Actuals	FTE	Appropriated	FTE	Estimate	FTE	Request	FTE
SB 09-259, HB 10-1376, SB 11-209 (Long Bill)										
Total Funds	\$5,000	0.0	\$5,000	0.0	\$5,000	0.0	\$5,000	0.0	\$5,000	0.0
General Fund	\$5,000		\$5,000		\$5,000		\$5,000		\$5,000	
General Fund Exempt	\$0		\$0		\$0		\$0		\$0	
Cash Funds	\$0		\$0		\$0		\$0		\$0	
Cash Funds Exempt / Reappropriated Funds	\$0		\$0		\$0		\$0		\$0	
Federal Funds	\$0		\$0		\$0		\$0		\$0	

(Agency Supplemental Bill)

Total Funds	\$0	0.0	\$0	0.0	N/A	N/A	N/A	N/A	N/A	N/A
General Fund	\$0		\$0		N/A		N/A		N/A	
General Fund Exempt	\$0		\$0		N/A		N/A		N/A	
Cash Funds	\$0		\$0		N/A		N/A		N/A	
Cash Funds Exempt / Reappropriated Funds	\$0		\$0		\$0		\$0		N/A	
Federal Funds	\$0		\$0		N/A		N/A		N/A	

(Long Bill Add-ons)

Total Funds	\$0	0.0	\$0	0.0	N/A	N/A	N/A	N/A	N/A	N/A
General Fund	\$0		\$0		N/A		N/A		N/A	
General Fund Exempt	\$0		\$0		N/A		N/A		N/A	
Cash Funds	\$0		\$0		N/A		N/A		N/A	
Cash Funds Exempt / Reappropriated Funds	\$0		\$0		\$0		\$0		N/A	
Federal Funds	\$0		\$0		N/A		N/A		N/A	

(Special Bill Short Title)

Total Funds	\$0	0.0	\$0	0.0	\$0	0.0	\$0	0.0	N/A	N/A
General Fund	\$0		\$0		\$0		\$0		N/A	
General Fund Exempt	\$0		\$0		\$0		\$0		N/A	
Cash Funds	\$0		\$0		\$0		\$0		N/A	
Cash Funds Exempt / Reappropriated Funds	\$0		\$0		\$0		\$0		N/A	
Federal Funds	\$0		\$0		\$0		\$0		N/A	

Colorado Department of Treasury
 FY 2012-13 Budget Cycle
 Schedule 3

(1) ADMINISTRATION; Discretionary Fund

	FY 2009-10		FY 2010-11		FY 2011-12		FY 2011-12		FY 2012-13	
	Actuals	FTE	Actuals	FTE	Appropriated	FTE	Estimate	FTE	Request	FTE
(Special Bill Short Title)										
Total Funds	\$0	0.0	\$0	0.0	\$0	0.0	\$0	0.0		N/A
General Fund	\$0		\$0		\$0		\$0			N/A
General Fund Exempt	\$0		\$0		\$0		\$0			N/A
Cash Funds	\$0		\$0		\$0		\$0			N/A
Cash Funds Exempt / Reappropriated Funds	\$0		\$0		\$0		\$0			N/A
Federal Funds	\$0		\$0		\$0		\$0			N/A

Total Appropriation

Total Funds	\$5,000	0.0	\$5,000	0.0	\$5,000	0.0	\$5,000	0.0	\$5,000	0.0
General Fund	\$5,000		\$5,000		\$5,000		\$5,000		\$5,000	
General Fund Exempt	\$0		\$0		\$0		\$0		\$0	
Cash Funds	\$0		\$0		\$0		\$0		\$0	
Cash Funds Exempt / Reappropriated Funds	\$0		\$0		\$0		\$0		\$0	
Federal Funds	\$0		\$0		\$0		\$0		\$0	

Year-End Transfers

Total Funds	\$0		\$0		N/A		N/A		N/A	
General Fund	\$0		\$0		N/A		N/A		N/A	
General Fund Exempt	\$0		\$0		N/A		N/A		N/A	
Cash Funds	\$0		\$0		N/A		N/A		N/A	
Cash Funds Exempt / Reappropriated Funds	\$0		\$0		N/A		N/A		N/A	
Federal Funds	\$0		\$0		N/A		N/A		N/A	

POTS Expenditures / Allocation

Total Funds	\$0		\$0		N/A		\$0		N/A	
General Fund	\$0		\$0		N/A		\$0		N/A	
General Fund Exempt	\$0		\$0		N/A		\$0		N/A	
Cash Funds	\$0		\$0		N/A		\$0		N/A	
Cash Funds Exempt / Reappropriated Funds	\$0		\$0		N/A		\$0		N/A	
Federal Funds	\$0		\$0		N/A		\$0		N/A	

Colorado Department of Treasury
 FY 2012-13 Budget Cycle
 Schedule 3

(1) ADMINISTRATION; Discretionary Fund

	FY 2009-10		FY 2010-11		FY 2011-12		FY 2011-12		FY 2012-13	
	Actuals	FTE	Actuals	FTE	Appropriated	FTE	Estimate	FTE	Request	FTE
Roll-Forward										
Total Funds	\$0		\$0		N/A		N/A		N/A	
General Fund	\$0		\$0		N/A		N/A		N/A	
General Fund Exempt	\$0		\$0		N/A		N/A		N/A	
Cash Funds	\$0		\$0		N/A		N/A		N/A	
Cash Funds Exempt / Reappropriated Funds	\$0		\$0		N/A		N/A		N/A	
Federal Funds	\$0		\$0		N/A		N/A		N/A	
1331 Supplemental #1 (Short Title)										
Total Funds	N/A	N/A	N/A	N/A	N/A	N/A	\$0	0.0	N/A	N/A
General Fund	N/A		N/A		N/A		\$0		N/A	
General Fund Exempt	N/A		N/A		N/A		\$0		N/A	
Cash Funds	N/A		N/A		N/A		\$0		N/A	
Cash Funds Exempt / Reappropriated Funds	N/A		N/A		N/A		\$0		N/A	
Federal Funds	N/A		N/A		N/A		\$0		N/A	
Request Year Base and Other Adjustments (see Reconciliation for details)										
Total Funds	N/A	N/A	N/A	N/A	N/A	N/A	N/A	N/A	\$0	0.0
General Fund	N/A		N/A		N/A		N/A		\$0	
General Fund Exempt	N/A		N/A		N/A		N/A		\$0	
Cash Funds	N/A		N/A		N/A		N/A		\$0	
Cash Funds Exempt / Reappropriated Funds	N/A		N/A		N/A		N/A		\$0	
Federal Funds	N/A		N/A		N/A		N/A		\$0	
Total Spending Authority / Request										
Total Funds	\$5,000	0.0	\$5,000	0.0	\$5,000	0.0	\$5,000	0.0	\$5,000	0.0
General Fund	\$5,000		\$5,000		\$5,000		\$5,000		\$5,000	
General Fund Exempt	\$0		\$0		\$0		\$0		\$0	
Cash Funds	\$0		\$0		\$0		\$0		\$0	
Cash Funds Exempt / Reappropriated Funds	\$0		\$0		\$0		\$0		\$0	
Federal Funds	\$0		\$0		\$0		\$0		\$0	

Colorado Department of Treasury
 FY 2012-13 Budget Cycle
 Schedule 3

(1) ADMINISTRATION; Discretionary Fund

	FY 2009-10		FY 2010-11		FY 2011-12		FY 2011-12		FY 2012-13	
	Actuals	FTE	Actuals	FTE	Appropriated	FTE	Estimate	FTE	Request	FTE
Expenditures										
Total Funds	\$0	0.0	\$362	0.0	N/A	N/A	N/A	N/A	N/A	N/A
General Fund	\$0		\$362		N/A		N/A		N/A	
General Fund Exempt	\$0		\$0		N/A		N/A		N/A	
Cash Funds	\$0		\$0		N/A		N/A		N/A	
Cash Funds Exempt / Reappropriated Funds	\$0		\$0		N/A		N/A		N/A	
Federal Funds	\$0		\$0		N/A		N/A		N/A	
Under/(Over) Expenditures										
Total Funds	\$5,000	0.0	\$4,638	0.0	N/A	N/A	N/A	N/A	N/A	N/A
General Fund	\$5,000		\$4,638		N/A		N/A		N/A	
General Fund Exempt	\$0		\$0		N/A		N/A		N/A	
Cash Funds	\$0		\$0		N/A		N/A		N/A	
Cash Funds Exempt / Reappropriated Funds	\$0		\$0		N/A		N/A		N/A	
Federal Funds	\$0		\$0		N/A		N/A		N/A	

Colorado Department of Treasury
 FY 2012-13 Budget Cycle
 Schedule 3

(2) UNCLAIMED PROPERTY PROGRAM; Personal Services

	FY 2009-10		FY 2010-11		FY 2011-12		FY 2011-12		FY 2012-13	
	Actuals	FTE	Actuals	FTE	Appropriated	FTE	Estimate	FTE	Request	FTE
SB 09-259, HB 10-1376, SB 11-209 (Long Bill)										
Total Funds	\$781,790	15.5	\$764,966	0.0	\$781,790	0.0	\$781,790	0.0	\$781,790	0.0
General Fund	\$0		\$0		\$0		\$0		\$0	
General Fund Exempt	\$0		\$0		\$0		\$0		\$0	
Cash Funds	\$781,790		\$764,966		\$781,790		\$781,790		\$781,790	
Cash Funds Exempt / Reappropriated Funds	\$0		\$0		\$0		\$0		\$0	
Federal Funds	\$0		\$0		\$0		\$0		\$0	

SB 09-203, HB 10-1317 (Agency Supplemental Bill)

Total Funds	(\$16,867)	0.0	\$0	0.0	N/A	N/A	N/A	N/A	N/A	N/A
General Fund	\$0		\$0		N/A		N/A		N/A	
General Fund Exempt	\$0		\$0		N/A		N/A		N/A	
Cash Funds	(\$16,867)		\$0		N/A		N/A		N/A	
Cash Funds Exempt / Reappropriated Funds	\$0		\$0		\$0		\$0		N/A	
Federal Funds	\$0		\$0		N/A		N/A		N/A	

(Long Bill Add-ons)

Total Funds	\$0	0.0	\$0	0.0	N/A	N/A	N/A	N/A	N/A	N/A
General Fund	\$0		\$0		N/A		N/A		N/A	
General Fund Exempt	\$0		\$0		N/A		N/A		N/A	
Cash Funds	\$0		\$0		N/A		N/A		N/A	
Cash Funds Exempt / Reappropriated Funds	\$0		\$0		\$0		\$0		N/A	
Federal Funds	\$0		\$0		N/A		N/A		N/A	

SB 11-076 (PERA Contribution Rates)

Total Funds	\$0	0.0	\$0	0.0	(\$16,824)	0.0	(\$16,824)	0.0	N/A	N/A
General Fund	\$0		\$0		\$0		\$0		N/A	
General Fund Exempt	\$0		\$0		\$0		\$0		N/A	
Cash Funds	\$0		\$0		(\$16,824)		(\$16,824)		N/A	
Cash Funds Exempt / Reappropriated Funds	\$0		\$0		\$0		\$0		N/A	
Federal Funds	\$0		\$0		\$0		\$0		N/A	

Colorado Department of Treasury
 FY 2012-13 Budget Cycle
 Schedule 3

(2) UNCLAIMED PROPERTY PROGRAM; Personal Services

	FY 2009-10		FY 2010-11		FY 2011-12		FY 2011-12		FY 2012-13	
	Actuals	FTE	Actuals	FTE	Appropriated	FTE	Estimate	FTE	Request	FTE
(Special Bill Short Title)										
Total Funds	\$0	0.0	\$0	0.0	\$0	0.0	\$0	0.0		N/A
General Fund	\$0		\$0		\$0		\$0			N/A
General Fund Exempt	\$0		\$0		\$0		\$0			N/A
Cash Funds	\$0		\$0		\$0		\$0			N/A
Cash Funds Exempt / Reappropriated Funds	\$0		\$0		\$0		\$0			N/A
Federal Funds	\$0		\$0		\$0		\$0			N/A

Total Appropriation

Total Funds	\$764,923	15.5	\$764,966	0.0	\$764,966	0.0	\$764,966	0.0	\$781,790	0.0
General Fund	\$0		\$0		\$0		\$0		\$0	
General Fund Exempt	\$0		\$0		\$0		\$0		\$0	
Cash Funds	\$764,923		\$764,966		\$764,966		\$764,966		\$781,790	
Cash Funds Exempt / Reappropriated Funds	\$0		\$0		\$0		\$0		\$0	
Federal Funds	\$0		\$0		\$0		\$0		\$0	

Year-End Transfers

Total Funds	\$0		\$0		N/A		N/A		N/A	
General Fund	\$0		\$0		N/A		N/A		N/A	
General Fund Exempt	\$0		\$0		N/A		N/A		N/A	
Cash Funds	\$0		\$0		N/A		N/A		N/A	
Cash Funds Exempt / Reappropriated Funds	\$0		\$0		N/A		N/A		N/A	
Federal Funds	\$0		\$0		N/A		N/A		N/A	

POTS Expenditures / Allocation

Total Funds	\$0		\$0		N/A		\$0		N/A	
General Fund	\$0		\$0		N/A		\$0		N/A	
General Fund Exempt	\$0		\$0		N/A		\$0		N/A	
Cash Funds	\$0		\$0		N/A		\$0		N/A	
Cash Funds Exempt / Reappropriated Funds	\$0		\$0		N/A		\$0		N/A	
Federal Funds	\$0		\$0		N/A		\$0		N/A	

Colorado Department of Treasury
FY 2012-13 Budget Cycle
Schedule 3

(2) UNCLAIMED PROPERTY PROGRAM; Personal Services

	FY 2009-10		FY 2010-11		FY 2011-12		FY 2011-12		FY 2012-13	
	Actuals	FTE	Actuals	FTE	Appropriated	FTE	Estimate	FTE	Request	FTE
Roll-Forward										
Total Funds	\$0		\$0		N/A		N/A		N/A	
General Fund	\$0		\$0		N/A		N/A		N/A	
General Fund Exempt	\$0		\$0		N/A		N/A		N/A	
Cash Funds	\$0		\$0		N/A		N/A		N/A	
Cash Funds Exempt / Reappropriated Funds	\$0		\$0		N/A		N/A		N/A	
Federal Funds	\$0		\$0		N/A		N/A		N/A	
1331 Supplemental #1 (Short Title)										
Total Funds	N/A	N/A	N/A	N/A	N/A	N/A	\$0	0.0	N/A	N/A
General Fund	N/A		N/A		N/A		\$0		N/A	
General Fund Exempt	N/A		N/A		N/A		\$0		N/A	
Cash Funds	N/A		N/A		N/A		\$0		N/A	
Cash Funds Exempt / Reappropriated Funds	N/A		N/A		N/A		\$0		N/A	
Federal Funds	N/A		N/A		N/A		\$0		N/A	
Request Year Base and Other Adjustments (see Reconciliation for details)										
Total Funds	N/A	N/A	N/A	N/A	N/A	N/A	N/A	N/A	\$0	0.0
General Fund	N/A		N/A		N/A		N/A		\$0	
General Fund Exempt	N/A		N/A		N/A		N/A		\$0	
Cash Funds	N/A		N/A		N/A		N/A		\$0	
Cash Funds Exempt / Reappropriated Funds	N/A		N/A		N/A		N/A		\$0	
Federal Funds	N/A		N/A		N/A		N/A		\$0	
Total Spending Authority / Request										
Total Funds	\$764,923	15.5	\$764,966	0.0	\$764,966	0.0	\$764,966	0.0	\$781,790	0.0
General Fund	\$0		\$0		\$0		\$0		\$0	
General Fund Exempt	\$0		\$0		\$0		\$0		\$0	
Cash Funds	\$764,923		\$764,966		\$764,966		\$764,966		\$781,790	
Cash Funds Exempt / Reappropriated Funds	\$0		\$0		\$0		\$0		\$0	
Federal Funds	\$0		\$0		\$0		\$0		\$0	

Colorado Department of Treasury
 FY 2012-13 Budget Cycle
 Schedule 3

(2) UNCLAIMED PROPERTY PROGRAM; Personal Services

	FY 2009-10		FY 2010-11		FY 2011-12		FY 2011-12		FY 2012-13	
	Actuals	FTE	Actuals	FTE	Appropriated	FTE	Estimate	FTE	Request	FTE
Expenditures										
Total Funds	\$708,306	8.9	\$676,887	0.0	N/A	N/A	N/A	N/A	N/A	N/A
General Fund	\$0		\$0		N/A		N/A		N/A	
General Fund Exempt	\$0		\$0		N/A		N/A		N/A	
Cash Funds	\$708,306		\$676,887		N/A		N/A		N/A	
Cash Funds Exempt / Reappropriated Funds	\$0		\$0		N/A		N/A		N/A	
Federal Funds	\$0		\$0		N/A		N/A		N/A	
Under/(Over) Expenditures										
Total Funds	\$56,617	6.6	\$88,079	0.0	N/A	N/A	N/A	N/A	N/A	N/A
General Fund	\$0		\$0		N/A		N/A		N/A	
General Fund Exempt	\$0		\$0		N/A		N/A		N/A	
Cash Funds	\$56,617		\$88,079		N/A		N/A		N/A	
Cash Funds Exempt / Reappropriated Funds	\$0		\$0		N/A		N/A		N/A	
Federal Funds	\$0		\$0		N/A		N/A		N/A	

Colorado Department of Treasury
 FY 2012-13 Budget Cycle
 Schedule 3

(2) UNCLAIMED PROPERTY PROGRAM; Operating Expenses

	FY 2009-10		FY 2010-11		FY 2011-12		FY 2011-12		FY 2012-13	
	Actuals	FTE	Actuals	FTE	Appropriated	FTE	Estimate	FTE	Request	FTE
SB 09-259, HB 10-1376, SB 11-209 (Long Bill)										
Total Funds	\$124,226	0.0	\$121,869	0.0	\$121,869	0.0	\$121,869	0.0	\$121,869	0.0
General Fund	\$0		\$0		\$0		\$0		\$0	
General Fund Exempt	\$0		\$0		\$0		\$0		\$0	
Cash Funds	\$124,226		\$121,869		\$121,869		\$121,869		\$121,869	
Cash Funds Exempt / Reappropriated Funds	\$0		\$0		\$0		\$0		\$0	
Federal Funds	\$0		\$0		\$0		\$0		\$0	

HB 10-1317 (Agency Supplemental Bill)

Total Funds	(\$2,638)	0.0	\$0	0.0	N/A	N/A	N/A	N/A	N/A	N/A
General Fund	\$0		\$0		N/A		N/A		N/A	
General Fund Exempt	\$0		\$0		N/A		N/A		N/A	
Cash Funds	(\$2,638)		\$0		N/A		N/A		N/A	
Cash Funds Exempt / Reappropriated Funds	\$0		\$0		\$0		\$0		N/A	
Federal Funds	\$0		\$0		N/A		N/A		N/A	

(Long Bill Add-ons)

Total Funds	\$0	0.0	\$0	0.0	N/A	N/A	N/A	N/A	N/A	N/A
General Fund	\$0		\$0		N/A		N/A		N/A	
General Fund Exempt	\$0		\$0		N/A		N/A		N/A	
Cash Funds	\$0		\$0		N/A		N/A		N/A	
Cash Funds Exempt / Reappropriated Funds	\$0		\$0		\$0		\$0		N/A	
Federal Funds	\$0		\$0		N/A		N/A		N/A	

(Special Bill Short Title)

Total Funds	\$0	0.0	\$0	0.0	\$0	0.0	\$0	0.0	N/A	N/A
General Fund	\$0		\$0		\$0		\$0		N/A	
General Fund Exempt	\$0		\$0		\$0		\$0		N/A	
Cash Funds	\$0		\$0		\$0		\$0		N/A	
Cash Funds Exempt / Reappropriated Funds	\$0		\$0		\$0		\$0		N/A	
Federal Funds	\$0		\$0		\$0		\$0		N/A	

Colorado Department of Treasury
 FY 2012-13 Budget Cycle
 Schedule 3

(2) UNCLAIMED PROPERTY PROGRAM; Operating Expenses

	FY 2009-10		FY 2010-11		FY 2011-12		FY 2011-12		FY 2012-13	
	Actuals	FTE	Actuals	FTE	Appropriated	FTE	Estimate	FTE	Request	FTE
(Special Bill Short Title)										
Total Funds	\$0	0.0	\$0	0.0	\$0	0.0	\$0	0.0	N/A	N/A
General Fund	\$0		\$0		\$0		\$0		N/A	
General Fund Exempt	\$0		\$0		\$0		\$0		N/A	
Cash Funds	\$0		\$0		\$0		\$0		N/A	
Cash Funds Exempt / Reappropriated Funds	\$0		\$0		\$0		\$0		N/A	
Federal Funds	\$0		\$0		\$0		\$0		N/A	

Total Appropriation

Total Funds	\$121,588	0.0	\$121,869	0.0	\$121,869	0.0	\$121,869	0.0	\$121,869	0.0
General Fund	\$0		\$0		\$0		\$0		\$0	
General Fund Exempt	\$0		\$0		\$0		\$0		\$0	
Cash Funds	\$121,588		\$121,869		\$121,869		\$121,869		\$121,869	
Cash Funds Exempt / Reappropriated Funds	\$0		\$0		\$0		\$0		\$0	
Federal Funds	\$0		\$0		\$0		\$0		\$0	

Year-End Transfers

Total Funds	\$0		\$0		N/A		N/A		N/A	
General Fund	\$0		\$0		N/A		N/A		N/A	
General Fund Exempt	\$0		\$0		N/A		N/A		N/A	
Cash Funds	\$0		\$0		N/A		N/A		N/A	
Cash Funds Exempt / Reappropriated Funds	\$0		\$0		N/A		N/A		N/A	
Federal Funds	\$0		\$0		N/A		N/A		N/A	

POTS Expenditures / Allocation

Total Funds	\$0		\$0		N/A		\$0		N/A	
General Fund	\$0		\$0		N/A		\$0		N/A	
General Fund Exempt	\$0		\$0		N/A		\$0		N/A	
Cash Funds	\$0		\$0		N/A		\$0		N/A	
Cash Funds Exempt / Reappropriated Funds	\$0		\$0		N/A		\$0		N/A	
Federal Funds	\$0		\$0		N/A		\$0		N/A	

Colorado Department of Treasury
 FY 2012-13 Budget Cycle
 Schedule 3

(2) UNCLAIMED PROPERTY PROGRAM; Operating Expenses

	FY 2009-10		FY 2010-11		FY 2011-12		FY 2011-12		FY 2012-13	
	Actuals	FTE	Actuals	FTE	Appropriated	FTE	Estimate	FTE	Request	FTE
Roll-Forward										
Total Funds	\$0		\$0		N/A		N/A		N/A	
General Fund	\$0		\$0		N/A		N/A		N/A	
General Fund Exempt	\$0		\$0		N/A		N/A		N/A	
Cash Funds	\$0		\$0		N/A		N/A		N/A	
Cash Funds Exempt / Reappropriated Funds	\$0		\$0		N/A		N/A		N/A	
Federal Funds	\$0		\$0		N/A		N/A		N/A	

1331 Supplemental #1 (Short Title)

Total Funds	N/A	N/A	N/A	N/A	N/A	N/A	\$0	0.0	N/A	N/A
General Fund	N/A		N/A		N/A		\$0		N/A	
General Fund Exempt	N/A		N/A		N/A		\$0		N/A	
Cash Funds	N/A		N/A		N/A		\$0		N/A	
Cash Funds Exempt / Reappropriated Funds	N/A		N/A		N/A		\$0		N/A	
Federal Funds	N/A		N/A		N/A		\$0		N/A	

Request Year Base and Other Adjustments (see Reconciliation for details)

Total Funds	N/A	N/A	N/A	N/A	N/A	N/A	N/A	N/A	\$0	0.0
General Fund	N/A		N/A		N/A		N/A		\$0	
General Fund Exempt	N/A		N/A		N/A		N/A		\$0	
Cash Funds	N/A		N/A		N/A		N/A		\$0	
Cash Funds Exempt / Reappropriated Funds	N/A		N/A		N/A		N/A		\$0	
Federal Funds	N/A		N/A		N/A		N/A		\$0	

Total Spending Authority / Request

Total Funds	\$121,588	0.0	\$121,869	0.0	\$121,869	0.0	\$121,869	0.0	\$121,869	0.0
General Fund	\$0		\$0		\$0		\$0		\$0	
General Fund Exempt	\$0		\$0		\$0		\$0		\$0	
Cash Funds	\$121,588		\$121,869		\$121,869		\$121,869		\$121,869	
Cash Funds Exempt / Reappropriated Funds	\$0		\$0		\$0		\$0		\$0	
Federal Funds	\$0		\$0		\$0		\$0		\$0	

Colorado Department of Treasury
 FY 2012-13 Budget Cycle
 Schedule 3

(2) UNCLAIMED PROPERTY PROGRAM; Operating Expenses

	FY 2009-10		FY 2010-11		FY 2011-12		FY 2011-12		FY 2012-13	
	Actuals	FTE	Actuals	FTE	Appropriated	FTE	Estimate	FTE	Request	FTE
Expenditures										
Total Funds	\$108,845	0.0	\$121,414	0.0	N/A	N/A	N/A	N/A	N/A	N/A
General Fund	\$0		\$0		N/A		N/A		N/A	
General Fund Exempt	\$0		\$0		N/A		N/A		N/A	
Cash Funds	\$108,845		\$121,414		N/A		N/A		N/A	
Cash Funds Exempt / Reappropriated Funds	\$0		\$0		N/A		N/A		N/A	
Federal Funds	\$0		\$0		N/A		N/A		N/A	
Under/(Over) Expenditures										
Total Funds	\$12,743	0.0	\$455	0.0	N/A	N/A	N/A	N/A	N/A	N/A
General Fund	\$0		\$0		N/A		N/A		N/A	
General Fund Exempt	\$0		\$0		N/A		N/A		N/A	
Cash Funds	\$12,743		\$455		N/A		N/A		N/A	
Cash Funds Exempt / Reappropriated Funds	\$0		\$0		N/A		N/A		N/A	
Federal Funds	\$0		\$0		N/A		N/A		N/A	

Colorado Department of Treasury
 FY 2012-13 Budget Cycle
 Schedule 3

(2) UNCLAIMED PROPERTY PROGRAM; Promotion and Correspondence

	FY 2009-10		FY 2010-11		FY 2011-12		FY 2011-12		FY 2012-13	
	Actuals	FTE	Actuals	FTE	Appropriated	FTE	Estimate	FTE	Request	FTE
SB 09-259, HB 10-1376, SB 11-209 (Long Bill)										
Total Funds	\$200,000	0.0	\$200,000	0.0	\$200,000	0.0	\$200,000	0.0	\$200,000	0.0
General Fund	\$0		\$0		\$0		\$0		\$0	
General Fund Exempt	\$0		\$0		\$0		\$0		\$0	
Cash Funds	\$200,000		\$200,000		\$200,000		\$200,000		\$200,000	
Cash Funds Exempt / Reappropriated Funds	\$0		\$0		\$0		\$0		\$0	
Federal Funds	\$0		\$0		\$0		\$0		\$0	
(Agency Supplemental Bill)										
Total Funds	\$0	0.0	\$0	0.0	N/A	N/A	N/A	N/A	N/A	N/A
General Fund	\$0		\$0		N/A		N/A		N/A	
General Fund Exempt	\$0		\$0		N/A		N/A		N/A	
Cash Funds	\$0		\$0		N/A		N/A		N/A	
Cash Funds Exempt / Reappropriated Funds	\$0		\$0		\$0		\$0		N/A	
Federal Funds	\$0		\$0		N/A		N/A		N/A	
(Long Bill Add-ons)										
Total Funds	\$0	0.0	\$0	0.0	N/A	N/A	N/A	N/A	N/A	N/A
General Fund	\$0		\$0		N/A		N/A		N/A	
General Fund Exempt	\$0		\$0		N/A		N/A		N/A	
Cash Funds	\$0		\$0		N/A		N/A		N/A	
Cash Funds Exempt / Reappropriated Funds	\$0		\$0		\$0		\$0		N/A	
Federal Funds	\$0		\$0		N/A		N/A		N/A	
(Special Bill Short Title)										
Total Funds	\$0	0.0	\$0	0.0	\$0	0.0	\$0	0.0	N/A	N/A
General Fund	\$0		\$0		\$0		\$0		N/A	
General Fund Exempt	\$0		\$0		\$0		\$0		N/A	
Cash Funds	\$0		\$0		\$0		\$0		N/A	
Cash Funds Exempt / Reappropriated Funds	\$0		\$0		\$0		\$0		N/A	
Federal Funds	\$0		\$0		\$0		\$0		N/A	

Colorado Department of Treasury
 FY 2012-13 Budget Cycle
 Schedule 3

(2) UNCLAIMED PROPERTY PROGRAM; Promotion and Correspondence

	FY 2009-10		FY 2010-11		FY 2011-12		FY 2011-12		FY 2012-13	
	Actuals	FTE	Actuals	FTE	Appropriated	FTE	Estimate	FTE	Request	FTE
(Special Bill Short Title)										
Total Funds	\$0	0.0	\$0	0.0	\$0	0.0	\$0	0.0		N/A
General Fund	\$0		\$0		\$0		\$0			N/A
General Fund Exempt	\$0		\$0		\$0		\$0			N/A
Cash Funds	\$0		\$0		\$0		\$0			N/A
Cash Funds Exempt / Reappropriated Funds	\$0		\$0		\$0		\$0			N/A
Federal Funds	\$0		\$0		\$0		\$0			N/A

Total Appropriation

Total Funds	\$200,000	0.0	\$200,000	0.0	\$200,000	0.0	\$200,000	0.0	\$200,000	0.0
General Fund	\$0		\$0		\$0		\$0		\$0	
General Fund Exempt	\$0		\$0		\$0		\$0		\$0	
Cash Funds	\$200,000		\$200,000		\$200,000		\$200,000		\$200,000	
Cash Funds Exempt / Reappropriated Funds	\$0		\$0		\$0		\$0		\$0	
Federal Funds	\$0		\$0		\$0		\$0		\$0	

Year-End Transfers

Total Funds	\$0		\$0		N/A		N/A		N/A	
General Fund	\$0		\$0		N/A		N/A		N/A	
General Fund Exempt	\$0		\$0		N/A		N/A		N/A	
Cash Funds	\$0		\$0		N/A		N/A		N/A	
Cash Funds Exempt / Reappropriated Funds	\$0		\$0		N/A		N/A		N/A	
Federal Funds	\$0		\$0		N/A		N/A		N/A	

POTS Expenditures / Allocation

Total Funds	\$0		\$0		N/A		\$0		N/A	
General Fund	\$0		\$0		N/A		\$0		N/A	
General Fund Exempt	\$0		\$0		N/A		\$0		N/A	
Cash Funds	\$0		\$0		N/A		\$0		N/A	
Cash Funds Exempt / Reappropriated Funds	\$0		\$0		N/A		\$0		N/A	
Federal Funds	\$0		\$0		N/A		\$0		N/A	

Colorado Department of Treasury
 FY 2012-13 Budget Cycle
 Schedule 3

(2) UNCLAIMED PROPERTY PROGRAM; Promotion and Correspondence

	FY 2009-10		FY 2010-11		FY 2011-12		FY 2011-12		FY 2012-13	
	Actuals	FTE	Actuals	FTE	Appropriated	FTE	Estimate	FTE	Request	FTE
Roll-Forward										
Total Funds	\$0		\$0		N/A		N/A		N/A	
General Fund	\$0		\$0		N/A		N/A		N/A	
General Fund Exempt	\$0		\$0		N/A		N/A		N/A	
Cash Funds	\$0		\$0		N/A		N/A		N/A	
Cash Funds Exempt / Reappropriated Funds	\$0		\$0		N/A		N/A		N/A	
Federal Funds	\$0		\$0		N/A		N/A		N/A	

1331 Supplemental #1 (Short Title)

Total Funds	N/A	N/A	N/A	N/A	N/A	N/A	\$0	0.0	N/A	N/A
General Fund	N/A		N/A		N/A		\$0		N/A	
General Fund Exempt	N/A		N/A		N/A		\$0		N/A	
Cash Funds	N/A		N/A		N/A		\$0		N/A	
Cash Funds Exempt / Reappropriated Funds	N/A		N/A		N/A		\$0		N/A	
Federal Funds	N/A		N/A		N/A		\$0		N/A	

Request Year Base and Other Adjustments (see Reconciliation for details)

Total Funds	N/A	N/A	N/A	N/A	N/A	N/A	N/A	N/A	\$0	0.0
General Fund	N/A		N/A		N/A		N/A		\$0	
General Fund Exempt	N/A		N/A		N/A		N/A		\$0	
Cash Funds	N/A		N/A		N/A		N/A		\$0	
Cash Funds Exempt / Reappropriated Funds	N/A		N/A		N/A		N/A		\$0	
Federal Funds	N/A		N/A		N/A		N/A		\$0	

Total Spending Authority / Request

Total Funds	\$200,000	0.0	\$200,000	0.0	\$200,000	0.0	\$200,000	0.0	\$200,000	0.0
General Fund	\$0		\$0		\$0		\$0		\$0	
General Fund Exempt	\$0		\$0		\$0		\$0		\$0	
Cash Funds	\$200,000		\$200,000		\$200,000		\$200,000		\$200,000	
Cash Funds Exempt / Reappropriated Funds	\$0		\$0		\$0		\$0		\$0	
Federal Funds	\$0		\$0		\$0		\$0		\$0	

Colorado Department of Treasury
 FY 2012-13 Budget Cycle
 Schedule 3

(2) UNCLAIMED PROPERTY PROGRAM; Promotion and Correspondence

	FY 2009-10		FY 2010-11		FY 2011-12		FY 2011-12		FY 2012-13	
	Actuals	FTE	Actuals	FTE	Appropriated	FTE	Estimate	FTE	Request	FTE
Expenditures										
Total Funds	\$140,130	0.0	\$199,246	0.0	N/A	N/A	N/A	N/A	N/A	N/A
General Fund	\$0		\$0		N/A		N/A		N/A	
General Fund Exempt	\$0		\$0		N/A		N/A		N/A	
Cash Funds	\$140,130		\$199,246		N/A		N/A		N/A	
Cash Funds Exempt / Reappropriated Funds	\$0		\$0		N/A		N/A		N/A	
Federal Funds	\$0		\$0		N/A		N/A		N/A	
Under/(Over) Expenditures										
Total Funds	\$59,870	0.0	\$754	0.0	N/A	N/A	N/A	N/A	N/A	N/A
General Fund	\$0		\$0		N/A		N/A		N/A	
General Fund Exempt	\$0		\$0		N/A		N/A		N/A	
Cash Funds	\$59,870		\$754		N/A		N/A		N/A	
Cash Funds Exempt / Reappropriated Funds	\$0		\$0		N/A		N/A		N/A	
Federal Funds	\$0		\$0		N/A		N/A		N/A	

Colorado Department of Treasury
 FY 2012-13 Budget Cycle
 Schedule 3

(2) UNCLAIMED PROPERTY PROGRAM; Leased Space

	FY 2009-10		FY 2010-11		FY 2011-12		FY 2011-12		FY 2012-13	
	Actuals	FTE	Actuals	FTE	Appropriated	FTE	Estimate	FTE	Request	FTE
SB 09-259, HB 10-1376, SB 11-209 (Long Bill)										
Total Funds	\$50,257	0.0	\$51,990	0.0	\$53,723	0.0	\$53,723	0.0	\$55,456	0.0
General Fund	\$0		\$0		\$0		\$0		\$0	
General Fund Exempt	\$0		\$0		\$0		\$0		\$0	
Cash Funds	\$50,257		\$51,990		\$53,723		\$53,723		\$55,456	
Cash Funds Exempt / Reappropriated Funds	\$0		\$0		\$0		\$0		\$0	
Federal Funds	\$0		\$0		\$0		\$0		\$0	

(Agency Supplemental Bill)

Total Funds	\$0	0.0	\$0	0.0	N/A	N/A	N/A	N/A	N/A	N/A
General Fund	\$0		\$0		N/A		N/A		N/A	
General Fund Exempt	\$0		\$0		N/A		N/A		N/A	
Cash Funds	\$0		\$0		N/A		N/A		N/A	
Cash Funds Exempt / Reappropriated Funds	\$0		\$0		\$0		\$0		N/A	
Federal Funds	\$0		\$0		N/A		N/A		N/A	

(Long Bill Add-ons)

Total Funds	\$0	0.0	\$0	0.0	N/A	N/A	N/A	N/A	N/A	N/A
General Fund	\$0		\$0		N/A		N/A		N/A	
General Fund Exempt	\$0		\$0		N/A		N/A		N/A	
Cash Funds	\$0		\$0		N/A		N/A		N/A	
Cash Funds Exempt / Reappropriated Funds	\$0		\$0		\$0		\$0		N/A	
Federal Funds	\$0		\$0		N/A		N/A		N/A	

(Special Bill Short Title)

Total Funds	\$0	0.0	\$0	0.0	\$0	0.0	\$0	0.0	N/A	N/A
General Fund	\$0		\$0		\$0		\$0		N/A	
General Fund Exempt	\$0		\$0		\$0		\$0		N/A	
Cash Funds	\$0		\$0		\$0		\$0		N/A	
Cash Funds Exempt / Reappropriated Funds	\$0		\$0		\$0		\$0		N/A	
Federal Funds	\$0		\$0		\$0		\$0		N/A	

Colorado Department of Treasury
 FY 2012-13 Budget Cycle
 Schedule 3

(2) UNCLAIMED PROPERTY PROGRAM; Leased Space

	FY 2009-10		FY 2010-11		FY 2011-12		FY 2011-12		FY 2012-13	
	Actuals	FTE	Actuals	FTE	Appropriated	FTE	Estimate	FTE	Request	FTE
(Special Bill Short Title)										
Total Funds	\$0	0.0	\$0	0.0	\$0	0.0	\$0	0.0	N/A	N/A
General Fund	\$0		\$0		\$0		\$0		N/A	
General Fund Exempt	\$0		\$0		\$0		\$0		N/A	
Cash Funds	\$0		\$0		\$0		\$0		N/A	
Cash Funds Exempt / Reappropriated Funds	\$0		\$0		\$0		\$0		N/A	
Federal Funds	\$0		\$0		\$0		\$0		N/A	

Total Appropriation

Total Funds	\$50,257	0.0	\$51,990	0.0	\$53,723	0.0	\$53,723	0.0	\$55,456	0.0
General Fund	\$0		\$0		\$0		\$0		\$0	
General Fund Exempt	\$0		\$0		\$0		\$0		\$0	
Cash Funds	\$50,257		\$51,990		\$53,723		\$53,723		\$55,456	
Cash Funds Exempt / Reappropriated Funds	\$0		\$0		\$0		\$0		\$0	
Federal Funds	\$0		\$0		\$0		\$0		\$0	

Year-End Transfers

Total Funds	\$0		\$0		N/A		N/A		N/A	
General Fund	\$0		\$0		N/A		N/A		N/A	
General Fund Exempt	\$0		\$0		N/A		N/A		N/A	
Cash Funds	\$0		\$0		N/A		N/A		N/A	
Cash Funds Exempt / Reappropriated Funds	\$0		\$0		N/A		N/A		N/A	
Federal Funds	\$0		\$0		N/A		N/A		N/A	

POTS Expenditures / Allocation

Total Funds	\$0		\$0		N/A		\$0		N/A	
General Fund	\$0		\$0		N/A		\$0		N/A	
General Fund Exempt	\$0		\$0		N/A		\$0		N/A	
Cash Funds	\$0		\$0		N/A		\$0		N/A	
Cash Funds Exempt / Reappropriated Funds	\$0		\$0		N/A		\$0		N/A	
Federal Funds	\$0		\$0		N/A		\$0		N/A	

Colorado Department of Treasury
FY 2012-13 Budget Cycle
Schedule 3

(2) UNCLAIMED PROPERTY PROGRAM; Leased Space

	FY 2009-10		FY 2010-11		FY 2011-12		FY 2011-12		FY 2012-13	
	Actuals	FTE	Actuals	FTE	Appropriated	FTE	Estimate	FTE	Request	FTE
Roll-Forward										
Total Funds	\$0		\$0		N/A		N/A		N/A	
General Fund	\$0		\$0		N/A		N/A		N/A	
General Fund Exempt	\$0		\$0		N/A		N/A		N/A	
Cash Funds	\$0		\$0		N/A		N/A		N/A	
Cash Funds Exempt / Reappropriated Funds	\$0		\$0		N/A		N/A		N/A	
Federal Funds	\$0		\$0		N/A		N/A		N/A	
1331 Supplemental #1 (Short Title)										
Total Funds	N/A	N/A	N/A	N/A	N/A	N/A	\$0	0.0	N/A	N/A
General Fund	N/A		N/A		N/A		\$0		N/A	
General Fund Exempt	N/A		N/A		N/A		\$0		N/A	
Cash Funds	N/A		N/A		N/A		\$0		N/A	
Cash Funds Exempt / Reappropriated Funds	N/A		N/A		N/A		\$0		N/A	
Federal Funds	N/A		N/A		N/A		\$0		N/A	
Request Year Base and Other Adjustments (see Reconciliation for details)										
Total Funds	N/A	N/A	N/A	N/A	N/A	N/A	N/A	N/A	\$0	0.0
General Fund	N/A		N/A		N/A		N/A		\$0	
General Fund Exempt	N/A		N/A		N/A		N/A		\$0	
Cash Funds	N/A		N/A		N/A		N/A		\$0	
Cash Funds Exempt / Reappropriated Funds	N/A		N/A		N/A		N/A		\$0	
Federal Funds	N/A		N/A		N/A		N/A		\$0	
Total Spending Authority / Request										
Total Funds	\$50,257	0.0	\$51,990	0.0	\$53,723	0.0	\$53,723	0.0	\$55,456	0.0
General Fund	\$0		\$0		\$0		\$0		\$0	
General Fund Exempt	\$0		\$0		\$0		\$0		\$0	
Cash Funds	\$50,257		\$51,990		\$53,723		\$53,723		\$55,456	
Cash Funds Exempt / Reappropriated Funds	\$0		\$0		\$0		\$0		\$0	
Federal Funds	\$0		\$0		\$0		\$0		\$0	

Colorado Department of Treasury
 FY 2012-13 Budget Cycle
 Schedule 3

(2) UNCLAIMED PROPERTY PROGRAM; Leased Space

	FY 2009-10		FY 2010-11		FY 2011-12		FY 2011-12		FY 2012-13	
	Actuals	FTE	Actuals	FTE	Appropriated	FTE	Estimate	FTE	Request	FTE
Expenditures										
Total Funds	\$43,521	0.0	\$47,527	0.0	N/A	N/A	N/A	N/A	N/A	N/A
General Fund	\$0		\$0		N/A		N/A		N/A	
General Fund Exempt	\$0		\$0		N/A		N/A		N/A	
Cash Funds	\$43,521		\$47,527		N/A		N/A		N/A	
Cash Funds Exempt / Reappropriated Funds	\$0		\$0		N/A		N/A		N/A	
Federal Funds	\$0		\$0		N/A		N/A		N/A	
Under/(Over) Expenditures										
Total Funds	\$6,736	0.0	\$4,463	0.0	N/A	N/A	N/A	N/A	N/A	N/A
General Fund	\$0		\$0		N/A		N/A		N/A	
General Fund Exempt	\$0		\$0		N/A		N/A		N/A	
Cash Funds	\$6,736		\$4,463		N/A		N/A		N/A	
Cash Funds Exempt / Reappropriated Funds	\$0		\$0		N/A		N/A		N/A	
Federal Funds	\$0		\$0		N/A		N/A		N/A	

Colorado Department of Treasury
 FY 2012-13 Budget Cycle
 Schedule 3

(2) UNCLAIMED PROPERTY PROGRAM; Contract Auditor Services

	FY 2009-10		FY 2010-11		FY 2011-12		FY 2011-12		FY 2012-13	
	Actuals	FTE	Actuals	FTE	Appropriated	FTE	Estimate	FTE	Request	FTE
SB 09-259, HB 10-1376, SB 11-209 (Long Bill)										
Total Funds	\$800,000	0.0	\$800,000	0.0	\$800,000	0.0	\$800,000	0.0	\$800,000	0.0
General Fund	\$0		\$0		\$0		\$0		\$0	
General Fund Exempt	\$0		\$0		\$0		\$0		\$0	
Cash Funds	\$800,000		\$800,000		\$800,000		\$800,000		\$800,000	
Cash Funds Exempt / Reappropriated Funds	\$0		\$0		\$0		\$0		\$0	
Federal Funds	\$0		\$0		\$0		\$0		\$0	

(Agency Supplemental Bill)

Total Funds	\$0	0.0	\$0	0.0	N/A	N/A	N/A	N/A	N/A	N/A
General Fund	\$0		\$0		N/A		N/A		N/A	
General Fund Exempt	\$0		\$0		N/A		N/A		N/A	
Cash Funds	\$0		\$0		N/A		N/A		N/A	
Cash Funds Exempt / Reappropriated Funds	\$0		\$0		\$0		\$0		N/A	
Federal Funds	\$0		\$0		N/A		N/A		N/A	

(Long Bill Add-ons)

Total Funds	\$0	0.0	\$0	0.0	N/A	N/A	N/A	N/A	N/A	N/A
General Fund	\$0		\$0		N/A		N/A		N/A	
General Fund Exempt	\$0		\$0		N/A		N/A		N/A	
Cash Funds	\$0		\$0		N/A		N/A		N/A	
Cash Funds Exempt / Reappropriated Funds	\$0		\$0		\$0		\$0		N/A	
Federal Funds	\$0		\$0		N/A		N/A		N/A	

(Special Bill Short Title)

Total Funds	\$0	0.0	\$0	0.0	\$0	0.0	\$0	0.0	N/A	N/A
General Fund	\$0		\$0		\$0		\$0		N/A	
General Fund Exempt	\$0		\$0		\$0		\$0		N/A	
Cash Funds	\$0		\$0		\$0		\$0		N/A	
Cash Funds Exempt / Reappropriated Funds	\$0		\$0		\$0		\$0		N/A	
Federal Funds	\$0		\$0		\$0		\$0		N/A	

Colorado Department of Treasury
 FY 2012-13 Budget Cycle
 Schedule 3

(2) UNCLAIMED PROPERTY PROGRAM; Contract Auditor Services

(Special Bill Short Title)	FY 2009-10		FY 2010-11		FY 2011-12		FY 2011-12		FY 2012-13	
	Actuals	FTE	Actuals	FTE	Appropriated	FTE	Estimate	FTE	Request	FTE
Total Funds	\$0	0.0	\$0	0.0	\$0	0.0	\$0	0.0	N/A	N/A
General Fund	\$0		\$0		\$0		\$0		N/A	
General Fund Exempt	\$0		\$0		\$0		\$0		N/A	
Cash Funds	\$0		\$0		\$0		\$0		N/A	
Cash Funds Exempt / Reappropriated Funds	\$0		\$0		\$0		\$0		N/A	
Federal Funds	\$0		\$0		\$0		\$0		N/A	

Total Appropriation

Total Funds	\$800,000	0.0	\$800,000	0.0	\$800,000	0.0	\$800,000	0.0	\$800,000	0.0
General Fund	\$0		\$0		\$0		\$0		\$0	
General Fund Exempt	\$0		\$0		\$0		\$0		\$0	
Cash Funds	\$800,000		\$800,000		\$800,000		\$800,000		\$800,000	
Cash Funds Exempt / Reappropriated Funds	\$0		\$0		\$0		\$0		\$0	
Federal Funds	\$0		\$0		\$0		\$0		\$0	

Year-End Transfers

Total Funds	\$0		\$0		N/A		N/A		N/A	
General Fund	\$0		\$0		N/A		N/A		N/A	
General Fund Exempt	\$0		\$0		N/A		N/A		N/A	
Cash Funds	\$0		\$0		N/A		N/A		N/A	
Cash Funds Exempt / Reappropriated Funds	\$0		\$0		N/A		N/A		N/A	
Federal Funds	\$0		\$0		N/A		N/A		N/A	

POTS Expenditures / Allocation

Total Funds	\$0		\$0		N/A		\$0		N/A	
General Fund	\$0		\$0		N/A		\$0		N/A	
General Fund Exempt	\$0		\$0		N/A		\$0		N/A	
Cash Funds	\$0		\$0		N/A		\$0		N/A	
Cash Funds Exempt / Reappropriated Funds	\$0		\$0		N/A		\$0		N/A	
Federal Funds	\$0		\$0		N/A		\$0		N/A	

Colorado Department of Treasury
 FY 2012-13 Budget Cycle
 Schedule 3

(2) UNCLAIMED PROPERTY PROGRAM; Contract Auditor Services

	FY 2009-10		FY 2010-11		FY 2011-12		FY 2011-12		FY 2012-13	
	Actuals	FTE	Actuals	FTE	Appropriated	FTE	Estimate	FTE	Request	FTE

Roll-Forward

Total Funds	\$0		\$0		N/A		N/A		N/A	
General Fund	\$0		\$0		N/A		N/A		N/A	
General Fund Exempt	\$0		\$0		N/A		N/A		N/A	
Cash Funds	\$0		\$0		N/A		N/A		N/A	
Cash Funds Exempt / Reappropriated Funds	\$0		\$0		N/A		N/A		N/A	
Federal Funds	\$0		\$0		N/A		N/A		N/A	

1331 Supplemental #1 (Short Title)

Total Funds	N/A	N/A	N/A	N/A	N/A	N/A	\$0	0.0	N/A	N/A
General Fund	N/A		N/A		N/A		\$0		N/A	
General Fund Exempt	N/A		N/A		N/A		\$0		N/A	
Cash Funds	N/A		N/A		N/A		\$0		N/A	
Cash Funds Exempt / Reappropriated Funds	N/A		N/A		N/A		\$0		N/A	
Federal Funds	N/A		N/A		N/A		\$0		N/A	

Request Year Base and Other Adjustments (see Reconciliation for details)

Total Funds	N/A	N/A	N/A	N/A	N/A	N/A	N/A	N/A	\$0	0.0
General Fund	N/A		N/A		N/A		N/A		\$0	
General Fund Exempt	N/A		N/A		N/A		N/A		\$0	
Cash Funds	N/A		N/A		N/A		N/A		\$0	
Cash Funds Exempt / Reappropriated Funds	N/A		N/A		N/A		N/A		\$0	
Federal Funds	N/A		N/A		N/A		N/A		\$0	

Total Spending Authority / Request

Total Funds	\$800,000	0.0	\$800,000	0.0	\$800,000	0.0	\$800,000	0.0	\$800,000	0.0
General Fund	\$0		\$0		\$0		\$0		\$0	
General Fund Exempt	\$0		\$0		\$0		\$0		\$0	
Cash Funds	\$800,000		\$800,000		\$800,000		\$800,000		\$800,000	
Cash Funds Exempt / Reappropriated Funds	\$0		\$0		\$0		\$0		\$0	
Federal Funds	\$0		\$0		\$0		\$0		\$0	

Colorado Department of Treasury
 FY 2012-13 Budget Cycle
 Schedule 3

(2) UNCLAIMED PROPERTY PROGRAM; Contract Auditor Services

	FY 2009-10		FY 2010-11		FY 2011-12		FY 2011-12		FY 2012-13	
	Actuals	FTE	Actuals	FTE	Appropriated	FTE	Estimate	FTE	Request	FTE
Expenditures										
Total Funds	\$530,633	0.0	\$296,789	0.0	N/A	N/A	N/A	N/A	N/A	N/A
General Fund	\$0		\$0		N/A		N/A		N/A	
General Fund Exempt	\$0		\$0		N/A		N/A		N/A	
Cash Funds	\$530,633		\$296,789		N/A		N/A		N/A	
Cash Funds Exempt / Reappropriated Funds	\$0		\$0		N/A		N/A		N/A	
Federal Funds	\$0		\$0		N/A		N/A		N/A	
Under/(Over) Expenditures										
Total Funds	\$269,367	0.0	\$503,211	0.0	N/A	N/A	N/A	N/A	N/A	N/A
General Fund	\$0		\$0		N/A		N/A		N/A	
General Fund Exempt	\$0		\$0		N/A		N/A		N/A	
Cash Funds	\$269,367		\$503,211		N/A		N/A		N/A	
Cash Funds Exempt / Reappropriated Funds	\$0		\$0		N/A		N/A		N/A	
Federal Funds	\$0		\$0		N/A		N/A		N/A	

Colorado Department of Treasury
FY 2012-13 Budget Cycle
Schedule 3

(3) SPECIAL PURPOSE; Senior Citizen and Disabled Veteran Property Tax

	FY 2009-10		FY 2010-11		FY 2011-12		FY 2011-12		FY 2012-13	
	Actuals	FTE	Actuals	FTE	Appropriated	FTE	Estimate	FTE	Request	FTE
SB 09-259, HB 10-1376, SB 11-209 (Long Bill)										
Total Funds	\$91,400,000	0.0	\$93,400,000	0.0	\$1,700,000	0.0	\$1,700,000	0.0	\$95,900,000	0.0
General Fund	\$91,400,000		\$93,400,000		\$1,700,000		\$1,700,000		\$95,900,000	
General Fund Exempt	\$0		\$0		\$0		\$0		\$0	
Cash Funds	\$0		\$0		\$0		\$0		\$0	
Cash Funds Exempt / Reappropriated Funds	\$0		\$0		\$0		\$0		\$0	
Federal Funds	\$0		\$0		\$0		\$0		\$0	

(Agency Supplemental Bill)										
Total Funds	\$0	0.0	\$0	0.0	N/A	N/A	N/A	N/A	N/A	N/A
General Fund	\$0		\$0		N/A		N/A		N/A	
General Fund Exempt	\$0		\$0		N/A		N/A		N/A	
Cash Funds	\$0		\$0		N/A		N/A		N/A	
Cash Funds Exempt / Reappropriated Funds	\$0		\$0		\$0		\$0		N/A	
Federal Funds	\$0		\$0		N/A		N/A		N/A	

(Long Bill Add-ons)										
Total Funds	\$0	0.0	\$0	0.0	N/A	N/A	N/A	N/A	N/A	N/A
General Fund	\$0		\$0		N/A		N/A		N/A	
General Fund Exempt	\$0		\$0		N/A		N/A		N/A	
Cash Funds	\$0		\$0		N/A		N/A		N/A	
Cash Funds Exempt / Reappropriated Funds	\$0		\$0		\$0		\$0		N/A	
Federal Funds	\$0		\$0		N/A		N/A		N/A	

SB 09-276, SB 10-190 (Suspend Property Tax Exemptions for Qualifying Seniors)										
Total Funds	(\$90,400,000)	0.0	(\$91,729,198)	0.0	\$0	0.0	\$0	0.0	N/A	N/A
General Fund	(\$90,400,000)		(\$91,729,198)		\$0		\$0		N/A	
General Fund Exempt	\$0		\$0		\$0		\$0		N/A	
Cash Funds	\$0		\$0		\$0		\$0		N/A	
Cash Funds Exempt / Reappropriated Funds	\$0		\$0		\$0		\$0		N/A	
Federal Funds	\$0		\$0		\$0		\$0		N/A	

Colorado Department of Treasury
 FY 2012-13 Budget Cycle
 Schedule 3

(3) SPECIAL PURPOSE; Senior Citizen and Disabled Veteran Property Tax

	FY 2009-10		FY 2010-11		FY 2011-12		FY 2011-12		FY 2012-13	
	Actuals	FTE	Actuals	FTE	Appropriated	FTE	Estimate	FTE	Request	FTE
(Special Bill Short Title)										
Total Funds	\$0	0.0	\$0	0.0	\$0	0.0	\$0	0.0	N/A	N/A
General Fund	\$0		\$0		\$0		\$0		N/A	
General Fund Exempt	\$0		\$0		\$0		\$0		N/A	
Cash Funds	\$0		\$0		\$0		\$0		N/A	
Cash Funds Exempt / Reappropriated Funds	\$0		\$0		\$0		\$0		N/A	
Federal Funds	\$0		\$0		\$0		\$0		N/A	

Total Appropriation

Total Funds	\$1,000,000	0.0	\$1,670,802	0.0	\$1,700,000	0.0	\$1,700,000	0.0	\$95,900,000	0.0
General Fund	\$1,000,000		\$1,670,802		\$1,700,000		\$1,700,000		\$95,900,000	
General Fund Exempt	\$0		\$0		\$0		\$0		\$0	
Cash Funds	\$0		\$0		\$0		\$0		\$0	
Cash Funds Exempt / Reappropriated Funds	\$0		\$0		\$0		\$0		\$0	
Federal Funds	\$0		\$0		\$0		\$0		\$0	

Year-End Transfers

Total Funds	\$334,855		\$0		N/A		N/A		N/A	
General Fund	\$334,855		\$0		N/A		N/A		N/A	
General Fund Exempt	\$0		\$0		N/A		N/A		N/A	
Cash Funds	\$0		\$0		N/A		N/A		N/A	
Cash Funds Exempt / Reappropriated Funds	\$0		\$0		N/A		N/A		N/A	
Federal Funds	\$0		\$0		N/A		N/A		N/A	

POTS Expenditures / Allocation

Total Funds	\$0		\$0		N/A		\$0		N/A	
General Fund	\$0		\$0		N/A		\$0		N/A	
General Fund Exempt	\$0		\$0		N/A		\$0		N/A	
Cash Funds	\$0		\$0		N/A		\$0		N/A	
Cash Funds Exempt / Reappropriated Funds	\$0		\$0		N/A		\$0		N/A	
Federal Funds	\$0		\$0		N/A		\$0		N/A	

Colorado Department of Treasury
 FY 2012-13 Budget Cycle
 Schedule 3

(3) SPECIAL PURPOSE; Senior Citizen and Disabled Veteran Property Tax

	FY 2009-10		FY 2010-11		FY 2011-12		FY 2011-12		FY 2012-13	
	Actuals	FTE	Actuals	FTE	Appropriated	FTE	Estimate	FTE	Request	FTE
Roll-Forward										
Total Funds	\$0		\$0		N/A		N/A		N/A	
General Fund	\$0		\$0		N/A		N/A		N/A	
General Fund Exempt	\$0		\$0		N/A		N/A		N/A	
Cash Funds	\$0		\$0		N/A		N/A		N/A	
Cash Funds Exempt / Reappropriated Funds	\$0		\$0		N/A		N/A		N/A	
Federal Funds	\$0		\$0		N/A		N/A		N/A	
1331 Supplemental #1 (Short Title)										
Total Funds	N/A	N/A	N/A	N/A	N/A	N/A	\$0	0.0	N/A	N/A
General Fund	N/A		N/A		N/A		\$0		N/A	
General Fund Exempt	N/A		N/A		N/A		\$0		N/A	
Cash Funds	N/A		N/A		N/A		\$0		N/A	
Cash Funds Exempt / Reappropriated Funds	N/A		N/A		N/A		\$0		N/A	
Federal Funds	N/A		N/A		N/A		\$0		N/A	
Request Year Base and Other Adjustments (see Reconciliation for details)										
Total Funds	N/A	N/A	N/A	N/A	N/A	N/A	N/A	N/A	\$0	0.0
General Fund	N/A		N/A		N/A		N/A		\$0	
General Fund Exempt	N/A		N/A		N/A		N/A		\$0	
Cash Funds	N/A		N/A		N/A		N/A		\$0	
Cash Funds Exempt / Reappropriated Funds	N/A		N/A		N/A		N/A		\$0	
Federal Funds	N/A		N/A		N/A		N/A		\$0	
Total Spending Authority / Request										
Total Funds	\$1,334,855	0.0	\$1,670,802	0.0	\$1,700,000	0.0	\$1,700,000	0.0	\$95,900,000	0.0
General Fund	\$1,334,855		\$1,670,802		\$1,700,000		\$1,700,000		\$95,900,000	
General Fund Exempt	\$0		\$0		\$0		\$0		\$0	
Cash Funds	\$0		\$0		\$0		\$0		\$0	
Cash Funds Exempt / Reappropriated Funds	\$0		\$0		\$0		\$0		\$0	
Federal Funds	\$0		\$0		\$0		\$0		\$0	

Colorado Department of Treasury
 FY 2012-13 Budget Cycle
 Schedule 3

(3) SPECIAL PURPOSE; Senior Citizen and Disabled Veteran Property Tax

	FY 2009-10		FY 2010-11		FY 2011-12		FY 2011-12		FY 2012-13	
	Actuals	FTE	Actuals	FTE	Appropriated	FTE	Estimate	FTE	Request	FTE
Expenditures										
Total Funds	\$1,333,604	0.0	\$1,574,580	0.0	N/A	N/A	N/A	N/A	N/A	N/A
General Fund	\$1,333,604		\$1,574,580		N/A		N/A		N/A	
General Fund Exempt	\$0		\$0		N/A		N/A		N/A	
Cash Funds	\$0		\$0		N/A		N/A		N/A	
Cash Funds Exempt / Reappropriated Funds	\$0		\$0		N/A		N/A		N/A	
Federal Funds	\$0		\$0		N/A		N/A		N/A	
Under/(Over) Expenditures										
Total Funds	\$1,251	0.0	\$96,222	0.0	N/A	N/A	N/A	N/A	N/A	N/A
General Fund	\$1,251		\$96,222		N/A		N/A		N/A	
General Fund Exempt	\$0		\$0		N/A		N/A		N/A	
Cash Funds	\$0		\$0		N/A		N/A		N/A	
Cash Funds Exempt / Reappropriated Funds	\$0		\$0		N/A		N/A		N/A	
Federal Funds	\$0		\$0		N/A		N/A		N/A	

Colorado Department of Treasury
 FY 2012-13 Budget Cycle
 Schedule 3

(3) SPECIAL PURPOSE; CoverColorado

	FY 2009-10		FY 2010-11		FY 2011-12		FY 2011-12		FY 2012-13	
	Actuals	FTE	Actuals	FTE	Appropriated	FTE	Estimate	FTE	Request	FTE
SB 09-259, HB 10-1376, SB 11-209 (Long Bill)										
Total Funds	\$27,000,000	0.0	\$34,000,000	0.0	\$41,000,000	0.0	\$41,000,000	0.0	\$41,000,000	0.0
General Fund	\$0		\$0		\$0		\$0		\$0	
General Fund Exempt	\$0		\$0		\$0		\$0		\$0	
Cash Funds	\$27,000,000		\$34,000,000		\$41,000,000		\$41,000,000		\$41,000,000	
Cash Funds Exempt / Reappropriated Funds	\$0		\$0		\$0		\$0		\$0	
Federal Funds	\$0		\$0		\$0		\$0		\$0	

(Agency Supplemental Bill)

Total Funds	\$0	0.0	\$0	0.0	N/A	N/A	N/A	N/A	N/A	N/A
General Fund	\$0		\$0		N/A		N/A		N/A	
General Fund Exempt	\$0		\$0		N/A		N/A		N/A	
Cash Funds	\$0		\$0		N/A		N/A		N/A	
Cash Funds Exempt / Reappropriated Funds	\$0		\$0		\$0		\$0		N/A	
Federal Funds	\$0		\$0		N/A		N/A		N/A	

(Long Bill Add-ons)

Total Funds	\$0	0.0	\$0	0.0	N/A	N/A	N/A	N/A	N/A	N/A
General Fund	\$0		\$0		N/A		N/A		N/A	
General Fund Exempt	\$0		\$0		N/A		N/A		N/A	
Cash Funds	\$0		\$0		N/A		N/A		N/A	
Cash Funds Exempt / Reappropriated Funds	\$0		\$0		\$0		\$0		N/A	
Federal Funds	\$0		\$0		N/A		N/A		N/A	

SB 07-049 (Concerning the Availability of Supplemental Insurance Under CoverColorado)

Total Funds	\$0	0.0	\$0	0.0	\$0	0.0	\$0	0.0	N/A	N/A
General Fund	\$0		\$0		\$0		\$0		N/A	
General Fund Exempt	\$0		\$0		\$0		\$0		N/A	
Cash Funds	\$0		\$0		\$0		\$0		N/A	
Cash Funds Exempt / Reappropriated Funds	\$0		\$0		\$0		\$0		N/A	
Federal Funds	\$0		\$0		\$0		\$0		N/A	

Colorado Department of Treasury
FY 2012-13 Budget Cycle
Schedule 3

(3) SPECIAL PURPOSE; CoverColorado

	FY 2009-10		FY 2010-11		FY 2011-12		FY 2011-12		FY 2012-13		
	Actuals	FTE	Actuals	FTE	Appropriated	FTE	Estimate	FTE	Request	FTE	
HB 08-1390 (CoverColorado Long-Term Funding)											
Total Funds	\$0	0.0	\$0	0.0	\$0	0.0	\$0	0.0		N/A	N/A
General Fund	\$0		\$0		\$0		\$0			N/A	
General Fund Exempt	\$0		\$0		\$0		\$0			N/A	
Cash Funds	\$0		\$0		\$0		\$0			N/A	
Cash Funds Exempt / Reappropriated Funds	\$0		\$0		\$0		\$0			N/A	
Federal Funds	\$0		\$0		\$0		\$0			N/A	

Total Appropriation

Total Funds	\$27,000,000	0.0	\$34,000,000	0.0	\$41,000,000	0.0	\$41,000,000	0.0	\$41,000,000	0.0
General Fund	\$0		\$0		\$0		\$0		\$0	
General Fund Exempt	\$0		\$0		\$0		\$0		\$0	
Cash Funds	\$27,000,000		\$34,000,000		\$41,000,000		\$41,000,000		\$41,000,000	
Cash Funds Exempt / Reappropriated Funds	\$0		\$0		\$0		\$0		\$0	
Federal Funds	\$0		\$0		\$0		\$0		\$0	

Year-End Transfers

Total Funds	\$0		\$0		N/A		N/A		N/A	
General Fund	\$0		\$0		N/A		N/A		N/A	
General Fund Exempt	\$0		\$0		N/A		N/A		N/A	
Cash Funds	\$0		\$0		N/A		N/A		N/A	
Cash Funds Exempt / Reappropriated Funds	\$0		\$0		N/A		N/A		N/A	
Federal Funds	\$0		\$0		N/A		N/A		N/A	

POTS Expenditures / Allocation

Total Funds	\$0		\$0		N/A		\$0		N/A	
General Fund	\$0		\$0		N/A		\$0		N/A	
General Fund Exempt	\$0		\$0		N/A		\$0		N/A	
Cash Funds	\$0		\$0		N/A		\$0		N/A	
Cash Funds Exempt / Reappropriated Funds	\$0		\$0		N/A		\$0		N/A	
Federal Funds	\$0		\$0		N/A		\$0		N/A	

Colorado Department of Treasury
FY 2012-13 Budget Cycle
Schedule 3

(3) SPECIAL PURPOSE; CoverColorado

	FY 2009-10		FY 2010-11		FY 2011-12		FY 2011-12		FY 2012-13	
	Actuals	FTE	Actuals	FTE	Appropriated	FTE	Estimate	FTE	Request	FTE
Roll-Forward										
Total Funds	\$0		\$0		N/A		N/A		N/A	
General Fund	\$0		\$0		N/A		N/A		N/A	
General Fund Exempt	\$0		\$0		N/A		N/A		N/A	
Cash Funds	\$0		\$0		N/A		N/A		N/A	
Cash Funds Exempt / Reappropriated Funds	\$0		\$0		N/A		N/A		N/A	
Federal Funds	\$0		\$0		N/A		N/A		N/A	

1331 Supplemental #1 (Short Title)

Total Funds	N/A	N/A	N/A	N/A	N/A	N/A	\$0	0.0	N/A	N/A
General Fund	N/A		N/A		N/A		\$0		N/A	
General Fund Exempt	N/A		N/A		N/A		\$0		N/A	
Cash Funds	N/A		N/A		N/A		\$0		N/A	
Cash Funds Exempt / Reappropriated Funds	N/A		N/A		N/A		\$0		N/A	
Federal Funds	N/A		N/A		N/A		\$0		N/A	

Request Year Base and Other Adjustments (see Reconciliation for details)

Total Funds	N/A	N/A	N/A	N/A	N/A	N/A	N/A	N/A	\$5,000,000	0.0
General Fund	N/A		N/A		N/A		N/A		\$0	
General Fund Exempt	N/A		N/A		N/A		N/A		\$0	
Cash Funds	N/A		N/A		N/A		N/A		\$5,000,000	
Cash Funds Exempt / Reappropriated Funds	N/A		N/A		N/A		N/A		\$0	
Federal Funds	N/A		N/A		N/A		N/A		\$0	

Total Spending Authority / Request

Total Funds	\$27,000,000	0.0	\$34,000,000	0.0	\$41,000,000	0.0	\$41,000,000	0.0	\$46,000,000	0.0
General Fund	\$0		\$0		\$0		\$0		\$0	
General Fund Exempt	\$0		\$0		\$0		\$0		\$0	
Cash Funds	\$27,000,000		\$34,000,000		\$41,000,000		\$41,000,000		\$46,000,000	
Cash Funds Exempt / Reappropriated Funds	\$0		\$0		\$0		\$0		\$0	
Federal Funds	\$0		\$0		\$0		\$0		\$0	

Colorado Department of Treasury
 FY 2012-13 Budget Cycle
 Schedule 3

(3) SPECIAL PURPOSE; CoverColorado

	FY 2009-10		FY 2010-11		FY 2011-12		FY 2011-12		FY 2012-13	
	Actuals	FTE	Actuals	FTE	Appropriated	FTE	Estimate	FTE	Request	FTE
Expenditures										
Total Funds	\$26,658,431	0.0	\$31,918,341	0.0	N/A	N/A	N/A	N/A	N/A	N/A
General Fund	\$0		\$0		N/A		N/A		N/A	
General Fund Exempt	\$0		\$0		N/A		N/A		N/A	
Cash Funds	\$26,658,431		\$31,918,341		N/A		N/A		N/A	
Cash Funds Exempt / Reappropriated Funds	\$0		\$0		N/A		N/A		N/A	
Federal Funds	\$0		\$0		N/A		N/A		N/A	
Under/(Over) Expenditures										
Total Funds	\$341,569	0.0	\$2,081,659	0.0	N/A	N/A	N/A	N/A	N/A	N/A
General Fund	\$0		\$0		N/A		N/A		N/A	
General Fund Exempt	\$0		\$0		N/A		N/A		N/A	
Cash Funds	\$341,569		\$2,081,659		N/A		N/A		N/A	
Cash Funds Exempt / Reappropriated Funds	\$0		\$0		N/A		N/A		N/A	
Federal Funds	\$0		\$0		N/A		N/A		N/A	

Colorado Department of Treasury
FY 2012-13 Budget Cycle
Schedule 3

(3) SPECIAL PURPOSE; Fire and Police Pension Association - Old Hire Plans

	FY 2009-10		FY 2010-11		FY 2011-12		FY 2011-12		FY 2012-13	
	Actuals	FTE	Actuals	FTE	Appropriated	FTE	Estimate	FTE	Request	FTE
SB 09-259, HB 10-1376, SB 11-209 (Long Bill)										
Total Funds	\$0	0.0	\$0	0.0	\$25,321,079	0.0	\$25,321,079	0.0	\$25,321,079	0.0
General Fund	\$0		\$0		\$0		\$0		\$0	
General Fund Exempt	\$0		\$0		\$25,321,079		\$25,321,079		\$25,321,079	
Cash Funds	\$0		\$0		\$0		\$0		\$0	
Cash Funds Exempt / Reappropriated Funds	\$0		\$0		\$0		\$0		\$0	
Federal Funds	\$0		\$0		\$0		\$0		\$0	

(Agency Supplemental Bil										
	Actuals	FTE	Actuals	FTE	Appropriated	FTE	Estimate	FTE	Request	FTE
Total Funds	\$0	0.0	\$0	0.0	N/A	N/A	N/A	N/A	N/A	N/A
General Fund	\$0		\$0		N/A		N/A		N/A	
General Fund Exempt	\$0		\$0		N/A		N/A		N/A	
Cash Funds	\$0		\$0		N/A		N/A		N/A	
Cash Funds Exempt / Reappropriated Funds	\$0		\$0		\$0		\$0		N/A	
Federal Funds	\$0		\$0		N/A		N/A		N/A	

(Long Bill Add-ons)										
	Actuals	FTE	Actuals	FTE	Appropriated	FTE	Estimate	FTE	Request	FTE
Total Funds	\$0	0.0	\$0	0.0	N/A	N/A	N/A	N/A	N/A	N/A
General Fund	\$0		\$0		N/A		N/A		N/A	
General Fund Exempt	\$0		\$0		N/A		N/A		N/A	
Cash Funds	\$0		\$0		N/A		N/A		N/A	
Cash Funds Exempt / Reappropriated Funds	\$0		\$0		\$0		\$0		N/A	
Federal Funds	\$0		\$0		N/A		N/A		N/A	

SB 11-221 (Old Hire FPPA Plans State Contributions)										
	Actuals	FTE	Actuals	FTE	Appropriated	FTE	Estimate	FTE	Request	FTE
Total Funds	\$0	0.0	\$0	0.0	(\$20,000,000)	0.0	(\$20,000,000)	0.0	N/A	N/A
General Fund	\$0		\$0		\$0		\$0		N/A	
General Fund Exempt	\$0		\$0		(\$20,000,000)		(\$20,000,000)		N/A	
Cash Funds	\$0		\$0		\$0		\$0		N/A	
Cash Funds Exempt / Reappropriated Funds	\$0		\$0		\$0		\$0		N/A	
Federal Funds	\$0		\$0		\$0		\$0		N/A	

Colorado Department of Treasury
 FY 2012-13 Budget Cycle
 Schedule 3

(3) SPECIAL PURPOSE; Fire and Police Pension Association - Old Hire Plans

	FY 2009-10		FY 2010-11		FY 2011-12		FY 2011-12		FY 2012-13	
	Actuals	FTE	Actuals	FTE	Appropriated	FTE	Estimate	FTE	Request	FTE
(Special Bill Short Title)										
Total Funds	\$0	0.0	\$0	0.0	\$0	0.0	\$0	0.0		N/A
General Fund	\$0		\$0		\$0		\$0			N/A
General Fund Exempt	\$0		\$0		\$0		\$0			N/A
Cash Funds	\$0		\$0		\$0		\$0			N/A
Cash Funds Exempt / Reappropriated Funds	\$0		\$0		\$0		\$0			N/A
Federal Funds	\$0		\$0		\$0		\$0			N/A

Total Appropriation

Total Funds	\$0	0.0	\$0	0.0	\$5,321,079	0.0	\$5,321,079	0.0	\$25,321,079	0.0
General Fund	\$0		\$0		\$0		\$0		\$0	
General Fund Exempt	\$0		\$0		\$5,321,079		\$5,321,079		\$25,321,079	
Cash Funds	\$0		\$0		\$0		\$0		\$0	
Cash Funds Exempt / Reappropriated Funds	\$0		\$0		\$0		\$0		\$0	
Federal Funds	\$0		\$0		\$0		\$0		\$0	

Year-End Transfers

Total Funds	\$0		\$0		N/A		N/A		N/A	
General Fund	\$0		\$0		N/A		N/A		N/A	
General Fund Exempt	\$0		\$0		N/A		N/A		N/A	
Cash Funds	\$0		\$0		N/A		N/A		N/A	
Cash Funds Exempt / Reappropriated Funds	\$0		\$0		N/A		N/A		N/A	
Federal Funds	\$0		\$0		N/A		N/A		N/A	

POTS Expenditures / Allocation

Total Funds	\$0		\$0		N/A		\$0		N/A	
General Fund	\$0		\$0		N/A		\$0		N/A	
General Fund Exempt	\$0		\$0		N/A		\$0		N/A	
Cash Funds	\$0		\$0		N/A		\$0		N/A	
Cash Funds Exempt / Reappropriated Funds	\$0		\$0		N/A		\$0		N/A	
Federal Funds	\$0		\$0		N/A		\$0		N/A	

Colorado Department of Treasury
 FY 2012-13 Budget Cycle
 Schedule 3

(3) SPECIAL PURPOSE; Fire and Police Pension Association - Old Hire Plans

	FY 2009-10		FY 2010-11		FY 2011-12		FY 2011-12		FY 2012-13	
	Actuals	FTE	Actuals	FTE	Appropriated	FTE	Estimate	FTE	Request	FTE
Roll-Forward										
Total Funds	\$0		\$0		N/A		N/A		N/A	
General Fund	\$0		\$0		N/A		N/A		N/A	
General Fund Exempt	\$0		\$0		N/A		N/A		N/A	
Cash Funds	\$0		\$0		N/A		N/A		N/A	
Cash Funds Exempt / Reappropriated Funds	\$0		\$0		N/A		N/A		N/A	
Federal Funds	\$0		\$0		N/A		N/A		N/A	
1331 Supplemental #1 (Short Title)										
Total Funds	N/A	N/A	N/A	N/A	N/A	N/A	\$0	0.0	N/A	N/A
General Fund	N/A		N/A		N/A		\$0		N/A	
General Fund Exempt	N/A		N/A		N/A		\$0		N/A	
Cash Funds	N/A		N/A		N/A		\$0		N/A	
Cash Funds Exempt / Reappropriated Funds	N/A		N/A		N/A		\$0		N/A	
Federal Funds	N/A		N/A		N/A		\$0		N/A	
Request Year Base and Other Adjustments (see Reconciliation for details)										
Total Funds	N/A	N/A	N/A	N/A	N/A	N/A	N/A	N/A	(\$15,321,079)	0.0
General Fund	N/A		N/A		N/A		N/A		\$0	
General Fund Exempt	N/A		N/A		N/A		N/A		(\$15,321,079)	
Cash Funds	N/A		N/A		N/A		N/A		\$0	
Cash Funds Exempt / Reappropriated Funds	N/A		N/A		N/A		N/A		\$0	
Federal Funds	N/A		N/A		N/A		N/A		\$0	
Total Spending Authority / Request										
Total Funds	\$0	0.0	\$0	0.0	\$5,321,079	0.0	\$5,321,079	0.0	\$10,000,000	0.0
General Fund	\$0		\$0		\$0		\$0		\$0	
General Fund Exempt	\$0		\$0		\$5,321,079		\$5,321,079		\$10,000,000	
Cash Funds	\$0		\$0		\$0		\$0		\$0	
Cash Funds Exempt / Reappropriated Funds	\$0		\$0		\$0		\$0		\$0	
Federal Funds	\$0		\$0		\$0		\$0		\$0	

Colorado Department of Treasury
 FY 2012-13 Budget Cycle
 Schedule 3

(3) SPECIAL PURPOSE; Fire and Police Pension Association - Old Hire Plans

	FY 2009-10		FY 2010-11		FY 2011-12		FY 2011-12		FY 2012-13	
	Actuals	FTE	Actuals	FTE	Appropriated	FTE	Estimate	FTE	Request	FTE
Expenditures										
Total Funds	\$0	0.0	\$0	0.0	N/A	N/A	N/A	N/A	N/A	N/A
General Fund	\$0		\$0		N/A		N/A		N/A	
General Fund Exempt	\$0		\$0		N/A		N/A		N/A	
Cash Funds	\$0		\$0		N/A		N/A		N/A	
Cash Funds Exempt / Reappropriated Funds	\$0		\$0		N/A		N/A		N/A	
Federal Funds	\$0		\$0		N/A		N/A		N/A	
Under/(Over) Expenditures										
Total Funds	\$0	0.0	\$0	0.0	N/A	N/A	N/A	N/A	N/A	N/A
General Fund	\$0		\$0		N/A		N/A		N/A	
General Fund Exempt	\$0		\$0		N/A		N/A		N/A	
Cash Funds	\$0		\$0		N/A		N/A		N/A	
Cash Funds Exempt / Reappropriated Funds	\$0		\$0		N/A		N/A		N/A	
Federal Funds	\$0		\$0		N/A		N/A		N/A	

Colorado Department of Treasury
 FY 2012-13 Budget Cycle
 Schedule 3

(3) SPECIAL PURPOSE; Highway Users Tax Fund - County Payments

	FY 2009-10		FY 2010-11		FY 2011-12		FY 2011-12		FY 2012-13	
	Actuals	FTE	Actuals	FTE	Appropriated	FTE	Estimate	FTE	Request	FTE
SB 09-259, HB 10-1376, SB 11-209 (Long Bill)										
Total Funds	\$159,528,684	0.0	\$186,811,000	0.0	\$186,797,920	0.0	\$183,908,587	0.0	\$186,797,920	0.0
General Fund	\$0		\$0		\$0		\$0		\$0	
General Fund Exempt	\$0		\$0		\$0		\$0		\$0	
Cash Funds	\$159,528,684		\$186,811,000		\$186,797,920		\$183,908,587		\$186,797,920	
Cash Funds Exempt / Reappropriated Funds	\$0		\$0		\$0		\$0		\$0	
Federal Funds	\$0		\$0		\$0		\$0		\$0	

(Agency Supplemental Bill)

Total Funds	\$0	0.0	\$0	0.0	N/A	N/A	N/A	N/A	N/A	N/A
General Fund	\$0		\$0		N/A		N/A		N/A	
General Fund Exempt	\$0		\$0		N/A		N/A		N/A	
Cash Funds	\$0		\$0		N/A		N/A		N/A	
Cash Funds Exempt / Reappropriated Funds	\$0		\$0		\$0		\$0		N/A	
Federal Funds	\$0		\$0		N/A		N/A		N/A	

(Long Bill Add-ons)

Total Funds	\$0	0.0	\$0	0.0	N/A	N/A	N/A	N/A	N/A	N/A
General Fund	\$0		\$0		N/A		N/A		N/A	
General Fund Exempt	\$0		\$0		N/A		N/A		N/A	
Cash Funds	\$0		\$0		N/A		N/A		N/A	
Cash Funds Exempt / Reappropriated Funds	\$0		\$0		\$0		\$0		N/A	
Federal Funds	\$0		\$0		N/A		N/A		N/A	

(Special Bill Short Title)

Total Funds	\$0	0.0	\$0	0.0	\$0	0.0	\$0	0.0	N/A	N/A
General Fund	\$0		\$0		\$0		\$0		N/A	
General Fund Exempt	\$0		\$0		\$0		\$0		N/A	
Cash Funds	\$0		\$0		\$0		\$0		N/A	
Cash Funds Exempt / Reappropriated Funds	\$0		\$0		\$0		\$0		N/A	
Federal Funds	\$0		\$0		\$0		\$0		N/A	

Colorado Department of Treasury
FY 2012-13 Budget Cycle
Schedule 3

(3) SPECIAL PURPOSE; Highway Users Tax Fund - County Payments

(Special Bill Short Title)	FY 2009-10		FY 2010-11		FY 2011-12		FY 2011-12		FY 2012-13	
	Actuals	FTE	Actuals	FTE	Appropriated	FTE	Estimate	FTE	Request	FTE
Total Funds	\$0	0.0	\$0	0.0	\$0	0.0	\$0	0.0	N/A	N/A
General Fund	\$0		\$0		\$0		\$0		N/A	
General Fund Exempt	\$0		\$0		\$0		\$0		N/A	
Cash Funds	\$0		\$0		\$0		\$0		N/A	
Cash Funds Exempt / Reappropriated Funds	\$0		\$0		\$0		\$0		N/A	
Federal Funds	\$0		\$0		\$0		\$0		N/A	

Total Appropriation

Total Funds	\$159,528,684	0.0	\$186,811,000	0.0	\$186,797,920	0.0	\$183,908,587	0.0	\$186,797,920	0.0
General Fund	\$0		\$0		\$0		\$0		\$0	
General Fund Exempt	\$0		\$0		\$0		\$0		\$0	
Cash Funds	\$159,528,684		\$186,811,000		\$186,797,920		\$183,908,587		\$186,797,920	
Cash Funds Exempt / Reappropriated Funds	\$0		\$0		\$0		\$0		\$0	
Federal Funds	\$0		\$0		\$0		\$0		\$0	

Year-End Transfers

Total Funds	\$23,408,529		\$0		N/A		N/A		N/A	
General Fund	\$0		\$0		N/A		N/A		N/A	
General Fund Exempt	\$0		\$0		N/A		N/A		N/A	
Cash Funds	\$23,408,529		\$0		N/A		N/A		N/A	
Cash Funds Exempt / Reappropriated Funds	\$0		\$0		N/A		N/A		N/A	
Federal Funds	\$0		\$0		N/A		N/A		N/A	

POTS Expenditures / Allocation

Total Funds	\$0		\$0		N/A		\$0		N/A	
General Fund	\$0		\$0		N/A		\$0		N/A	
General Fund Exempt	\$0		\$0		N/A		\$0		N/A	
Cash Funds	\$0		\$0		N/A		\$0		N/A	
Cash Funds Exempt / Reappropriated Funds	\$0		\$0		N/A		\$0		N/A	
Federal Funds	\$0		\$0		N/A		\$0		N/A	

Colorado Department of Treasury
FY 2012-13 Budget Cycle
Schedule 3

(3) SPECIAL PURPOSE; Highway Users Tax Fund - County Payments

	FY 2009-10		FY 2010-11		FY 2011-12		FY 2011-12		FY 2012-13	
	Actuals	FTE	Actuals	FTE	Appropriated	FTE	Estimate	FTE	Request	FTE

Roll-Forward

Total Funds	\$0		\$0		N/A		N/A		N/A	
General Fund	\$0		\$0		N/A		N/A		N/A	
General Fund Exempt	\$0		\$0		N/A		N/A		N/A	
Cash Funds	\$0		\$0		N/A		N/A		N/A	
Cash Funds Exempt / Reappropriated Funds	\$0		\$0		N/A		N/A		N/A	
Federal Funds	\$0		\$0		N/A		N/A		N/A	

1331 Supplemental #1 (Short Title)

Total Funds	N/A	N/A	N/A	N/A	N/A	N/A	\$0	0.0	N/A	N/A
General Fund	N/A		N/A		N/A		\$0		N/A	
General Fund Exempt	N/A		N/A		N/A		\$0		N/A	
Cash Funds	N/A		N/A		N/A		\$0		N/A	
Cash Funds Exempt / Reappropriated Funds	N/A		N/A		N/A		\$0		N/A	
Federal Funds	N/A		N/A		N/A		\$0		N/A	

Request Year Base and Other Adjustments (see Reconciliation for details)

Total Funds	N/A	N/A	N/A	N/A	N/A	N/A	N/A	N/A	\$3,179,650	0.0
General Fund	N/A		N/A		N/A		N/A		\$0	
General Fund Exempt	N/A		N/A		N/A		N/A		\$0	
Cash Funds	N/A		N/A		N/A		N/A		\$3,179,650	
Cash Funds Exempt / Reappropriated Funds	N/A		N/A		N/A		N/A		\$0	
Federal Funds	N/A		N/A		N/A		N/A		\$0	

Total Spending Authority / Request

Total Funds	\$182,937,213	0.0	\$186,811,000	0.0	\$186,797,920	0.0	\$183,908,587	0.0	\$189,977,570	0.0
General Fund	\$0		\$0		\$0		\$0		\$0	
General Fund Exempt	\$0		\$0		\$0		\$0		\$0	
Cash Funds	\$182,937,213		\$186,811,000		\$186,797,920		\$183,908,587		\$189,977,570	
Cash Funds Exempt / Reappropriated Funds	\$0		\$0		\$0		\$0		\$0	
Federal Funds	\$0		\$0		\$0		\$0		\$0	

Colorado Department of Treasury
 FY 2012-13 Budget Cycle
 Schedule 3

(3) SPECIAL PURPOSE; Highway Users Tax Fund - County Payments

	FY 2009-10		FY 2010-11		FY 2011-12		FY 2011-12		FY 2012-13	
	Actuals	FTE	Actuals	FTE	Appropriated	FTE	Estimate	FTE	Request	FTE
Expenditures										
Total Funds	\$182,937,213	0.0	\$185,391,721	0.0	N/A	N/A	N/A	N/A	N/A	N/A
General Fund	\$0		\$0		N/A		N/A		N/A	
General Fund Exempt	\$0		\$0		N/A		N/A		N/A	
Cash Funds	\$182,937,213		\$185,391,721		N/A		N/A		N/A	
Cash Funds Exempt / Reappropriated Funds	\$0		\$0		N/A		N/A		N/A	
Federal Funds	\$0		\$0		N/A		N/A		N/A	
Under/(Over) Expenditures										
Total Funds	\$0	0.0	\$1,419,279	0.0	N/A	N/A	N/A	N/A	N/A	N/A
General Fund	\$0		\$0		N/A		N/A		N/A	
General Fund Exempt	\$0		\$0		N/A		N/A		N/A	
Cash Funds	\$0		\$1,419,279		N/A		N/A		N/A	
Cash Funds Exempt / Reappropriated Funds	\$0		\$0		N/A		N/A		N/A	
Federal Funds	\$0		\$0		N/A		N/A		N/A	

Colorado Department of Treasury
 FY 2012-13 Budget Cycle
 Schedule 3

(3) SPECIAL PURPOSE; Highway Users Tax Fund - Municipality Payments

	FY 2009-10		FY 2010-11		FY 2011-12		FY 2011-12		FY 2012-13	
	Actuals	FTE	Actuals	FTE	Appropriated	FTE	Estimate	FTE	Request	FTE
SB 09-259, HB 10-1376, SB 11-209 (Long Bill)										
Total Funds	\$104,280,011	0.0	\$130,720,000	0.0	\$127,662,293	0.0	\$126,286,816	0.0	\$127,662,293	0.0
General Fund	\$0		\$0		\$0		\$0		\$0	
General Fund Exempt	\$0		\$0		\$0		\$0		\$0	
Cash Funds	\$104,280,011		\$130,720,000		\$127,662,293		\$126,286,816		\$127,662,293	
Cash Funds Exempt / Reappropriated Funds	\$0		\$0		\$0		\$0		\$0	
Federal Funds	\$0		\$0		\$0		\$0		\$0	

(Agency Supplemental Bill)

Total Funds	\$0	0.0	\$0	0.0	N/A	N/A	N/A	N/A	N/A	N/A
General Fund	\$0		\$0		N/A		N/A		N/A	
General Fund Exempt	\$0		\$0		N/A		N/A		N/A	
Cash Funds	\$0		\$0		N/A		N/A		N/A	
Cash Funds Exempt / Reappropriated Funds	\$0		\$0		\$0		\$0		N/A	
Federal Funds	\$0		\$0		N/A		N/A		N/A	

(Long Bill Add-ons)

Total Funds	\$0	0.0	\$0	0.0	N/A	N/A	N/A	N/A	N/A	N/A
General Fund	\$0		\$0		N/A		N/A		N/A	
General Fund Exempt	\$0		\$0		N/A		N/A		N/A	
Cash Funds	\$0		\$0		N/A		N/A		N/A	
Cash Funds Exempt / Reappropriated Funds	\$0		\$0		\$0		\$0		N/A	
Federal Funds	\$0		\$0		N/A		N/A		N/A	

(Special Bill Short Title)

Total Funds	\$0	0.0	\$0	0.0	\$0	0.0	\$0	0.0	N/A	N/A
General Fund	\$0		\$0		\$0		\$0		N/A	
General Fund Exempt	\$0		\$0		\$0		\$0		N/A	
Cash Funds	\$0		\$0		\$0		\$0		N/A	
Cash Funds Exempt / Reappropriated Funds	\$0		\$0		\$0		\$0		N/A	
Federal Funds	\$0		\$0		\$0		\$0		N/A	

Colorado Department of Treasury
 FY 2012-13 Budget Cycle
 Schedule 3

(3) SPECIAL PURPOSE; Highway Users Tax Fund - Municipality Payments

	FY 2009-10		FY 2010-11		FY 2011-12		FY 2011-12		FY 2012-13	
	Actuals	FTE	Actuals	FTE	Appropriated	FTE	Estimate	FTE	Request	FTE
(Special Bill Short Title)										
Total Funds	\$0	0.0	\$0	0.0	\$0	0.0	\$0	0.0	N/A	N/A
General Fund	\$0		\$0		\$0		\$0		N/A	
General Fund Exempt	\$0		\$0		\$0		\$0		N/A	
Cash Funds	\$0		\$0		\$0		\$0		N/A	
Cash Funds Exempt / Reappropriated Funds	\$0		\$0		\$0		\$0		N/A	
Federal Funds	\$0		\$0		\$0		\$0		N/A	

Total Appropriation

Total Funds	\$104,280,011	0.0	\$130,720,000	0.0	\$127,662,293	0.0	\$126,286,816	0.0	\$127,662,293	0.0
General Fund	\$0		\$0		\$0		\$0		\$0	
General Fund Exempt	\$0		\$0		\$0		\$0		\$0	
Cash Funds	\$104,280,011		\$130,720,000		\$127,662,293		\$126,286,816		\$127,662,293	
Cash Funds Exempt / Reappropriated Funds	\$0		\$0		\$0		\$0		\$0	
Federal Funds	\$0		\$0		\$0		\$0		\$0	

Year-End Transfers

Total Funds	\$20,743,781		\$0		N/A		N/A		N/A	
General Fund	\$0		\$0		N/A		N/A		N/A	
General Fund Exempt	\$0		\$0		N/A		N/A		N/A	
Cash Funds	\$20,743,781		\$0		N/A		N/A		N/A	
Cash Funds Exempt / Reappropriated Funds	\$0		\$0		N/A		N/A		N/A	
Federal Funds	\$0		\$0		N/A		N/A		N/A	

POTS Expenditures / Allocation

Total Funds	\$0		\$0		N/A		\$0		N/A	
General Fund	\$0		\$0		N/A		\$0		N/A	
General Fund Exempt	\$0		\$0		N/A		\$0		N/A	
Cash Funds	\$0		\$0		N/A		\$0		N/A	
Cash Funds Exempt / Reappropriated Funds	\$0		\$0		N/A		\$0		N/A	
Federal Funds	\$0		\$0		N/A		\$0		N/A	

Colorado Department of Treasury
 FY 2012-13 Budget Cycle
 Schedule 3

(3) SPECIAL PURPOSE; Highway Users Tax Fund - Municipality Payments

	FY 2009-10		FY 2010-11		FY 2011-12		FY 2011-12		FY 2012-13	
	Actuals	FTE	Actuals	FTE	Appropriated	FTE	Estimate	FTE	Request	FTE
Roll-Forward										
Total Funds	\$0		\$0		N/A		N/A		N/A	
General Fund	\$0		\$0		N/A		N/A		N/A	
General Fund Exempt	\$0		\$0		N/A		N/A		N/A	
Cash Funds	\$0		\$0		N/A		N/A		N/A	
Cash Funds Exempt / Reappropriated Funds	\$0		\$0		N/A		N/A		N/A	
Federal Funds	\$0		\$0		N/A		N/A		N/A	

1331 Supplemental #1 (Short Title)

Total Funds	N/A	N/A	N/A	N/A	N/A	N/A	\$0	0.0	N/A	N/A
General Fund	N/A		N/A		N/A		\$0		N/A	
General Fund Exempt	N/A		N/A		N/A		\$0		N/A	
Cash Funds	N/A		N/A		N/A		\$0		N/A	
Cash Funds Exempt / Reappropriated Funds	N/A		N/A		N/A		\$0		N/A	
Federal Funds	N/A		N/A		N/A		\$0		N/A	

Request Year Base and Other Adjustments (see Reconciliation for details)

Total Funds	N/A	N/A	N/A	N/A	N/A	N/A	N/A	N/A	\$2,791,988	0.0
General Fund	N/A		N/A		N/A		N/A		\$0	
General Fund Exempt	N/A		N/A		N/A		N/A		\$0	
Cash Funds	N/A		N/A		N/A		N/A		\$2,791,988	
Cash Funds Exempt / Reappropriated Funds	N/A		N/A		N/A		N/A		\$0	
Federal Funds	N/A		N/A		N/A		N/A		\$0	

Total Spending Authority / Request

Total Funds	\$125,023,792	0.0	\$130,720,000	0.0	\$127,662,293	0.0	\$126,286,816	0.0	\$130,454,281	0.0
General Fund	\$0		\$0		\$0		\$0		\$0	
General Fund Exempt	\$0		\$0		\$0		\$0		\$0	
Cash Funds	\$125,023,792		\$130,720,000		\$127,662,293		\$126,286,816		\$130,454,281	
Cash Funds Exempt / Reappropriated Funds	\$0		\$0		\$0		\$0		\$0	
Federal Funds	\$0		\$0		\$0		\$0		\$0	

Colorado Department of Treasury
 FY 2012-13 Budget Cycle
 Schedule 3

(3) SPECIAL PURPOSE; Highway Users Tax Fund - Municipality Payments

	FY 2009-10		FY 2010-11		FY 2011-12		FY 2011-12		FY 2012-13	
	Actuals	FTE	Actuals	FTE	Appropriated	FTE	Estimate	FTE	Request	FTE
Expenditures										
Total Funds	\$125,023,791	0.0	\$127,305,258	0.0	N/A	N/A	N/A	N/A	N/A	N/A
General Fund	\$0		\$0		N/A		N/A		N/A	
General Fund Exempt	\$0		\$0		N/A		N/A		N/A	
Cash Funds	\$125,023,791		\$127,305,258		N/A		N/A		N/A	
Cash Funds Exempt / Reappropriated Funds	\$0		\$0		N/A		N/A		N/A	
Federal Funds	\$0		\$0		N/A		N/A		N/A	
Under/(Over) Expenditures										
Total Funds	\$1	0.0	\$3,414,742	0.0	N/A	N/A	N/A	N/A	N/A	N/A
General Fund	\$0		\$0		N/A		N/A		N/A	
General Fund Exempt	\$0		\$0		N/A		N/A		N/A	
Cash Funds	\$1		\$3,414,742		N/A		N/A		N/A	
Cash Funds Exempt / Reappropriated Funds	\$0		\$0		N/A		N/A		N/A	
Federal Funds	\$0		\$0		N/A		N/A		N/A	

Colorado Department of Treasury
 FY 2012-13 Budget Cycle
 Schedule 4

FY 2009-10
 Actuals

FY 2010-11
 Actuals

FY 2011-12
 Appropriated

FY 2011-12
 Estimate

FY 2012-13
 Request

(1) Administration

Total Expenditures / Appropriation / Request									
Total Funds	\$1,687,911		\$1,660,231		\$2,002,769		\$2,002,769		\$1,952,161
General Fund	\$573,411		\$529,514		\$881,921		\$881,921		\$825,484
General Fund Exempt	\$0		\$0		\$0		\$0		\$0
Cash Funds	\$1,114,500		\$1,130,717		\$1,120,848		\$1,120,848		\$1,126,677
Cash Mgmt Transaction Fees (100)	\$997,326		\$975,810		\$952,956		\$952,956		\$952,956
Unclaimed Property Trust Fund (827)	\$114,371		\$151,898		\$162,892		\$162,892		\$168,721
Charter School Financing Admin. Cash Fund (17F)	\$2,803		\$3,009		\$5,000		\$5,000		\$5,000
ARRA transfer from OSC's Nonoperating Acct	\$0		\$0		\$0		\$0		\$0
Cash Funds Exempt / Reappropriated Funds	\$0		\$0		\$0		\$0		\$0
	\$0		\$0		\$0		\$0		\$0
	\$0		\$0		\$0		\$0		\$0
Federal Funds	\$0		\$0		\$0		\$0		\$0
	\$0		\$0		\$0		\$0		\$0
	\$0		\$0		\$0		\$0		\$0

(2) Unclaimed Property Program

Total Expenditures / Appropriation / Request									
Total Funds	\$1,531,435		\$1,341,863		\$1,940,558		\$1,940,558		\$1,959,115
General Fund	\$0		\$0		\$0		\$0		\$0
General Fund Exempt	\$0		\$0		\$0		\$0		\$0
Cash Funds	\$1,531,435		\$1,341,863		\$1,940,558		\$1,940,558		\$1,959,115
Unclaimed Property Trust Fund (827)	\$1,531,435		\$1,341,863		\$1,940,558		\$1,940,558		\$1,959,115
	\$0		\$0		\$0		\$0		\$0
Cash Funds Exempt / Reappropriated Funds	\$0		\$0		\$0		\$0		\$0
	\$0		\$0		\$0		\$0		\$0
	\$0		\$0		\$0		\$0		\$0
Federal Funds	\$0		\$0		\$0		\$0		\$0
	\$0		\$0		\$0		\$0		\$0
	\$0		\$0		\$0		\$0		\$0

Colorado Department of Treasury
 FY 2012-13 Budget Cycle
 Schedule 4

<u>FY 2009-10</u> Actuals	<u>FY 2010-11</u> Actuals	<u>FY 2011-12</u> Appropriated	<u>FY 2011-12</u> Estimate	<u>FY 2012-13</u> Request
------------------------------	------------------------------	-----------------------------------	-------------------------------	------------------------------

(3) Special Purpose

Total Expenditures / Appropriation / Request				
Total Funds	\$335,953,039	\$346,189,900	\$362,481,292	\$472,331,851
General Fund	\$1,333,604	\$1,574,580	\$1,700,000	\$95,900,000
General Fund Exempt	\$0	\$0	\$5,321,079	\$10,000,000
Cash Funds	\$334,619,435	\$344,615,320	\$355,460,213	\$366,431,851
HUTF (405)	\$307,961,004	\$312,696,979	\$314,460,213	\$320,431,851
CoverColorado (827)	\$26,658,431	\$31,918,341	\$41,000,000	\$46,000,000
Cash Funds Exempt / Reappropriated Funds	\$0	\$0	\$0	\$0
HUTF (405)	\$0	\$0	\$0	\$0
CoverColorado (827)	\$0	\$0	\$0	\$0
Federal Funds	\$0	\$0	\$0	\$0
	\$0	\$0	\$0	\$0
	\$0	\$0	\$0	\$0

Department Total

Total Expenditures / Appropriation / Request				
Total Funds	\$339,172,385	\$349,191,994	\$366,424,619	\$476,243,127
General Fund	\$1,907,015	\$2,104,094	\$2,581,921	\$96,725,484
General Fund Exempt	\$0	\$0	\$5,321,079	\$10,000,000
Cash Funds	\$337,265,370	\$347,087,900	\$358,521,619	\$369,517,643
Cash Funds Exempt / Reappropriated Funds	\$0	\$0	\$0	\$0
Federal Funds	\$0	\$0	\$0	\$0

Colorado Department of Treasury
FY 2012-13 Budget Request
Schedule 5: Line Item to Statute

(1) Administration

Line Item Name	Line Item Description	Statutory Citation
Personal Services	Salaries and wages for all employees including contractual employees, the State contribution to the public employees retirement (PERA) fund, and the State share of federal Medicare.	C.R.S. 24-50-101 et. seq.
Health, Life, and Dental	State share of health, life and dental insurance.	C.R.S. 24-50-601 et. seq.
Short-term Disability	State share of short-term disability insurance.	C.R.S. 24-50-601 et. seq.
Amortization Equalization Disbursement	Additional State contribution to the PERA Trust Fund to amortize the unfunded liability.	C.R.S. 24-51-411
Supplemental Amortization Equalization Disbursement	A contribution from the Salary Survey allocation to the PERA Trust Fund to supplement the contribution listed above.	C.R.S. 24-51-411
Salary Survey and Senior Executive Service	Funding for annual salary increases as determined by the Department of Personnel (DPA).	C.R.S. 24-50-104
Performance-based Pay Awards	Funding for base pay and non-base pay awards for performance as determined by DPA.	C.R.S. 24-50-104
Workers' Compensation and Payment to Rsk Management and Property Funds	Payment to DPA for liability insurance (does not include statutorily required fidelity bond coverage for employees).	
Operating Expenses	General non-employee costs of daily operations including ongoing and one-time expenses.	
Information Technology Asset Maintenance	Annual costs to upgrade and replace computers, printers and other information technology within Treasury.	
Legal Services	Fees paid to the Department of Law for counsel and representation.	
Purchase of Services from Computer Center	Fees for use of statewide computer center including access, equipment usage and storage costs.	
Capitol Complex Leased Space	Payment to DPA for maintaining the space in the Capitol occupied by Treasury (4,379 sq ft).	
Charter School Facilities Financing Services	Continuously appropriated moneys for the costs of administering the Charter School Intercept Program.	C.R.S. 22-30.5-406
Discretionary Fund	Statutorily authorized fund for additional costs of an elected official.	C.R.S. 24-9-105

Colorado Department of Treasury
 FY 2012-13 Budget Request
 Schedule 5: Line Item to Statute

(2) Unclaimed Property Program

Line Item Name	Line Item Description	Statutory Citation
Personal Services	Salaries and wages for all employees including contractual employees, the State contribution to the public employees retirement (PERA) fund, and the State share of federal Medicare.	C.R.S. 24-50-101 et. seq.
Operating Expenses	General non-employee costs of daily operations including ongoing and one-time expenses.	
Promotion & Correspondence	Costs associated with notifying owners of lost and forgotten assets held in trust by the State.	C.R.S. 38-13-111
Leased Space	Payment to Logan Tower Partnership for office space at 1580 Logan (3,466 sq ft).	
Contract Auditor Services	Payments fo Contractual Unclaimed Property Auditors.	

(3) Special Purpose

Line Item Name	Line Item Description	Statutory Citation
Senior Citizen and Disabled Veteran Property Tax	Constitutionally mandated payment of property tax for the qualified elderly citizens and disabled veterans.	C.R.S. 39-3-201
CoverColorado	Amount available for CoverColorado from the balance in the Unclaimed Property Trust Fund available after payment of current claims, estimate for future claims and operating expenses of the program.	C.R.S. 38-13-116.5
Fire & Police Pension Assn - Old Hire Plans	Continuously appropriated by permanent statute. Provided for purposes of complying with Article X, Section 20 of the constitution.	C.R.S. 31-30.5-307
HUTF - County Payments	Estimate of HUTF payments to counties provided for purposes of complying with Article X, Section 20 of the constitution.	C.R.S. 43-4-207
HUTF - Municipality Payments	Estimate of HUTF payments to cities provided for purposes of complying with Article X, Section 20 of the constitution.	C.R.S. 43-4-208

Colorado Department of Treasury
FY 2012-13 Budget Request
Schedule 6: Special Bills Summary

Bill Number	Short Bill Title	Line Items	FTE	Total Funds	General Fund	General Fund Exempt	Cash Funds	Cash Funds Exempt / Reappropriated Funds	Federal Funds
FY 2011-12									
SB 11-076	PERA Contribution Rates	(1) Administration							
		Personal Services	0.0	(\$29,150)	(\$29,150)	\$0	\$0	\$0	\$0
		(2) Unclaimed Property							
		Personal Services	0.0	(\$16,824)	\$0	(\$16,824)	\$0	\$0	\$0
		Total SB 11-076	0.0	(\$45,974)	(\$29,150)	(\$16,824)	\$0	\$0	\$0
SB 11-221	Old Hire FPPA Plans State Contributions	(3) Special Purpose							
		Fire and Police Pension Assoc - Old Hire Plans	0.0	(\$20,000,000)	\$0	(\$20,000,000)	\$0	\$0	\$0
		Total SB 11-221	0.0	(\$20,000,000)	\$0	(\$20,000,000)	\$0	\$0	\$0
FY 2011-12 Department Total			0.0	(\$20,000,000)	\$0	(\$20,000,000)	\$0	\$0	\$0
FY 2010-11									
SB 10-190	Suspend Property Tax Exemptions for Qualifying Seniors	(3) Special Purpose							
		Senior Citizen and Disabled Veteran Property Tax Exemption	0.0	(\$91,729,198)	(\$91,729,198)	\$0	\$0	\$0	\$0
		Total SB 10-190	0.0	(\$91,729,198)	(\$91,729,198)	\$0	\$0	\$0	\$0
FY 2010-11 Department Total			0.0	(\$91,729,198)	(\$91,729,198)	\$0	\$0	\$0	\$0
FY 2009-10									
SB 09-276	Suspend Property Tax Exemptions for Qualifying Seniors	(3) Special Purpose							
		Senior Citizen and Disabled Veteran Property Tax Exemption	0.0	(\$90,400,000)	(\$90,400,000)	\$0	\$0	\$0	\$0
		Total SB 09-276	0.0	(\$90,400,000)	(\$90,400,000)	\$0	\$0	\$0	\$0
FY 2009-10 Department Total			0.0	(\$90,400,000)	(\$90,400,000)	\$0	\$0	\$0	\$0
FY 2008-09									
HB 08-1390	CoverColorado Long-term Funding	(3) Special Purpose							
		CoverColorado	0.0	(\$11,164,862)	\$0	\$0	(\$11,164,862)	\$0	\$0
		Total HB 08-1390	0.0	(\$11,164,862)	\$0	\$0	(\$11,164,862)	\$0	\$0
SB 09-227	Assistance To Old Hire FPPA Plans	(3) Special Purpose							
		Fire and Police Pension Assoc - Old Hire Plans	0.0	(\$25,321,079)	\$0	(\$25,321,079)	\$0	\$0	\$0
		Total SB 09-227	0.0	(\$25,321,079)	\$0	(\$25,321,079)	\$0	\$0	\$0
FY 2008-09 Department Total			\$0	(\$36,485,941)	\$0	(\$25,321,079)	(\$11,164,862)	\$0	\$0

Colorado Department of Treasury
FY 2012-13 Budget Request
Schedule 7: Supplemental Bills Summary

Bill Number	Line Items	FTE	Total Funds	General Fund	General Fund Exempt	Cash Funds	Cash Funds Exempt / Reappropriated Funds	Federal Funds	
FY 2010-11									
SB 11-154	(1) Administration								
	Funding Mix Change	0.0	\$0	(\$152,853)	\$0	\$152,853	\$0	\$0	
	Statewide ARRA Administrative Cost Spending Authority	0.0	(\$34,592)	(34,592)	\$0	\$0	\$0	\$0	
	Investment Tools	0.0	\$2,916	\$2,916	\$0	\$0	\$0	\$0	
	1% General Fund Personal Services Reduction	0.0	(\$2,653)	(\$2,653)	\$0	\$0	\$0	\$0	
	Total	0.0	(\$34,329)	(\$187,182)	\$0	\$152,853	\$0	\$0	
FY 2009-10									
HB 10-1317	(1) Administration								
	Funding Mix Change	0.0	\$0	(\$144,742)	\$0	\$144,742	\$0	\$0	
	Reductions through Furlough Days	0.0	(\$38,508)	(37,994)	\$0	(514)	\$0	\$0	
	Statewide ARRA Administrative Cost Spending Authority	0.0	\$62,049	(41,726)	\$0	103,775	\$0	\$0	
	Common Policy Base Reductions	0.0	(\$888)	(888)	\$0	\$0	\$0	\$0	
	3% General Fund Budget Reduction	0.0	(\$28,012)	(28,012)	\$0	\$0	\$0	\$0	
	Total	0.0	(\$5,359)	(\$253,362)	\$0	\$248,003	\$0	\$0	
	(2) Unclaimed Property Program								
	Reductions through Furlough Days	0.0	(\$16,867)	\$0	\$0	(\$16,867)	\$0	\$0	
	Statewide Mail Equipment Upgrade	0.0	(\$2,638)	\$0	\$0	(\$2,638)	\$0	\$0	
	Total	0.0	(\$19,505)	\$0	\$0	(\$19,505)	\$0	\$0	
	Total HB 10-1317	0.0	(\$24,864)	(\$253,362)	\$0	\$228,498	\$0	\$0	
	FY 2008-09								
	SB 09-203	(1) Administration							
		Cyber Security	0.0	(\$25,792)	(\$25,792)	\$0	\$0	\$0	\$0
Salary Reallocation		0.0	\$0	(\$62,670)	\$0	\$62,670	\$0	\$0	
Funding Mix Change		0.0	\$0	(\$176,634)	\$0	\$176,634	\$0	\$0	
Total		\$0	(\$25,792)	(\$265,096)	\$0	\$239,304	\$0	\$0	
(2) Unclaimed Property Program									
Hiring Freeze Savings		1.0	(\$24,914)	\$0	\$0	(\$24,914)	\$0	\$0	
Total		1.0	(24,914.0)	0.0	0.0	(24,914.0)	0.0	0.0	
(3) Special Purpose									
Fire and Police Pension Assoc - Old Hire Plans		0.0	(\$9,456,093)	\$0	(\$9,456,093)	\$0	\$0	\$0	
Total		0.0	(9,456,093.0)	0.0	(9,456,093.0)	0.0	0.0	0.0	
Total SB 09-203		1.0	(9,506,799.0)	(265,096.0)	(9,456,093.0)	214,390.0	0.0	0.0	

Department of Treasury
Schedule 8: Common Policy Summary

Fiscal Year	Total Funds	General Fund	Cash Funds	HUTF	Cash Funds Exempt	Reappropriated Funds	Federal Funds	Medicaid Cash Funds	Medicaid General Fund	Net General Fund
Salary Survey and Senior Executive Services										
FY 2009-10										
(1) Administration	\$0	\$0	\$0	\$0	\$0	\$0	\$0	\$0	\$0	\$0
(2) Unclaimed Property Program	\$0	\$0	\$0	\$0	\$0	\$0	\$0	\$0	\$0	\$0
Total Expenditures	\$0	\$0	\$0	\$0	\$0	\$0	\$0	\$0	\$0	\$0
Total Appropriated	\$0	\$0	\$0	\$0	\$0	\$0	\$0	\$0	\$0	\$0
(Under)/Over Expenditures	\$0	\$0	\$0	\$0	\$0	\$0	\$0	\$0	\$0	\$0
FY 2010-11										
(1) Administration	\$0	\$0	\$0	\$0	\$0	\$0	\$0	\$0	\$0	\$0
(2) Unclaimed Property Program	\$0	\$0	\$0	\$0	\$0	\$0	\$0	\$0	\$0	\$0
Total Estimated Expenditures	\$0	\$0	\$0	\$0	\$0	\$0	\$0	\$0	\$0	\$0
Total Appropriated	\$0	\$0	\$0	\$0	\$0	\$0	\$0	\$0	\$0	\$0
(Under)/Over Expenditures	\$0	\$0	\$0	\$0	\$0	\$0	\$0	\$0	\$0	\$0
FY 2011-12										
(1) Administration	\$0	\$0	\$0	\$0	\$0	\$0	\$0	\$0	\$0	\$0
(2) Unclaimed Property Program	\$0	\$0	\$0	\$0	\$0	\$0	\$0	\$0	\$0	\$0
Total Estimated Expenditures	\$0	\$0	\$0	\$0	\$0	\$0	\$0	\$0	\$0	\$0
Total Appropriated	\$0	\$0	\$0	\$0	\$0	\$0	\$0	\$0	\$0	\$0
(Under)/Over Expenditures	\$0	\$0	\$0	\$0	\$0	\$0	\$0	\$0	\$0	\$0
FY 2012-13 <i>(if there is a change from the base request)</i>										
(1) Administration	\$0	\$0	\$0	\$0	\$0	\$0	\$0	\$0	\$0	\$0
(2) Unclaimed Property Program	\$0	\$0	\$0	\$0	\$0	\$0	\$0	\$0	\$0	\$0
Total Estimated Expenditures	\$0	\$0	\$0	\$0	\$0	\$0	\$0	\$0	\$0	\$0
Total Appropriated	\$0	\$0	\$0	\$0	\$0	\$0	\$0	\$0	\$0	\$0
(Under)/Over Expenditures	\$0	\$0	\$0	\$0	\$0	\$0	\$0	\$0	\$0	\$0

Department of Treasury
Schedule 8: Common Policy Summary

Fiscal Year	Total Funds	General Fund	Cash Funds	HUTF	Cash Funds Exempt	Reappropriated Funds	Federal Funds	Medicaid Cash Funds	Medicaid General Fund	Net General Fund
Performance-based Pay										
FY 2009-10										
(1) Administration	\$0	\$0	\$0	\$0	\$0	\$0	\$0	\$0	\$0	\$0
(2) Unclaimed Property Program	\$0	\$0	\$0	\$0	\$0	\$0	\$0	\$0	\$0	\$0
Total Expenditures	\$0	\$0	\$0	\$0	\$0	\$0	\$0	\$0	\$0	\$0
Total Appropriated	\$0	\$0	\$0	\$0	\$0	\$0	\$0	\$0	\$0	\$0
(Under)/Over Expenditures	\$0	\$0	\$0	\$0	\$0	\$0	\$0	\$0	\$0	\$0
FY 2010-11										
(1) Administration	\$0	\$0	\$0	\$0	\$0	\$0	\$0	\$0	\$0	\$0
(2) Unclaimed Property Program	\$0	\$0	\$0	\$0	\$0	\$0	\$0	\$0	\$0	\$0
Total Estimated Expenditures	\$0	\$0	\$0	\$0	\$0	\$0	\$0	\$0	\$0	\$0
Total Appropriated	\$0	\$0	\$0	\$0	\$0	\$0	\$0	\$0	\$0	\$0
(Under)/Over Expenditures	\$0	\$0	\$0	\$0	\$0	\$0	\$0	\$0	\$0	\$0
FY 2011-12										
(1) Administration	\$0	\$0	\$0	\$0	\$0	\$0	\$0	\$0	\$0	\$0
(2) Unclaimed Property Program	\$0	\$0	\$0	\$0	\$0	\$0	\$0	\$0	\$0	\$0
Total Estimated Expenditures	\$0	\$0	\$0	\$0	\$0	\$0	\$0	\$0	\$0	\$0
Total Appropriated	\$0	\$0	\$0	\$0	\$0	\$0	\$0	\$0	\$0	\$0
(Under)/Over Expenditures	\$0	\$0	\$0	\$0	\$0	\$0	\$0	\$0	\$0	\$0
FY 2012-13 <i>(if there is a change from the base request)</i>										
(1) Administration	\$0	\$0	\$0	\$0	\$0	\$0	\$0	\$0	\$0	\$0
(2) Unclaimed Property Program	\$0	\$0	\$0	\$0	\$0	\$0	\$0	\$0	\$0	\$0
Total Estimated Expenditures	\$0	\$0	\$0	\$0	\$0	\$0	\$0	\$0	\$0	\$0
Total Appropriated	\$0	\$0	\$0	\$0	\$0	\$0	\$0	\$0	\$0	\$0
(Under)/Over Expenditures	\$0	\$0	\$0	\$0	\$0	\$0	\$0	\$0	\$0	\$0

Department of Treasury
Schedule 8: Common Policy Summary

Fiscal Year	Total Funds	General Fund	Cash Funds	HUTF	Cash Funds Exempt	Reappropriated Funds	Federal Funds	Medicaid Cash Funds	Medicaid General Fund	Net General Fund
Amortization Equalization Disbursement										
FY 2009-10										
(1) Administration	\$20,588	\$20,588	\$0	\$0	\$0	\$0	\$0	\$0	\$0	\$20,588
(2) Unclaimed Property Program	\$11,267	\$0	\$11,267	\$0	\$0	\$0	\$0	\$0	\$0	\$0
Total Expenditures	\$31,855	\$20,588	\$11,267	\$0	\$0	\$0	\$0	\$0	\$0	\$20,588
Total Appropriated	\$34,753	\$23,486	\$11,267	\$0	\$0	\$0	\$0	\$0	\$0	\$23,486
(Under)/Over Expenditures	(\$2,898)	(\$2,898)	\$0	\$0	\$0	\$0	\$0	\$0	\$0	(\$2,898)
FY 2010-11										
(1) Administration	\$0	\$0	\$0	\$0	\$0	\$0	\$0	\$0	\$0	\$0
(2) Unclaimed Property Program	\$0	\$0	\$0	\$0	\$0	\$0	\$0	\$0	\$0	\$0
Total Estimated Expenditures	\$0	\$0	\$0	\$0	\$0	\$0	\$0	\$0	\$0	\$0
Total Appropriated	\$0	\$0	\$0	\$0	\$0	\$0	\$0	\$0	\$0	\$0
(Under)/Over Expenditures	\$0	\$0	\$0	\$0	\$0	\$0	\$0	\$0	\$0	\$0
FY 2011-12										
(1) Administration	\$0	\$0	\$0	\$0	\$0	\$0	\$0	\$0	\$0	\$0
(2) Unclaimed Property Program	\$0	\$0	\$0	\$0	\$0	\$0	\$0	\$0	\$0	\$0
Total Estimated Expenditures	\$0	\$0	\$0	\$0	\$0	\$0	\$0	\$0	\$0	\$0
Total Appropriated	\$0	\$0	\$0	\$0	\$0	\$0	\$0	\$0	\$0	\$0
(Under)/Over Expenditures	\$0	\$0	\$0	\$0	\$0	\$0	\$0	\$0	\$0	\$0
FY 2012-13 (if there is a change from the base request)										
(1) Administration	\$0	\$0	\$0	\$0	\$0	\$0	\$0	\$0	\$0	\$0
(2) Unclaimed Property Program	\$0	\$0	\$0	\$0	\$0	\$0	\$0	\$0	\$0	\$0
Total Estimated Expenditures	\$0	\$0	\$0	\$0	\$0	\$0	\$0	\$0	\$0	\$0
Total Appropriated	\$0	\$0	\$0	\$0	\$0	\$0	\$0	\$0	\$0	\$0
(Under)/Over Expenditures	\$0	\$0	\$0	\$0	\$0	\$0	\$0	\$0	\$0	\$0

Department of Treasury
Schedule 8: Common Policy Summary

Fiscal Year	Total Funds	General Fund	Cash Funds	HUTF	Cash Funds Exempt	Reappropriated Funds	Federal Funds	Medicaid Cash Funds	Medicaid General Fund	Net General Fund
Supplemental Amortization Equalization Disbursement										
FY 2009-10										
(1) Administration	\$11,632	\$11,632	\$0	\$0	\$0	\$0	\$0	\$0	\$0	\$11,632
(2) Unclaimed Property Program	\$7,505	\$0	\$7,505	\$0	\$0	\$0	\$0	\$0	\$0	\$0
Total Expenditures	\$19,137	\$11,632	\$7,505	\$0	\$0	\$0	\$0	\$0	\$0	\$11,632
Total Appropriated	\$21,698	\$14,193	\$7,505	\$0	\$0	\$0	\$0	\$0	\$0	\$14,193
(Under)/Over Expenditures	(\$2,561)	(\$2,561)	\$0	\$0	\$0	\$0	\$0	\$0	\$0	(\$2,561)
FY 2010-11										
(1) Administration	\$0	\$0	\$0	\$0	\$0	\$0	\$0	\$0	\$0	\$0
(2) Unclaimed Property Program	\$0	\$0	\$0	\$0	\$0	\$0	\$0	\$0	\$0	\$0
Total Estimated Expenditures	\$0	\$0	\$0	\$0	\$0	\$0	\$0	\$0	\$0	\$0
Total Appropriated	\$0	\$0	\$0	\$0	\$0	\$0	\$0	\$0	\$0	\$0
(Under)/Over Expenditures	\$0	\$0	\$0	\$0	\$0	\$0	\$0	\$0	\$0	\$0
FY 2011-12										
(1) Administration	\$0	\$0	\$0	\$0	\$0	\$0	\$0	\$0	\$0	\$0
(2) Unclaimed Property Program	\$0	\$0	\$0	\$0	\$0	\$0	\$0	\$0	\$0	\$0
Total Estimated Expenditures	\$0	\$0	\$0	\$0	\$0	\$0	\$0	\$0	\$0	\$0
Total Appropriated	\$0	\$0	\$0	\$0	\$0	\$0	\$0	\$0	\$0	\$0
(Under)/Over Expenditures	\$0	\$0	\$0	\$0	\$0	\$0	\$0	\$0	\$0	\$0
FY 2012-13 (if there is a change from the base request)										
(1) Administration	\$0	\$0	\$0	\$0	\$0	\$0	\$0	\$0	\$0	\$0
(2) Unclaimed Property Program	\$0	\$0	\$0	\$0	\$0	\$0	\$0	\$0	\$0	\$0
Total Estimated Expenditures	\$0	\$0	\$0	\$0	\$0	\$0	\$0	\$0	\$0	\$0
Total Appropriated	\$0	\$0	\$0	\$0	\$0	\$0	\$0	\$0	\$0	\$0
(Under)/Over Expenditures	\$0	\$0	\$0	\$0	\$0	\$0	\$0	\$0	\$0	\$0

Department of Treasury
Schedule 8: Common Policy Summary

Fiscal Year	Total Funds	General Fund	Cash Funds	HUTF	Cash Funds Exempt	Reappropriated Funds	Federal Funds	Medicaid Cash Funds	Medicaid General Fund	Net General Fund
Health, Life, and Dental										
FY 2009-10										
(1) Administration	\$67,423	\$67,423	\$0	\$0	\$0	\$0	\$0	\$0	\$0	\$67,423
(2) Unclaimed Property Program	\$66,879	\$0	\$66,879	\$0	\$0	\$0	\$0	\$0	\$0	\$0
Total Expenditures	\$134,302	\$67,423	\$66,879	\$0	\$0	\$0	\$0	\$0	\$0	\$67,423
Total Appropriated	\$145,818	\$78,939	\$66,879	\$0	\$0	\$0	\$0	\$0	\$0	\$78,939
(Under)/Over Expenditures	(\$11,516)	(\$11,516)	\$0	\$0	\$0	\$0	\$0	\$0	\$0	(\$11,516)
FY 2010-11										
(1) Administration	\$0	\$0	\$0	\$0	\$0	\$0	\$0	\$0	\$0	\$0
(2) Unclaimed Property Program	\$0	\$0	\$0	\$0	\$0	\$0	\$0	\$0	\$0	\$0
Total Estimated Expenditures	\$0	\$0	\$0	\$0	\$0	\$0	\$0	\$0	\$0	\$0
Total Appropriated	\$0	\$0	\$0	\$0	\$0	\$0	\$0	\$0	\$0	\$0
(Under)/Over Expenditures	\$0	\$0	\$0	\$0	\$0	\$0	\$0	\$0	\$0	\$0
FY 2011-12										
(1) Administration	\$0	\$0	\$0	\$0	\$0	\$0	\$0	\$0	\$0	\$0
(2) Unclaimed Property Program	\$0	\$0	\$0	\$0	\$0	\$0	\$0	\$0	\$0	\$0
Total Estimated Expenditures	\$0	\$0	\$0	\$0	\$0	\$0	\$0	\$0	\$0	\$0
Total Appropriated	\$0	\$0	\$0	\$0	\$0	\$0	\$0	\$0	\$0	\$0
(Under)/Over Expenditures	\$0	\$0	\$0	\$0	\$0	\$0	\$0	\$0	\$0	\$0
FY 2012-13 (if there is a change from the base request)										
(1) Administration	\$0	\$0	\$0	\$0	\$0	\$0	\$0	\$0	\$0	\$0
(2) Unclaimed Property Program	\$0	\$0	\$0	\$0	\$0	\$0	\$0	\$0	\$0	\$0
Total Estimated Expenditures	\$0	\$0	\$0	\$0	\$0	\$0	\$0	\$0	\$0	\$0
Total Appropriated	\$0	\$0	\$0	\$0	\$0	\$0	\$0	\$0	\$0	\$0
(Under)/Over Expenditures	\$0	\$0	\$0	\$0	\$0	\$0	\$0	\$0	\$0	\$0

Department of Treasury
Schedule 8: Common Policy Summary

Fiscal Year	Total Funds	General Fund	Cash Funds	HUTF	Cash Funds Exempt	Reappropriated Funds	Federal Funds	Medicaid Cash Funds	Medicaid General Fund	Net General Fund
Short-term Disability										
FY 2009-10										
(1) Administration	\$1,596	\$1,596	\$0	\$0	\$0	\$0	\$0	\$0	\$0	\$1,596
(2) Unclaimed Property Program	\$764	\$0	\$764	\$0	\$0	\$0	\$0	\$0	\$0	\$0
Total Expenditures	\$2,360	\$1,596	\$764	\$0	\$0	\$0	\$0	\$0	\$0	\$1,596
Total Appropriated	\$2,360	\$1,596	\$764	\$0	\$0	\$0	\$0	\$0	\$0	\$1,596
(Under)/Over Expenditures	\$0	\$0	\$0	\$0	\$0	\$0	\$0	\$0	\$0	\$0
FY 2010-11										
(1) Administration	\$0	\$0	\$0	\$0	\$0	\$0	\$0	\$0	\$0	\$0
(2) Unclaimed Property Program	\$0	\$0	\$0	\$0	\$0	\$0	\$0	\$0	\$0	\$0
Total Estimated Expenditures	\$0	\$0	\$0	\$0	\$0	\$0	\$0	\$0	\$0	\$0
Total Appropriated	\$0	\$0	\$0	\$0	\$0	\$0	\$0	\$0	\$0	\$0
(Under)/Over Expenditures	\$0	\$0	\$0	\$0	\$0	\$0	\$0	\$0	\$0	\$0
FY 2011-12										
(1) Administration	\$0	\$0	\$0	\$0	\$0	\$0	\$0	\$0	\$0	\$0
(2) Unclaimed Property Program	\$0	\$0	\$0	\$0	\$0	\$0	\$0	\$0	\$0	\$0
Total Estimated Expenditures	\$0	\$0	\$0	\$0	\$0	\$0	\$0	\$0	\$0	\$0
Total Appropriated	\$0	\$0	\$0	\$0	\$0	\$0	\$0	\$0	\$0	\$0
(Under)/Over Expenditures	\$0	\$0	\$0	\$0	\$0	\$0	\$0	\$0	\$0	\$0
FY 2012-13 <i>(if there is a change from the base request)</i>										
(1) Administration	\$0	\$0	\$0	\$0	\$0	\$0	\$0	\$0	\$0	\$0
(2) Unclaimed Property Program	\$0	\$0	\$0	\$0	\$0	\$0	\$0	\$0	\$0	\$0
Total Estimated Expenditures	\$0	\$0	\$0	\$0	\$0	\$0	\$0	\$0	\$0	\$0
Total Appropriated	\$0	\$0	\$0	\$0	\$0	\$0	\$0	\$0	\$0	\$0
(Under)/Over Expenditures	\$0	\$0	\$0	\$0	\$0	\$0	\$0	\$0	\$0	\$0

Department of Treasury
Schedule 8: Common Policy Summary

Fiscal Year	Total Funds	General Fund	Cash Funds	HUTF	Cash Funds Exempt	Reappropriated Funds	Federal Funds	Medicaid Cash Funds	Medicaid General Fund	Net General Fund
Legal Services										
FY 2009-10										
(1) Administration	\$4,187	\$4,187	\$0	\$0	\$0	\$0	\$0	\$0	\$0	\$4,187
(2) Unclaimed Property Program	\$21,672	\$0	\$21,672	\$0	\$0	\$0	\$0	\$0	\$0	\$0
Total Expenditures	\$25,859	\$4,187	\$21,672	\$0	\$0	\$0	\$0	\$0	\$0	\$4,187
Total Appropriated	\$43,344	\$21,672	\$21,672	\$0	\$0	\$0	\$0	\$0	\$0	\$21,672
(Under)/Over Expenditures	(\$17,485)	(\$17,485)	\$0	\$0	\$0	\$0	\$0	\$0	\$0	(\$17,485)
FY 2010-11										
(1) Administration	\$0	\$0	\$0	\$0	\$0	\$0	\$0	\$0	\$0	\$0
(2) Unclaimed Property Program	\$0	\$0	\$0	\$0	\$0	\$0	\$0	\$0	\$0	\$0
Total Estimated Expenditures	\$0	\$0	\$0	\$0	\$0	\$0	\$0	\$0	\$0	\$0
Total Appropriated	\$0	\$0	\$0	\$0	\$0	\$0	\$0	\$0	\$0	\$0
(Under)/Over Expenditures	\$0	\$0	\$0	\$0	\$0	\$0	\$0	\$0	\$0	\$0
FY 2011-12										
(1) Administration	\$0	\$0	\$0	\$0	\$0	\$0	\$0	\$0	\$0	\$0
(2) Unclaimed Property Program	\$0	\$0	\$0	\$0	\$0	\$0	\$0	\$0	\$0	\$0
Total Estimated Expenditures	\$0	\$0	\$0	\$0	\$0	\$0	\$0	\$0	\$0	\$0
Total Appropriated	\$0	\$0	\$0	\$0	\$0	\$0	\$0	\$0	\$0	\$0
(Under)/Over Expenditures	\$0	\$0	\$0	\$0	\$0	\$0	\$0	\$0	\$0	\$0
FY 2012-13 (if there is a change from the base request)										
(1) Administration	\$0	\$0	\$0	\$0	\$0	\$0	\$0	\$0	\$0	\$0
(2) Unclaimed Property Program	\$0	\$0	\$0	\$0	\$0	\$0	\$0	\$0	\$0	\$0
Total Estimated Expenditures	\$0	\$0	\$0	\$0	\$0	\$0	\$0	\$0	\$0	\$0
Total Appropriated	\$0	\$0	\$0	\$0	\$0	\$0	\$0	\$0	\$0	\$0
(Under)/Over Expenditures	\$0	\$0	\$0	\$0	\$0	\$0	\$0	\$0	\$0	\$0

Department of Treasury
Schedule 8: Common Policy Summary

Fiscal Year	Total Funds	General Fund	Cash Funds	HUTF	Cash Funds Exempt	Reappropriated Funds	Federal Funds	Medicaid Cash Funds	Medicaid General Fund	Net General Fund
TOTALS										
FY 2009-10										
(1) Administration	\$105,426	\$105,426	\$0	\$0	\$0	\$0	\$0	\$0	\$0	\$105,426
(2) Unclaimed Property Program	\$108,087	\$0	\$108,087	\$0	\$0	\$0	\$0	\$0	\$0	\$0
Total Expenditures	\$213,513	\$105,426	\$108,087	\$0	\$0	\$0	\$0	\$0	\$0	\$105,426
Total Appropriated	\$247,973	\$139,886	\$108,087	\$0	\$0	\$0	\$0	\$0	\$0	\$139,886
(Under)/Over Expenditures	(\$34,460)	(\$34,460)	\$0	\$0	\$0	\$0	\$0	\$0	\$0	(\$34,460)
FY 2010-11										
(1) Administration	\$0	\$0	\$0	\$0	\$0	\$0	\$0	\$0	\$0	\$0
(2) Unclaimed Property Program	\$0	\$0	\$0	\$0	\$0	\$0	\$0	\$0	\$0	\$0
Total Estimated Expenditures	\$0	\$0	\$0	\$0	\$0	\$0	\$0	\$0	\$0	\$0
Total Appropriated	\$0	\$0	\$0	\$0	\$0	\$0	\$0	\$0	\$0	\$0
(Under)/Over Expenditures	\$0	\$0	\$0	\$0	\$0	\$0	\$0	\$0	\$0	\$0
FY 2011-12										
(1) Administration	\$0	\$0	\$0	\$0	\$0	\$0	\$0	\$0	\$0	\$0
(2) Unclaimed Property Program	\$0	\$0	\$0	\$0	\$0	\$0	\$0	\$0	\$0	\$0
Total Estimated Expenditures	\$0	\$0	\$0	\$0	\$0	\$0	\$0	\$0	\$0	\$0
Total Appropriated	\$0	\$0	\$0	\$0	\$0	\$0	\$0	\$0	\$0	\$0
(Under)/Over Expenditures	\$0	\$0	\$0	\$0	\$0	\$0	\$0	\$0	\$0	\$0
FY 2012-13 <i>(if there is a change from the base request)</i>										
(1) Administration	\$0	\$0	\$0	\$0	\$0	\$0	\$0	\$0	\$0	\$0
(2) Unclaimed Property Program	\$0	\$0	\$0	\$0	\$0	\$0	\$0	\$0	\$0	\$0
Total Estimated Expenditures	\$0	\$0	\$0	\$0	\$0	\$0	\$0	\$0	\$0	\$0
Total Appropriated	\$0	\$0	\$0	\$0	\$0	\$0	\$0	\$0	\$0	\$0
(Under)/Over Expenditures	\$0	\$0	\$0	\$0	\$0	\$0	\$0	\$0	\$0	\$0

Colorado Department of Treasury
 FY 2012-13 Budget Cycle
 FY 2010-11 Divisional Personal Services Detail

(1) ADMINISTRATION

	FY 2009-10		FY 2010-11	
	FTE	Expenditures	FTE	Expenditures
Appropriated Amount Related to Personal Services	16.00	\$1,311,651	16.00	\$1,238,499
Allocation of POTS funding to Division	N/A	\$0	N/A	\$0
Total Spending Authority in Division for Personal Services	16.00	\$1,311,651	16.00	\$1,238,499
Full- and Part-Time Employee Expenditures (including Salary Survey and Performance-based Pay)	15.77	\$1,145,856	15.28	\$1,128,762
PERA and Medicare Costs	N/A	\$124,653	N/A	\$99,277
State Temporary Staff	N/A	\$1,930	N/A	\$2,350
Sick and Annual Leave Payouts	-	\$0	-	\$7,188
Contract Services	N/A	\$0	N/A	\$0
Other Expenditures: <i>Net Payroll Shift</i>	N/A	\$3,480	N/A	(\$730)
<i>Salary Savings due to Furloughs</i>		(\$33,411)		\$0
Total Temporary, Contract, and Other Expenditures	-	\$96,652	-	\$108,085
POTS Expenditures (excluding Salary Survey and Performance-based Pay)	N/A	\$0	N/A	\$0
Roll Forwards	N/A	\$55,983	N/A	(\$28,537)
Total Expenditures for Division	15.77	\$1,298,491	15.28	\$1,208,310
Amount Under/(Over) Expended	0.23	\$13,160	0.72	\$30,189

Colorado Department of Treasury

FY 2012-13 Budget Cycle

FY 2010-11 Position Detail

(1) ADMINISTRATION; Personal Services

Position Code	Position Type	FTE	FY 2009-10	FTE	FY 2010-11
			Expenditures		Expenditures
	State Treasurer	1.00	\$68,500	1.00	\$68,500
	Deputy State Treasurer	1.00	\$95,424	1.00	\$97,444
H8H3XX	Investment Officer III	1.00	\$110,304	1.00	\$110,304
H8H2XX	Investment Officer II	2.00	\$194,496	2.00	\$194,496
H6G8XX	Management	1.00	\$112,044	1.00	\$112,044
H6G4XX	General Professional IV	1.77	\$132,696	1.89	\$133,394
H8B3XX	Accounting Tech III	2.00	\$85,128	2.00	\$85,128
H8B2XX	Accounting Tech II	1.00	\$31,740	0.46	\$14,446
G3A3XX	Admin Assistant II	1.00	\$36,999	0.93	\$34,462
H8A3XX	Accountant III	2.00	\$160,613	2.00	\$160,632
H8A2XX	Accountant II	1.00	\$65,496	1.00	\$65,496
H8A1XX	Accountant I	1.00	\$52,416	1.00	\$52,416
		0.00	\$0	0.00	\$0
		0.00	\$0	0.00	\$0
		0.00	\$0	0.00	\$0
Total Full and Part-time Employee Expenditures		15.77	\$1,145,856	15.28	\$1,128,762
PERA and Medicare Costs		N/A	\$124,653	N/A	\$99,277
State Temporary Employees		N/A	\$1,930	N/A	\$2,350
Sick and Annual Leave Payouts		0.00	\$0	0.00	\$7,188
Contract Services		N/A	\$0	N/A	\$0
Other Expenditures: <i>Net Payroll Shift</i>		N/A	\$3,480	N/A	(\$730)
<i>Salary Savings due to Furloughs</i>		N/A	(\$33,411)	N/A	\$0
Total Temporary, Contract, and Other Expenditures		0.00	\$96,652	0.00	\$108,085
POTS Expenditures (excluding Salary Survey and Performance-based Pay already included above): <i>Non-Base Performance</i>		N/A	\$0	N/A	\$0
Roll Forwards		N/A	\$55,983	N/A	(\$28,537)
Total Expenditures for Line Item		15.77	\$1,298,491	15.28	\$1,208,310
Total Spending Authority for Line Item		16.00	\$1,311,651	16.00	\$1,238,499
Amount Under/(Over) Expended		0.23	\$13,160	0.72	\$30,189
<p><i>Explanation of Reversion / Overexpenditure: FY 2009-10: One GP IV position was filled at 90% time for 8 months and 50% time for 4 months. FY 2010-11: One GP IV position was shared by a lower salaried, temporary state employee for 6 months, and the position was later vacant for 1.25 months. Secondly, the Accounting Tech II took an extended, unpaid maternity leave for 2.5 months, and the position was later vacant for 4 months. Lastly, the Admin Assistant II position was vacant and performed by a temporary worker for 1 month.</i></p>					
Approved Adjustments to FY 2010-11 Appropriation		FTE	Total Funds	FTE	Total Funds
20% of Performance-based Pay Allocation		N/A	\$0	N/A	\$0
Annualization of		0.0	\$0	0.0	\$0
Annualization of Supplemental funding for Statewide ARRA administrative cost spending authority		0.0	\$0	0.0	\$0
Reversal of Joint Budget Committee Action for 2.5% PERA Contribution Shift Budget Amendment		0.0	\$0	0.0	\$28,946
Total Change from FY 2010-11 to FY 2011-12		0.00	\$0	0.00	\$28,946
FY 2011-12 Appropriation		0.00	\$0	16.00	\$1,267,445

Colorado Department of Treasury
FY 2012-13 Budget Cycle
FY 2010-11 Object Code Detail

(1) ADMINISTRATION; Operating Expenses

Object Code	Object Code Description	FY 2009-10 Expenditures	FY 2010-11 Expenditures
1920	Personal Svcs - Professional	\$5,943	\$4,000
2230	Equip Maintenance/Repair Svcs	\$343	\$695
2232	IT Software Mntc/Upgrade Svcs	\$8,372	\$8,400
2260	Rental of IT Equip - PCs	\$52,247	\$52,935
2513	In-State Pers Veh Reimbursement	\$3,590	\$389
2530	Out-of-State Travel	\$0	\$209
2531	OS Common Carrier Fares	\$0	\$108
2630	Comm Svcs from Div of Telecom	\$10,101	\$10,172
2631	Comm Svcs from Outside Sources	\$1,123	\$1,693
2660	Insurance, Other than Emp Benefits	\$3,500	\$3,500
2680	Printing/Reproduction Services	\$5,949	\$4,844
2820	Other Purchased Services	\$2,199	\$2,445
3115	Data Processing Supplies	\$759	\$680
3117	Educational Supplies	\$0	\$0
3120	Books/Periodicals/Subscriptions	\$42,194	\$46,334
3121	Office Supplies	\$2,137	\$1,690
3123	Postage	\$4,276	\$4,816
3124	Printing/Copy Supplies	\$0	\$53
3128	Noncapitalized Equipment	\$0	\$552
4100	Other Operating Expenses	\$536	\$736
4140	Dues and Memberships	\$3,360	\$4,190
4220	Registration Fees	\$0	\$0
		\$0	\$0
		\$0	\$0
		\$0	\$0
		\$0	\$0
Total Expenditures Denoted in Object Codes		\$146,629	\$148,441
Transfers		\$0	\$0
Roll Forwards		\$11,956	\$5,901
Total Expenditures for Line Item		\$158,585	\$154,342
Total Spending Authority for Line Item		\$210,083	\$194,710
Amount Under/(Over) Expended		\$51,498	\$40,368
<i>Explanation of Reversion / Overexpenditure: FY 2009-10: \$20,545 for CyberSecurity unspent; \$5,000 for web programming unspent; \$7,830 for Treasury publications unspent; \$9,440 additional investment tool costs allocated to note/COP issues; balance of reversion due to continued miscellaneous spending reductions. FY 2010-11: \$26,488 for CyberSecurity unspent and \$13,054 for Treasury publications unspent.</i>			
Approved Adjustments to FY 2010-11 Appropriation		Total Funds	Total Funds
Removal of supplemental funding - Investment tools		\$0	(\$2,916)
Removal of ARRA indirect cost funding		\$0	\$6,055
Annualization of		\$0	\$0
Decision Item		\$0	\$0
Joint Budget Committee Action for BA (FY 2009-10) - NAST dues		\$0	\$800
Total Change from FY 2010-11 to FY 2011-12		\$0	\$3,939
FY 2011-12 Appropriation		\$0	\$198,649

Colorado Department of Treasury
 FY 2012-13 Budget Cycle
 FY 2010-11 Divisional Personal Services Detail

(2) UNCLAIMED PROPERTY

	FY 2009-10		FY 2010-11	
	FTE	Expenditures	FTE	Expenditures
Appropriated Amount Related to Personal Services	15.5	\$764,923	15.5	\$764,966
Allocation of POTS funding to Division	N/A	\$0	N/A	\$0
Total Spending Authority in Division for Personal Services	15.5	\$764,923	15.5	\$764,966
Full- and Part-Time Employee Expenditures (including Salary Survey and Performance-based Pay)	8.9	511,589	8.2	484,291
PERA and Medicare Costs	N/A	\$56,728	N/A	\$42,541
State Temporary Staff	N/A	\$150,755	N/A	\$148,624
Sick and Annual Leave Payouts	0.0	\$3,608	0.0	\$1,431
Contract Services	N/A	\$0	N/A	\$0
Other Expenditures	N/A	(\$14,374)	N/A	\$0
Total Temporary, Contract, and Other Expenditures	0.0	\$196,717	0.0	\$192,596
POTS Expenditures (excluding Salary Survey and Performance-based Pay)	N/A	\$0	N/A	\$0
Roll Forwards	N/A	\$0	N/A	\$0
Total Expenditures for Division	8.9	\$708,306	8.2	\$676,887
Amount Under/(Over) Expended	6.6	\$56,617	7.3	\$88,079

Colorado Department of Treasury
FY 2012-13 Budget Cycle
FY 2010-11 Position Detail

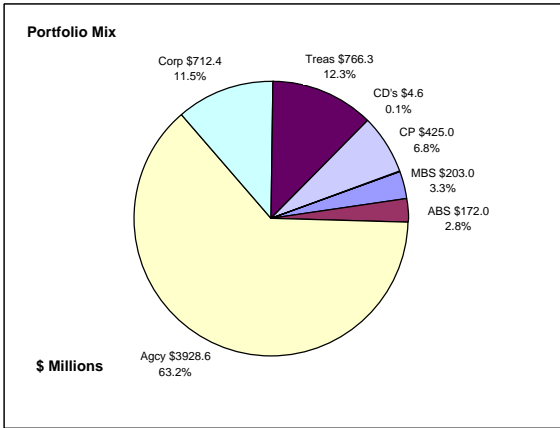
(2) UNCLAIMED PROPERTY; Personal Services

Position Code	Position Type	FY 2009-10		FY 2010-11	
		FTE	Expenditures	FTE	Expenditures
H6G6XX	General Professional VI	1.00	\$103,272	1.00	\$103,272
H6G4XX	General Professional IV	1.00	\$69,384	1.00	\$69,384
H4R1XX	Program Assistant I	0.75	\$37,773	0.80	\$40,291
G3A3XX	Admin Assistant II	2.60	\$83,266	1.93	\$62,303
G3A4XX	Admin Assistant III	0.59	\$20,573	0.83	\$32,000
H8D5XX	Auditor IV	1.00	\$83,052	1.00	\$82,953
H8D3XX	Auditor II	2.00	\$114,269	1.60	\$94,088
H8D1IX	Audit Intern	0.00	\$0	0.00	\$0
		0.00	\$0	0.00	\$0
		0.00	\$0	0.00	\$0
		0.00	\$0	0.00	\$0
		0.00	\$0	0.00	\$0
		0.00	\$0	0.00	\$0
		0.00	\$0	0.00	\$0
		0.00	\$0	0.00	\$0
		0.00	\$0	0.00	\$0
Total Full and Part-time Employee Expenditures		8.94	\$511,589	8.16	\$484,291
PERA and Medicare Costs		N/A	\$56,728	N/A	\$42,541
State Temporary Employees		N/A	\$150,755	N/A	\$148,624
Sick and Annual Leave Payouts		0.00	\$3,608	0.00	\$1,431
Contract Services		N/A	\$0	N/A	\$0
Other Expenditures: Salary Savings due to Furloughs		N/A	(\$14,374)	N/A	\$0
Total Temporary, Contract, and Other Expenditures		0.00	\$196,717	0.00	\$192,596
POTS Expenditures (excluding Salary Survey and Performance-based Pay already included above): Non-Base Performance		N/A	\$0	N/A	\$0
Roll Forwards		N/A	\$0	N/A	\$0
Total Expenditures for Line Item		8.94	\$708,306	8.16	\$676,887
Total Spending Authority for Line Item		15.50	\$764,923	15.50	\$764,966
Amount Under/(Over) Expended		6.56	\$56,617	7.34	\$88,079
<p><i>Explanation of Reversion / Overexpenditure: FY 2009-10: 2 of the Admin Assistant II positions were filled at 80% time; the Program Assistant I position was filled at 75% time; and the Admin Assistant III position was vacant for 5 months. Also, the new positions granted for FY09 and FY10 (1 audit intern, 2.5 admin assistants for claims, and 2 admin assistants for compliance) were not filled. FY 2010-11: 1 of the Admin Assistant II positions was filled at 80% time and 1 was vacant for 10 months; the Program Assistant I position was filled at 80% time; the Admin Assistant III position was vacant for 2 months; and 1 Auditor II position was vacant for 5 months. Also, the new positions granted for FY09 and FY10 (1 audit intern, 2.5 admin assistants for claims, and 2 admin assistants for compliance) were not filled.</i></p>					
Approved Adjustments to FY 2010-11 Appropriation		FTE	Total Funds	FTE	Total Funds
20% of Performance-based Pay Allocation		N/A	\$0	N/A	\$0
Annualization of		0.0	\$0	0.0	\$16,824
Decision Item		0.0	\$0	0.0	\$0
Reversal of Joint Budget Committee Action for 2.5% PERA Contribution Shift Budget Amendment		0.0	\$0	0.0	\$16,824
Total Change from FY 2010-11 to FY 2011-12		0.00	\$0	0.00	\$33,648
FY 2011-12 Appropriation		0.00	\$0	15.50	\$798,614

**Department of Treasury
Responses to Requests for Information**

FY 2012-13 Budget Request

Colorado Treasury Pool Combined September 30, 2011



Portfolio Value

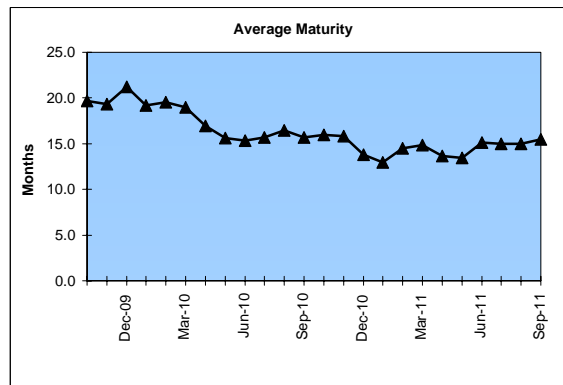
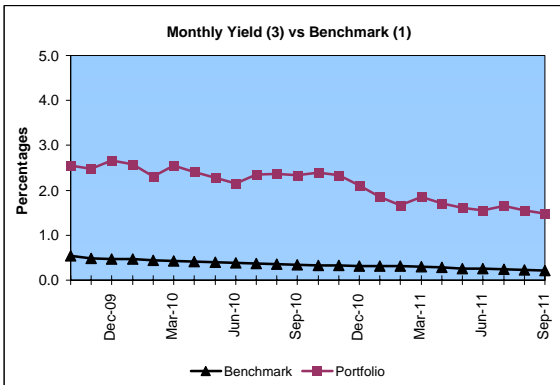
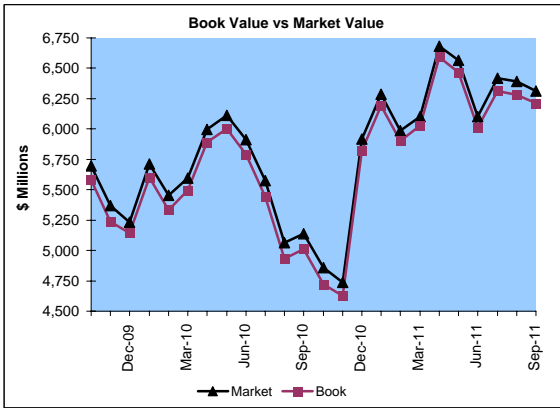
Market Value \$6,312.6 Million
Book Value \$6,211.9 Million

Yield and Average Maturity

Portfolio Book Yield 1.6%
Portfolio Average Maturity 15.5 Months

Portfolio Quality

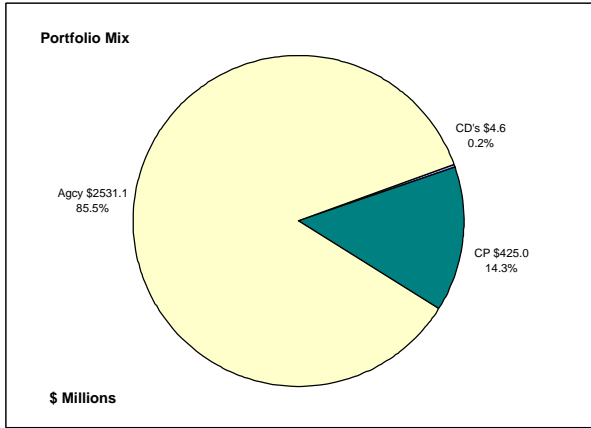
	A1 / P1	AAA	AA	A	BBB	BB	B	Other	Portfolio Percent
Asset Backed		100.0%							2.8%
Corporates		5.5%	44.5%	46.8%	1.8%		1.4%		11.5%
Mortgage Securities			100.0%						3.3%
Commercial Paper	100.0%								6.8%
Treasuries			100.0%						12.3%
Federal Agencies			100.0%						63.2%
Certificates of Deposit								100.0%	0.1%
Money Market Funds									
Total Portfolio	6.8%	3.4%	83.9%	5.4%	0.2%	0.2%	0.1%	0.1%	100.0%



	\$ Millions		Book Yield	Performance Benchmarks (2)
	Average Portfolio	Realized Income		
FY '12 YTD	6,234.3	24.4	1.6%	0.2%
Last 12 months	5,959.2	106.4	1.8%	0.2%
FY '11	5,718.6	113.0	2.0%	0.3%
FY '10	5,717.7	139.0 ³	2.4%	0.4%
FY '09	5,828.6	177.4	3.0%	1.1%
FY '08	5,835.7	249.9	4.3%	3.1%
FY '07	5,122.0	244.3	4.7%	5.0%
Avg FY '07-11	5,644.5	184.7	3.3%	2.0%

(1) 12 month moving average of the constant maturity yield on the 1 year Treasury note
(2) 12 month moving average of the constant maturity yield on the 1 year Treasury note at end of period
(3) Excludes \$5.5 million in losses on sale of investments in July 2009.

Colorado Treasury Cash
(0 - 1 year maturities)
September 30, 2011



Portfolio Value

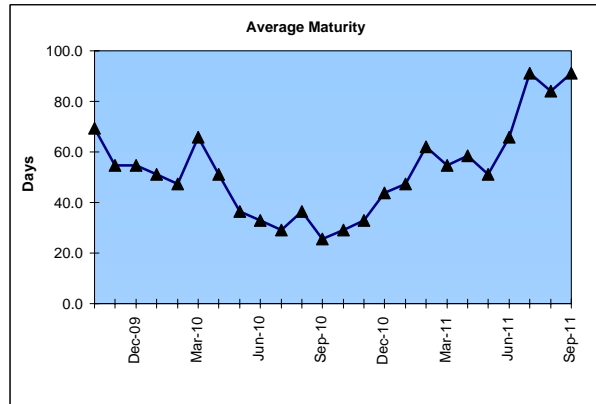
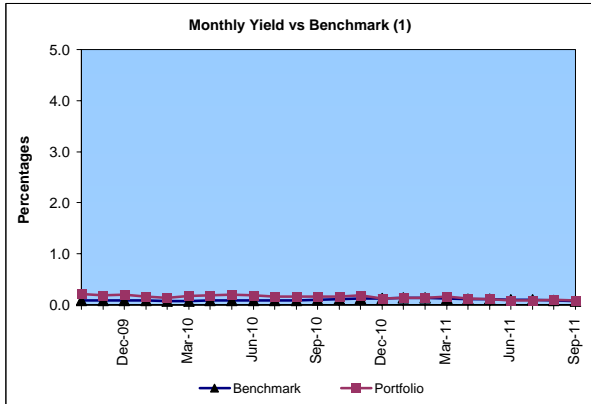
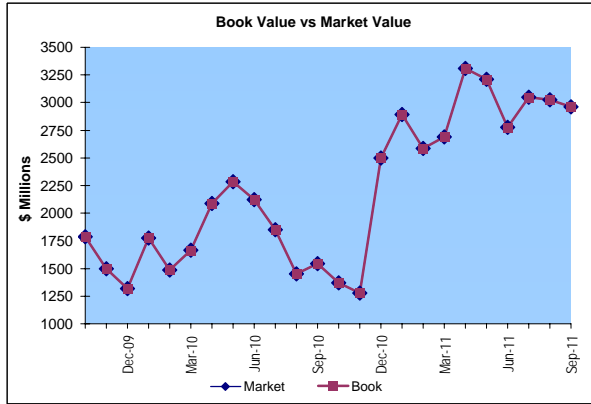
Market Value \$2,961.1 Million
 Book Value \$2,960.7 Million

Yield and Average Maturity

Portfolio Book Yield 0.1%
 Portfolio Average Maturity 91 Days

Portfolio Quality

	A1 / P1	AA	Other	Portfolio Percent
Commercial Paper	100.0%			14.3%
Federal Agencies		100.0%		85.5%
Treasuries				0.0%
Certificates of Deposit			100.0%	0.2%
Money Market Funds				0.0%
Total Portfolio	14.3%	85.5%	0.2%	100.0%



	\$ Millions			Performance
	Average Portfolio	Realized Income	Book Yield	Benchmarks (2)
FY '12 YTD	3,002.8	0.7	0.1%	0.1%
Last 12 months	2,671.1	3.2	0.1%	0.1%
FY '11	2,355.2	3.2	0.1%	0.1%
FY '10	2,013.9	4.1	0.2%	0.1%
FY '09	2,705.6	39.2	1.4%	0.4%
FY '08	2,895.9	114.9	4.0%	2.6%
FY '07	2,312.0	123.6	5.3%	4.8%
Avg FY '07-'11	2,456.5	57.0	2.2%	1.6%

(1) 12 month moving average of the 30 day Treasury bill
 (2) 12 month moving average of the 30 day Treasury bill at end of period

