

COLORADO STATE TREASURY

BUDGET REQUEST

FISCAL YEAR 2016-17

COLORADO STATE TREASURY

FY 2016-17 Budget Request

TABLE OF CONTENTS

Department Description.....	3
MISSION AND VISION STATEMENTS.....	3
ORGANIZATIONAL CHART.....	4
BACKGROUND INFORMATION.....	5
<i>Administration</i>	5
Accounting.....	5
Cash Management.....	6
Investments.....	7
<i>Unclaimed Property</i>	9
<i>Special Purpose</i>	12
Property Tax Deferral Program for Seniors and Active Military Personnel.....	12
Senior Citizen and Disabled Veteran Property Tax Exemption.....	12
Property Tax Reimbursement for Property Destroyed by Nature.....	13
Highway User Tax Funds (HUTF).....	13
<i>Other Programs</i>	14
Charter School Intercept and Moral Obligation Program.....	14
K-12 School District Intercept Program.....	15
Higher Education Intercept Program.....	15
Short-term Note Issuance.....	15
Higher Education Lease Purchase Agreements.....	16
Building Excellent Schools Today (BEST) Lease Purchase Agreements.....	16
Management of the State’s Financial Obligations.....	17
PRIOR YEAR LEGISLATION.....	18
SB 15-207.....	18
HOT ISSUES.....	18
Rural Broadband Initiative:.....	18
Public Employees Retirement Association (PERA):.....	19
Consolidation of the State’s Financial Obligations Within the Treasurer’s Office:.....	19
WORKLOAD INDICATORS.....	20
<i>Administration</i>	20
<i>Unclaimed Property</i>	23

Change Requests.....	26
SCHEDULE 10 – SUMMARY OF CHANGE REQUESTS	26
SCHEDULE 13 – UNCLAIMED PROPERTY LEASED OFFICE SPACE	27
SCHEDULE 13 – INVESTMENT TOOLS – BLOOMBERG AND S&P	31
SCHEDULE 13 – INVESTMENT TOOLS - BONDEDGE	35
SCHEDULE 13 – SECURE COLORADO	38
Line Item Descriptions	39
Schedule 2 – Summary by Long Bill Group.....	48
Schedule 3 – Line Item by Year	49
Schedule 14 – Position and Object Code Detail Reports.....	75
Schedule 5 – Line Item to Statute.....	83
Schedule 6- Special Bills Summary	85
Schedule 7 – Supplemental Bills.....	86
Schedule 8 – Common Policy Summary.....	87
Response to Request for Information	93
STATE INVESTMENT REPORTS AS OF 06/30/15.....	94

Department Description

Mission and Vision Statements

MISSION STATEMENT

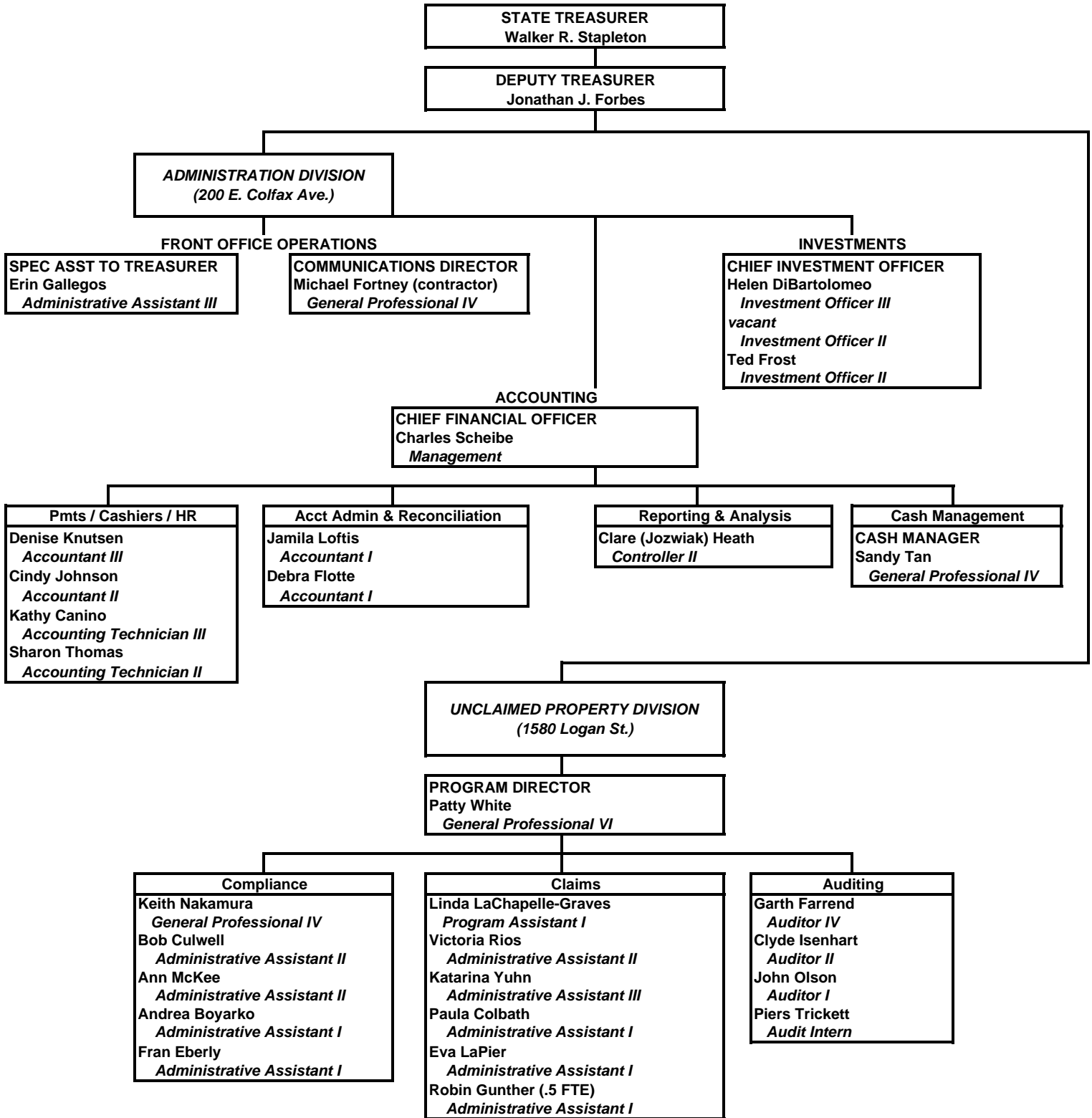
“The Colorado State Treasury is the constitutional custodian of the public’s funds. It is the Treasury’s duty to manage and account for the citizen’s tax dollars from the time they are received until the time they are disbursed. The Treasury’s staff is committed to safeguarding and managing the people’s monies with the same diligence and care as they do their own.”

“The mission of the Unclaimed Property Section is to reunite all owners (or heirs) with their unclaimed or abandoned property.”

VISION STATEMENT

“The Colorado State Treasury staff will continually strive to better serve the citizens of Colorado. Central to this goal is the continued introduction and use of new technologies to provide improved access to services for both citizens and other governmental agencies.”

DEPARTMENT OF TREASURY



Background Information

The Treasury Department's Budget is organized in three distinct sections: **Administration, Unclaimed Property, and Special Purpose.**

Administration

The State Treasurer and his staff serve the citizens of Colorado by providing banking and investment services for all funds deposited with the state treasury. As funds are deposited, they are invested in statutorily authorized investments. Simultaneously, the Treasury ensures that sufficient funds are maintained in cash accounts to meet the State's daily cash needs. The income earned on its investments augments the State's revenues from taxes and fees and decreases the tax burden on Colorado's citizens.

Accounting

On a daily basis, the accounting section records and reconciles all the cash that flows into and out of the State's operating account. The accounting section also manages the disbursement of flow-through funds such as the Highway User's Tax apportionment, Minerals Management funds, and miscellaneous federal funds. Within the Treasury, the accounting staff has significant additional responsibilities. These include:

- Calculation and allocation of monthly investment earnings to funds eligible to earn interest
- Reconciliation of the database of Treasury's investments
- Accounting for and distributing the payments received by the State under the Master Tobacco Settlement Agreement and the Tobacco Tax moneys collected under Amendment 35
- Preparing and managing cash flow estimates for the disclosures required for Treasury's annual Tax and Revenue Anticipation Notes
- Managing the Property Tax Deferral Program for Seniors and Active Military Personnel
- Calculating and disbursing payments for the Senior Citizen and Disabled Veteran Property Tax Exemption Program
- Issuing cash flow notes on behalf of those school districts participating in the Treasury's interest free school loan program, including ongoing monitoring of actual vs. projected cash flow information
- Administering the K-12 school district intercept program and the higher education intercept program
- Administering the Charter School Intercept and Moral Obligation Credit Enhancement Program
- Accounting for the investment of custodial funds from state-issued Certificates of Participation and Enterprise Revenue Bonds deposited with the Treasury

The accounting section also provides cashier services for the State. The cashiers are responsible for daily tracking of all cash receipts, monitoring all the deposits made by other agencies in the State's operating account, updating the State's bank balances throughout the day, and initiating electronic transfers from the State to recipients of state and fiduciary funds.

Finally, the Accounting section handles the department's own administrative functions such as budgeting, personnel, payroll, accounts payable, purchasing, and records retention. Treasury does not have a dedicated IT staff member; and, therefore, has an agreement with the Governor's Office of Information Technology to host Treasury's server and to provide desktop support.

Cash Management

Treasury's Cash Manager manages the State's banking service agreements. The State currently maintains agreements with four primary banks: 1) One provides lockbox services for various State agencies including Colorado Parks and Wildlife, the Department of Revenue, the Department of Labor and Employment, the Department of Health Care Policy and Financing, and the Division of Insurance; 2) Another maintains the State's operating and payables accounts, as well as transactional accounts in remote areas of the State from which deposits are regularly swept to the main operating account; 3) A third provides custody and safekeeping services; and 4) The fourth provides debit card and direct deposit services to the State's unemployed citizens through the Department of Labor and Employment, as well as card services for the Family Support Registry. On-going banking efforts include ensuring effective bank services and controls for State agencies, closing unused or redundant bank accounts, opening new accounts or cash management services for State agencies, and assisting with the resolution of any concerns or problems between State agencies and the banks.

The credit card master services agreement with Wells Fargo which became effective October 31, 2009 continues to be very popular with governmental entities and political subdivisions of the State. Eleven municipalities and counties and twenty political subdivisions have chosen to participate under the State's agreement. This compares to a total of eleven entities that chose to participate under the previous agreement.

The Cash Manager is the State's administrator for the Cash Management Improvement Act (CMIA) agreement with the Federal Government. The CMIA regulates the transfer of federal grant funds among federal and State agencies. CMIA regulations require State agencies to request reimbursement from federal agencies for grant disbursements following a process that minimizes bank balances, avoids negative balances, and eliminates interest earnings. Excess or deficit interest earnings, if any, are calculated each year and paid by the entity with the liability. The Cash Manager manages the CMIA on behalf of State agencies and is the primary contact for the Federal Management Service. Pursuant to federal regulations she identifies grants to be included in the agreement (those in excess of \$54.0 million) and calculates State disbursement patterns that are the basis of the reimbursement schedules. She negotiates the annual agreement and prepares the annual report of excess or deficit interest earnings.

Last, the Cash Manager prepares requests-for-qualifications (RFQs) and negotiates and finalizes the contracts for professional advisors assisting in the Treasury's annual note issuances, and for other services bid out by the Treasury in any given year. In the past year, the Cash Manager completed RFQs for an Unclaimed Property custody and safekeeping provider, as well as for five third-party auditors who audit firms outside of the State of Colorado.

Investments

The Investment section manages several distinct investment portfolios with the primary objectives of, in order of importance, legality, safety, liquidity and yield.

The Treasurer's Pooled Funds (TPOOL/TCASH) provide state agencies with the liquidity of a money market fund while normally generating a higher yield than a typical money market fund. Most state funds, including the General Fund, are held in TPOOL/TCASH.

Ongoing statutory changes oblige many enterprises to remit their tax remittances to the Department of Revenue electronically. With electronic remittance, funds are processed more quickly, providing the investment officers with more accurate and timely cash balance information. This improved information allows the investment division to better invest the money on deposit with the Treasury while still maintaining sufficient liquidity to meet the state's obligations. See the "State Investment Reports as of 06/30/15" section at the end of this request for TPOOL/TCASH's balances and performance.

The Public School Permanent Fund (PSPF) is a constitutionally mandated permanent trust. The principal of the Fund is made up of money earned from the sale or rental of lands and mineral royalties held in the school land trust and overseen by the State Land Board (public schools land income). Both the principal and interest on this Fund are exempt from the requirements of section 20 article X of the state constitution. A unique feature of this Fund is that the General Assembly must make up any capital losses the Fund may suffer from the General Fund. To minimize the likelihood of such an event, the portfolio is structured to preserve principal and, only then, to maximize income. Several changes were made to the distribution of Public School Lands Income in the 2009 legislative session. Beginning in August 2009, 50% of the gross public schools land income is credited to the Public School Capital Construction Assistance Fund created in C.R.S. 22-43.7-104 (part of the Building Excellent Schools Today or BEST Act). In addition, for a portion of FY 2008-09 and all of FY 2009-10 and FY 2010-11, all public schools land income that was not transferred to the Public School Capital Assistance Fund or used for the administration of the State Land Board plus all of the Fund's investment earnings, were transferred to the State Public School Fund, which provides moneys for the School Finance Act. Therefore, no deposits were being made into the Permanent Fund.

In the 2011 legislative session, Senate Bill (SB) 11-230 continued this distribution through the end of FY 2012-13; however, in the 2012 legislative session, SB 12-145 capped the amount of moneys to be transferred to the State Public School Fund for FY 2011-12 only. This allowed \$38.3 million to be deposited into the Permanent Fund. Then in the 2013 legislative session, SB 13-112 capped the amount of moneys to be transferred to the State Public School Fund for FY 2012-13. This bill allowed \$20.8 million to be deposited into the Permanent Fund. Per SB 13-260, for FY 2013-14 and FY 2014-15, the State Public School Fund receives only the first \$16 million of the Permanent Fund's investment earnings. Beginning in FY 2015-16, per SB 15-267, the first \$21 million of the Permanent Fund's investment earnings will be transferred to the State Public School Fund. The balance of the public schools land income not transferred to the Public School Capital Assistance Fund or used for the administration of the State Land Board is deposited into the Permanent Fund. In FY 2013-14, \$84.6 million was deposited into the Permanent Fund; and in FY 2014-15, \$91.4 million was deposited. See the "State Investment Reports as of 06/30/15" section at the end of this request for this Fund's balance and performance.

The Major Medical Insurance Fund (MMIF) is a special fund within the Department of Labor and Employment. The investment portfolio was originally designed to be comprised of money in excess of current needs that was to be held to meet the future medical and indemnity expenses of claimants. Investments in this Fund of approximately \$205 million were liquidated and transferred to the General Fund during FY 2002-03. During FY 2008-09 there was a \$69.5 million transfer to the General Fund per SB 09-208. On March 31, 2010, there was a \$26.5 million transfer to the General Fund per SB 09-279. On June 30, 2011, there was a \$10.0 million transfer to the General Fund per SB 11-164. During the 2009 legislative session, the structure of the MMIF was revised (see C.R.S. 8-46-102). The new design requires the Director of the Division of Workers Compensation (Division) to set a surcharge rate that enables the Division to meet the anticipated obligations of each fiscal year, as well as maintain a balance to cover one year's claims plus expected administrative costs. \$83.0 million of the MMIF is currently designated as a component of the State's Emergency Reserve. See the "State Investment Reports as of 06/30/15" section at the end of this request for this Fund's balance and performance.

The Unclaimed Property Tourism Promotion Trust Fund (UPTPTF) was created by C.R.S. 38-13-116.7. The Fund consists of all proceeds collected through the sale of securities in the custody of the State Treasurer as the administrator of Unclaimed Property. The principal of this Fund will only be expended to pay claims and the interest earned from the deposit and investment of the moneys is credited to the Colorado State Fair Authority Cash Fund, the Agriculture Management Fund, and the Colorado Travel and Tourism Promotion Fund. \$5.0 million of the UPTPTF is currently designated as a component of the State's Emergency Reserve. See additional information regarding this Fund in the Unclaimed Property section which begins below; and see the "State Investment Reports as of 06/30/15" section at the end of this document for this Fund's balance and performance.

For each of the portfolios it manages, the Department, in addition to constitutional and statutory guidance, has developed a written investment policy explicitly stating the appropriate goals, investment standards, level of liquidity, degree of credit risk, duration or average life, and other performance measures. The Treasurer has also established an investment advisory committee incorporating private sector investment professionals, and a representative of each of the agencies for which the Fund is managed to assist him in developing these policies.

A critical aspect of the implementation of these policies and the daily functioning of the investment section is the use of an online data and analytical system (Bloomberg). The Bloomberg System assists the investment managers in identifying and analyzing specific investments for either purchase or sale. Absent access to the Bloomberg System and subscriptions to credit services and an electronic trading system, the Investment section's capacity to meet its constitutional, statutory and policy objectives would be severely limited.

The State's Time Deposit Program makes monies available to eligible public depositories on a weekly basis. The Certificate of Deposit (CD) rates are set by Treasury, and the collateralization of the deposits is administered by the Public Deposit Protection Act section of the Division of Banking. The Treasury offers a 3-month, 6-month and 1-year CD each week. Participation in the Time Deposit Program is predominantly by community banks on the eastern plains and western slope.

Unclaimed Property

The Unclaimed Property program was established in 1987, codified at C.R.S. 38-13-101, et seq., to locate owners of dormant or abandoned property and return their property to them. The law was expanded subsequently to include all types of companies and business entities, with limited exceptions. The law also covers public institutions, including courts, municipalities, most governmental subdivisions/agencies, public corporations or authorities, non-profit entities, hospitals, utilities, estates, trusts, or any other legal or commercial entity. The Division accepts encrypted reports on its website. Currently 100 percent of non-state holders with 20 or more items report electronically (a requirement since March 2007); and the division continues to work with state agencies on reporting in this prescribed format.

The Unclaimed Property Division also includes a small audit section that is charged with ensuring holder compliance with the reporting requirement. This section participates in seminars to educate citizens and businesses about the Unclaimed Property Act and the related compliance responsibilities. In FY 2014-15, the Division held or participated in ten seminars and other outreach programs throughout the state, including Boulder, Centennial (2), Fort Collins, Pueblo, Lakewood, Littleton, Limon, Montrose, and Grand Junction. The seminars reached more than 360 people from industries such as auto dealers, CPA firms, law firms, banks and credit

unions, retail businesses, gas and petroleum stations (with food centers), restaurants, medical/dental clinics, school systems, hospitals, and municipal facilities. In addition to field audits where the auditors conduct onsite audits, the audit section conducts “Desk Audits”. The Desk Audit Program is designed to improve unclaimed property compliance by contacting non-compliant companies and providing them with information about the Colorado Unclaimed Property Program. Businesses are contacted by telephone, letter and questionnaire and are encouraged to review their records for potential unclaimed property. The auditors then assist the business with reporting their unclaimed property. The field audits initiated during FY 2014-15 included large, multilevel businesses that were ongoing for several months, and some medium sized, mixed product businesses, such as petroleum/food stores. Several large audits are ongoing and are not anticipated to conclude until late 2015 and early 2016. Collections from the completed field audits in FY 2014-15 totaled approximately \$186,600. The Desk Audit Program did not focus on a particular industry, but contacted non-reporting medical practices, temporary employment agencies, convenience stores, gas and oil companies, private colleges, food distributors, hi-tech companies, apartment and homeowner association managers, restaurants, and retail and wholesale businesses. Desk audit collections in FY 2014-15 totaled approximately \$398,800. A number of Desk Audits are still under review and two large and complex Field Audits are ongoing. The Division has recently developed the capability of tracking the amount of funds that an audited company has returned to lost owners as a result of the audit. In FY 2014-15, the total returned to Colorado citizens as a result of Unclaimed Property audits was \$2.55 million. The Audit Section performs considerable holder outreach and education to inform businesses about the Unclaimed Property Law, and how to report.

Since the program’s inception the Treasury has returned more than \$400 million to citizens. Colorado businesses typically identify millions of dollars worth of unclaimed property during the reporting process. In many cases these businesses contact the property holders directly and return the money directly to them rather than transferring it to the Treasury. Due to these dual efforts, more than half a million owners or their heirs have had unclaimed property returned to them since the program began.

Unclaimed Property has been featured repeatedly on nationally-televised programs such as 60 Minutes, and Good Morning America, and various programs on the Public Broadcasting System generating hundreds of calls and claims with each occurrence and contributing to the increased number of inquiries and claims. Locally, most of the television stations, and many radio stations featured interviews with the Treasurer discussing various aspects of the Unclaimed Property Program. The Treasury ran a large ad in the Denver Post, and regional newspapers across the state, reminding Coloradans that the Treasury is holding nearly one billion dollars and that the online list contains more than three million names, and urged people to “call and check for their name”. The statewide ads generated thousands of calls and claims from people finding their names on the list.

In FY 2014-15, the Unclaimed Property section returned \$30 million to more than 11,000 claimants. The division continues to refine the electronic service for claimants through the Statewide Internet Portal Authority. This service allows citizens to search the unclaimed property database and to directly download a claim form to complete and submit. Along with the hardcopy claims

received, more than 57,000 claims were filed online in FY 2014-15, totaling over 64,000 claims being filed and processed in the Division during the year. In addition, a claimant may inquire online as to the status of his claim. The success of all these efforts is a constant increase in citizen inquiries and claims. Inquiries to the Department increased by nearly 80%, growing from approximately 77,000 inquiries in FY 2007-08 to approximately 138,000 inquiries in FY 2008-09; and the total number of inquiries has held fairly steady since then with only the type of inquiries varying from year to year. In FY 2014-15, many inquiries were received in the Division by email. During the current fiscal year the Treasury anticipates continuing to pursue a broad approach to publicizing the unclaimed property list of names during the annual publication. These include television and radio advertising coordinated with the ads and lists in newspapers throughout the state.

C.R.S. 38-13-115 requires the Treasurer to sell unclaimed securities of Colorado citizens held by a third party. In FY 2004-05, Treasury began the liquidation process and deposited money into the Trust Fund. More than \$51 million from the first two sales of securities was deposited into the newly created Unclaimed Property Tourism Promotion Trust Fund in FY 2004-05. Additional funds totaling approximately \$8 million were deposited into the Unclaimed Property Tourism Promotion Trust Fund in September 2005 and approximately another \$5 million was deposited in September 2006. Sales were then suspended due to the turbulent fiscal conditions in the years to follow and resumed in FY 2009-10 when the sale of securities resulted in collections of nearly \$39 million. In FY 2011-12, the sale was completed in September 2011; and the sales from one year of security holdings totaled \$6.8 million. In September 2012, the sales of securities totaled \$9.0 million; and in September 2013, the sales totaled \$13.9 million. In October 2014, the sales totaled \$17.0 million.

The Department's Investment Section manages the Unclaimed Property Tourism Promotion Trust Fund as a separate account. Beginning in February 2009, C.R.S. 38-13-116.7 established a new distribution pattern for the interest earned on the Fund. The new allocation of the interest earned is as follows: 1) 25% to the Colorado State Fair Authority Cash Fund; 2) 65% to the Agriculture Management Fund; and 3) 10% to the Colorado Travel and Tourism Promotion Fund.

In FY 2005-06, the division was able to implement the provisions of C.R.S. 38-13-117.3 – 117.7. These statutes direct the Treasury to review all approved claims that exceed \$600 for possible interception to satisfy specified outstanding fees, fines or child support obligations. The division routinely checks these claims against lists submitted by the Judicial Department (JUD), the Department of Revenue (DOR), and the Department of Human Services (DHS). The total dollar amount of "Intercepted" claims by department in FY 2014-15 was as follows: JUD \$58,208; DHS \$33,925; and DOR \$157,193.

Throughout the year, the Unclaimed Property Division also receives and processes unclaimed safe deposit boxes. In FY 2014-15, the total number of safe deposit items reported was 5,681. This reflects the push that was made in the previous year to ask the banks to “catch up” on remitting safe deposit box contents. Other FY 2014-15 statistics: 7,385 items inventoried, 187 items returned, and the total amount of cash from safe deposits boxes deposited was \$36,668. The Division has continued contacting banks to keep them reporting and remitting dormant or abandoned safe deposit contents on schedule and directed considerable effort to processing the boxes that are delivered to the Treasury.

Special Purpose

The special purpose programs include the Property Tax Deferral Program for Seniors and Active Military Personnel, the Senior Citizen and Disabled Veteran Property Tax Exemption Program, the Property Tax Reimbursement for Property Destroyed by Nature, and Highway Users Tax Funds.

Property Tax Deferral Program for Seniors and Active Military Personnel

This program provides loans to pay the property taxes for qualified Colorado citizens who make application. During the 2002 legislative session, C.R.S. 39-3.5-105.5 and 105.7 were revised, changing the funding of this program from a General Fund appropriation to an investment as a loan to the taxpayer. Liens are placed on the property and interest is calculated annually. The interest rate floats with the 10 year Treasury note, changing each year in February. The current rate is set at 2.25%. There are no limits to the number of applications the Department may receive; and there are limited eligibility requirements. As of April 30, 2015, Treasury had 571 participants in the program.

The Treasury uses an Access database to manage this program. Additionally, Treasury uses an annual self-verification process to monitor existing participants thus ensuring their continued eligibility for the program. Also, in conjunction with Central Collections, the Department aggressively pursues delinquent accounts.

Senior Citizen and Disabled Veteran Property Tax Exemption

Created by the passage of Referendum A, which was approved by the voters in November of 2000, and codified at C.R.S. 39-3-201 et seq., this program originally exempted one-half of the first \$200,000 of a home’s value from property taxation for citizens over the age of 65 who have lived in their current homes for at least 10 years. It also applies to surviving spouses of qualified taxpayers. The first payment to counties was made in April of 2003. The Treasury, in conjunction with the Department of Local Affairs has developed and maintains an extensive database for the program to ensure that distributions are correctly calculated and disbursed.

Language in Referendum A gave the legislature the authority to lower the amount of assessed residential property that may be exempted from taxes. Due to the State budget shortfall, C.R.S 39-3-203 was revised to decrease this amount to zero for tax years after December 31, 2002 but before January 1, 2006. Consequently no payments were made for FY 2003-04 through FY 2005-06. The exemption was reinstated to one-half of the first \$200,000 beginning with FY 2006-07. Treasury made \$79.8 million in payments to counties in FY 2007-08; and \$85.6 million in FY 2008-09. However, again due to a State budget shortfall, C.R.S. 39-3-203 was revised for the 2009 property tax year, reducing the amount of assessed residential property that may be exempted from taxes by a qualifying senior from \$200,000 to \$0, leaving the exemption for qualified disabled veterans, noted below, intact. SB 10-190 continued the 2009 reduction through the 2011 property tax year. Consequently, Treasury made only \$1.3 million in payments to counties in FY 2009-10, \$1.6 million in FY 2010-11, and \$1.8 million in FY 2011-12. The assessed residential property that may be exempted from taxes by a qualifying senior returned to one-half of the first \$200,000 beginning in the 2012 property tax year. Treasury made \$102.7 million in payments to counties in FY 2012-13; \$109.8 million in FY 2013-14; and \$116.9 million in FY 2014-15.

Referendum E, approved during the 2006 general election, allows the senior homestead exemption to be extended to veterans who have a service-connected disability that has been rated as 100% permanent, as well as their surviving spouses. This exemption was codified by revising the definitions in C.R.S. 39-3-202.

Property Tax Reimbursement for Property Destroyed by Nature

House Bill 14-1001 created this program by adding C.R.S. 39-1-123. The statute establishes a state reimbursement for certain property taxes owed or paid for real property and business personal property that has been destroyed in a natural disaster or by another cause beyond the control of the property owner. The program applies to tax years starting on or after January 1, 2013; and the appropriation for FY 2015-16 is \$2,221,828.

Highway User Tax Funds (HUTF)

The annual calculation, allocation and distribution of HUTF to Colorado counties and municipalities, and the Department of Transportation are responsibilities of the Treasury. Estimates for future HUTF disbursements are based on projections from the Legislative Council Office.

On March 2, 2009, the Funding Advancements for Surface Transportation and Economic Recovery (FASTER) bill was signed into law and codified at C.R.S. 43-4-801 et seq. FASTER generates additional revenues for statewide transportation improvements. Revenues generated from the Road Safety Surcharge, Oversize/Overweight Surcharge, Rental Car Surcharges, and late vehicle registration fees are credited to the HUTF and distributed per statute to the Department of Transportation, counties, and municipalities.

Other Programs

Charter School Intercept and Moral Obligation Program

C.R.S. 22-30.5-406 allows a charter school entitled to receive moneys from the State to request that the State Treasurer make direct payments of principal and interest on capital construction bonds on its behalf. The Treasury withholds the moneys needed to make these payments from the monthly equalization payments to the Charter Authorizer (the school district in which the charter school is located or the State Charter School Institute). The Treasurer will only perform an intercept for a charter school that receives sufficient state equalization money to cover the entire annual amount of the principal and interest payments. This program enhances the charter school's ability to obtain favorable financing terms on its bonds. As of September 30, 2015, Treasury had 68 participants in the intercept program.

In addition to this intercept program the Treasury oversees a complementary program: the "Moral Obligation Program." This program enhances the credit of a "qualified charter school." A qualified charter school is one that has obtained an investment grade credit assessment on a "stand alone" basis. The enhancement enables these qualified schools to obtain more favorable financing terms on their capital construction bonds. The program is funded from a separate source of moneys from which the Treasury would make bond payments in the case of a default by a charter school. C.R.S. 22-30.5-407 created the State Charter School Interest Savings Account within the State Charter School Debt Reserve Fund. Each qualified charter school allowed into this program annually pays ten basis points of the principal amount of bonds outstanding into this fund. At September 30, 2015, the fund had a balance of \$4.1 million. In the event that a default occurs that exhausts the balance in the fund, as well as the \$1 million appropriated in FY 2002-03 from the State Education Fund, the statute directs the Governor to notify the General Assembly so that it may consider whether to appropriate funds to pay off the bonds. An additional \$6.5 million was appropriated from the State Education Fund to the State Charter School Debt Reserve Fund in FY 2014-15. This last element is the "moral obligation" aspect of the program. Failure by the State to make such an appropriation could have a substantial negative effect on the State's credit and almost certainly interfere with its ability to issue certificates of participation. The statutory cap of the outstanding par value of the bonds issued by charter schools under this program was legislatively increased from \$200 million to \$400 million in 2006; and from \$400 million to \$500 million in 2014. As of September 30, 2015, the outstanding par value of the bonds issued under the moral obligation program was \$369.1 million.

K-12 School District Intercept Program

The program created in C.R.S. 22-41-110 requires the Treasurer to make timely payments of principal and interest on school district bonds if the district is unable to do so. If the Treasurer makes such a payment, he shall recover the amount forwarded by withholding amounts from the school district's payments of the State's share of the district's total program funding and/or from school district property tax and specific ownership tax revenues. With this security in place, school districts across the State have been able to receive greatly enhanced ratings on their bond issues. The program, created in 1991, automatically covers all school districts except those which have expressly opted out of the program. Since the program's inception, Treasury has never made a bond payment on behalf of a school district. As of June 30, 2015, the outstanding par value of the bonds issued under the school district intercept program was approximately \$7.5 billion.

Higher Education Intercept Program

Based on the success of the State's school district intercept program explained above, in 2008 the legislature created a parallel program for revenue bonds issued by Colorado state-supported institutions of higher education, enacted as C.R.S. 23-5-139. In this program, the Treasurer is required to make timely payments of principal and interest on revenue bonds issued by qualified state-supported institutions of higher education if the institution is unable to do so. If the Treasurer makes such a payment, he shall recover that amount by withholding amounts from the institution's payments of the State's fee-for-service contract with the institution, from any other State support for the institution, and from any unpledged tuition moneys collected by the institution. With this security in place, the State's public institutions of higher education receive greatly enhanced ratings on their bond issues. Unlike the school district program, institution bonds must meet certain qualifications to be covered by the program: 1) at the time of issuance, the maximum total annual debt service payments of the revenue bond issue and any other bonds to which this section applies issued by the same institution are one hundred percent or less of the institution's prior year fee-for-service contract revenue; and 2) the institution must have pledged certain other institution revenues to the bond holders. As of September 30, 2015, there were nine institutions of higher education participating and the outstanding par value of the bonds issued under the higher education intercept program was approximately \$1.5 billion.

Short-term Note Issuance

Due to the highly irregular flows of revenues into the state, Treasury issues short term tax and revenue anticipation notes. This financing provides funds to meet the state's liquidity needs in months when the state's general fund experiences a deficit. Interest on the notes and their costs of issuance are paid from investment earnings and premium. In July 2015, Treasury issued \$600 million in tax and revenue anticipation notes which mature in June 2016.

In July 2015, the Treasury also issued \$165 million in short term notes on behalf of the State of Colorado Education Loan Program to fund cash flow shortages in school districts. An additional issuance of approximately \$350 million for this program will occur in January 2016. These notes also mature in June 2016; and the repayment of the notes is from the property tax collections of the participating local school districts.

Higher Education Lease Purchase Agreements

In 2008, the General Assembly enacted C.R.S. 23-1-106.3 authorizing the Treasurer to execute lease purchase agreements on behalf of the State for certain capital projects at state-supported institutions of higher education as specified in House Journal Resolution (HJR) 08-1042. The legislation sets the term of maturity and maximum annual lease payment amounts. The repayment source for these transactions is the Higher Education Federal Mineral Lease Revenues Fund created in C.R.S. 23-19.9-102. C.R.S. 23-1-106.3 also specifies that the Treasurer will make an annual determination of the sufficiency of money in the Higher Education Federal Mineral Lease Revenues Fund for entering into additional lease purchase agreements in subsequent years. \$230.8 million in Certificates of Participation (COPs) were issued on November 6, 2008. The proceeds of the certificates funded twelve projects at institutions of higher education per HJR 08-1042 (projects 1-11 plus project 13). The unspent proceeds from these twelve projects was approved to fund an additional eleven projects at institutions of higher education per a letter from the Capital Development Committee dated September 6, 2012.

Responding to historically low rates in the tax exempt market, a portion of the 2008 COPs were restructured to realize both budgetary and present value savings. \$35.9 million of refunding higher education Certificates of Participation were issued in December 2009, which saved the state \$12.8 million from FY 2009-10 through FY 2011-12. Then, again, in November 2014, \$110.5 million of refunding higher education COPs were issued which saved the state nearly \$12 million over the life of the loan.

Building Excellent Schools Today (BEST) Lease Purchase Agreements

In 2008, House Bill 08-1335 (the BEST Act) was signed into law (codified as C.R.S. 22-43.7-101 et seq.). This legislation authorizes the Treasurer to execute lease purchase agreements on behalf of the State for certain kindergarten through twelfth grade public school capital projects. The legislation allows the Public School Capital Construction Assistance Board to recommend projects to be funded through these lease purchase agreements with annual lease payments that do not exceed, in total, \$20 million in FY 2008-09, \$40 million in FY 2009-10, \$60 million in FY 2010-11, and \$80 million in FY 2011-12 and any year thereafter. Of this amount, the State is responsible for funding lease payments not to exceed half the total. School districts, charter schools or Boards of Cooperative Educational Services provide “matching” amounts to make any additional lease payments up to the total.

The Treasurer makes lease payments from the Public School Capital Construction Assistance Fund, which receives moneys from school trust lands and from the Colorado Lottery. \$87.1 million in Certificates of Participation Qualified School Construction Bonds were issued on August 12, 2009 to fund the awards recommended by the Assistance Board and approved by the State Board of Education. On March 16, 2010, \$85.7 million in taxable Build America certificates and \$14.0 million in tax exempt certificates were issued to fund the second round of awards. On December 16, 2010, \$95.7 million in Qualified School Construction Bond certificates, \$119.8 million in taxable Build America certificates, and \$2.0 million in tax exempt certificates were issued to fund the third round of awards. On December 8, 2011, \$146.6 million in tax exempt certificates were issued to fund the fourth round of awards. On December 6, 2012, \$196.0 million in tax exempt certificates were issued to fund the fifth round of awards. On December 9, 2013, \$89.5 million in tax exempt certificates were issued to fund the sixth round of awards. In February 2015, unexpended Certificates of Participation proceeds from completed projects was utilized to fund one additional project.

Management of the State's Financial Obligations

The Treasurer's Office assumed the responsibilities of managing the State's financial obligations after enactment of SB 12-150. During FY 2012-13, the Treasurer's Office worked diligently to put these new duties into motion by promulgating Colorado's first State Public Finance Policy – which was viewed favorably by financial markets as well as credit rating agencies.

In this role, Treasury continually analyzes the State's outstanding financial obligations to identify refinancing opportunities in order to produce both present value and cash flow savings for the State.

Additionally, financial obligations have numerous annual post-issuance compliance measures required by both the Securities Exchange Commission (SEC) and the Internal Revenue Service (IRS). Treasury's analysis of these measures lead to an overhaul of the State's post-issuance compliance procedures required by the SEC and the IRS, implementing new procedures and processes to bring the State into 100% compliance.

Prior Year Legislation

SB 15-207

This bill authorized the Colorado Bureau of Investigation (CBI) to refinance, for present value and cash flow savings, \$10 million of certificates of participation issued in 2006, originally used to fund the acquisition of office and laboratory space. The original certificates of participation were issued by the Grand Junction Leasing Authority. Under the terms of the new certificates of participation, the State of Colorado is the issuing authority. This refinancing saved the State roughly \$1 million in present value savings and approximately \$80,000 in cash flow savings annually through FY 2032-33. The Treasurer's Office, in its new role as the manager of the State's financial obligations, assisted with the legislation to ensure proper financial structure of the certificates of participation issuance that it would later finance on behalf of the CBI.

Hot Issues

Rural Broadband Initiative:

Due to low population density, topographical barriers, and greater geographical distances, broadband service may be more difficult to obtain in some rural areas. The Treasurer's Office, working in conjunction with the Governor's Office, will work with these communities to develop a strategic plan for broadband deployment that includes creating a comprehensive business proposal to broadband providers. The goal of such a plan would be to demonstrate to broadband providers that deployment is a sound business decision that would benefit both the providers and the community. In an effort to create synergistic opportunities between the State and several of these rural areas, the Treasurer's Office is exploring the potential use of the Colorado Corrections Institute's prisoner work program to facilitate the laying of fiber optic cable.

Public Employees Retirement Association (PERA):

The unfunded liability of PERA's defined benefit plan continues to be of great concern to the Treasurer's Office. The Treasurer's Office will continue to use its board seat to fight for increased transparency of financial contracts and plan documents. In addition, we will continue to evaluate the plan's assumed rate of return tied to the plan's actuarial rate of 7.75% for appropriateness in light of recent financial underperformance of the plan.

Consolidation of the State's Financial Obligations Within the Treasurer's Office:

Continuing the consolidation process of the State's financial obligations: This document mentions several successful milestones of implementing SB 12-150 which centralized the State's public financial management, including the promulgation of the State's first Public Finance Policy and strengthening the State's post-issuance compliance measures. As we continue to improve and streamline these processes, there will be additional opportunities to make financial management more efficient:

- **Qualified vendor pools:** Prior to SB 12-150, financial management was decentralized, disorganized, and executed on a case-by-case basis. Now that financial management is centralized, the Treasurer's Office can improve this service to agencies in many ways. One immediate improvement was to create qualified pools of vendors, including legal counsel, banking and underwriting entities, and other services. This will help streamline the time required to execute the State's financial transactions.
- **Post Issuance Compliance:** For any State financial obligation (TRANS, COPs, etc.), there are annual disclosure requirements for the life of each individual issuance. Prior to consolidation, the State was significantly out of compliance with these disclosure requirements. The Treasurer's Office is shoring up these deficiencies and is currently in 100% compliance with these Security and Exchange Commission regulations.

Workload Indicators

Administration

Workload Indicators	FY 12-13 Actual	FY 13-14 Actual	FY 14-15 Actual
Number of Treasury Pool investment purchases / Average dollar amount per purchase	562 / \$33.1 million	460 / \$33.3 million	384 / \$42.2 million
Number of HUTF payments produced	3,941 EFT pymts / 25 warrants	3,948 EFT pymts / 25 warrants	3,885 EFT pymts / 76 warrants
Number of deferred property applications processed	429	403	399
Number of participants in charter intercept program (Number of these in “moral obligation” program)	60 (32)	64 (31)	69 (32)
Number of school districts participating in interest free loan program	17	22	26
Number of cash-related documents processed **	1,151,766	1,148,043	currently unavailable
Number of checks received / Dollar amount of checks received	177,609 / \$656.8 million	160,107 / \$773.4 million	160,146 / \$811.4 million
Dollar amount of electronic deposits accounted for	27.2 billion	25.5 billion	35.2 billion

** Agencies with an interest-eligible fund are charged a transaction fee by Treasury based on the number of documents processed for that fund each year.

Significant Administration Accomplishments

To accelerate receipt of all funds coming into the Treasury Department

- 1.1.1** Continued to train other agency personnel on alternative cash concentration procedures such as the use of Internet based bank transfers to quickly and efficiently move money to the State's main operating account.
- 1.1.2** Continued to research and evaluate potential means to electronically transmit bank deposits seeking ones that meet the appropriate standards of accuracy, ease of use, and cost effectiveness.

To conservatively and safely invest the portfolios to preserve principal and consistently provide income

- 1.2.1** Earned \$107.05 million of income for all funds managed in FY 2014-15.
- 1.2.2** No investments in default or nonpaying status.
- 1.2.3** Exceeded the investment portfolio benchmark by 74 basis points.

To disburse funds efficiently

- 1.3.1** Maintained a timely process related to the applications for the senior property tax deferral program and the associated disbursements to the county treasurers.
- 1.3.2** Maintained a timely process related to intercepting bond payment funds from charter schools participating in the Charter Intercept Program and forwarding same to their chosen bank.

To provide efficient and timely cash flow monitoring

- 1.4.1** Successfully completed note issuances on behalf of school districts to meet their cash flow needs, while minimizing the program's cost to the state's General Fund.
- 1.4.2** Ensured that all outstanding interest free loans to school districts were repaid on time.
- 1.4.3** Maintained a timely process, with the assistance of the Department of Revenue, to transfer tobacco taxes collected under Amendment 35 to various State agencies.
- 1.4.4** Continued to maintain a database to monitor the general obligation bonds issued by school districts under the School District Intercept Program, C.R.S. 22-41-110.
- 1.4.5** Also continued to maintain a database to monitor the revenue bonds issued by state-supported institutions of higher education under the Higher Education Intercept Program, C.R.S. 23-5-139.

To improve cash management and ensure adequate liquidity through better forecasting

1.5.1 Continued to refine cash flow forecasting methodology.

1.5.2 Continued to meet with the Office of State Planning and Budgeting (OSPB), the Department of Revenue and Legislative Council to ensure accurate cash flow information for legislature and credit rating agencies.

1.5.3 Cost effectively issued Tax Revenue Anticipation Notes to aid in cash flow management, sizing the issuance to minimize interest expense.

To improve banking services

1.6.1 Continued to evaluate banking services for improved reporting, cash management, and earnings on funds on deposit.

To provide technical assistance to local governments

1.7.1 Continued to instruct local government finance officials on the State's master credit card agreement.

To continue and improve the Building Excellent Schools Today program

1.8.1 Continued to refine and improve the process for constructing lease purchase financing for the program.

1.8.2 Utilized unexpended Certificates of Participation proceeds from completed projects to fund one additional project in February 2015.

To continue to improve and streamline the State's management of its financial obligations

1.9.1 Promulgated the State's first Public Finance Policy, helping provide clarity to financial markets related to the process by which the State manages its finances.

1.9.2 Completed two refinancing opportunities, resulting in significant savings for the State: \$115.2 million of Higher Education Capital Construction Lease Purchase Financing Program Certificates of Participation originally issued in 2008; and \$10.7 million of Grand Junction, Colorado State Leasing Authority, Inc. Lease Revenue Bonds originally issued in 2006.

1.9.3 Completed the overhaul of the State's post-issuance compliance procedures required by the Securities Exchange Commission and the Internal Revenue Service, implementing new procedures and processes to bring the State into 100% compliance.

Unclaimed Property

Workload Indicators	FY 12-13 Actual	FY 13-14 Actual	FY 14-15 Actual
Number of claims processed	17,568	13,844	14,065
Number of inquiries handled	135,000	135,000	135,000
Number of letters mailed to owners	6,000	6,000	6,000
Number of businesses & reporting services notified	8,299	8,401	8,493
Number of holder reports received (Number of these filed electronically)	9,467 (9,467)	9,730 (9,730)	10,071 (10,071)
Safe deposit (SD) related items:			
<ul style="list-style-type: none"> Number of SD items reported 	2,468	2,947	5,681
<ul style="list-style-type: none"> Number of SD items inventoried 	7,162	3,809	7,385
<ul style="list-style-type: none"> Number of SD items returned 	166	235	187
<ul style="list-style-type: none"> Number of SD items sold (amount received) 	No Auctions Held	No Auctions Held	No Auctions Held

Significant Unclaimed Property Accomplishments

To communicate existence of Program more effectively to potential owners

1.1.1 Pursued an aggressive media program throughout the year to highlight the program, including being repeatedly featured on nationally-televised programs such as 60 Minutes, Good Morning America, and PBS.

1.1.2 Continued annual publication of unclaimed property holder names, significantly increasing submission of inquiries and claims by citizens. In April 2015, the publication utilized 10 television stations throughout the state, many radio stations, and newspapers in many counties to advertise more than 200,000 new names. The names published were those added to the Unclaimed Property database during the previous year and valued at \$50 or more.

To reduce the administrative burden on holders

1.2.1 Continued to make all forms and reporting instructions available on the Treasury website.

1.2.2 Continued to enforce the rule requiring all companies with 20 or more items to report to submit the report electronically.

1.2.3 Continued to make it possible for companies to submit encrypted reports electronically.

1.2.4 Made it possible for companies to remit funds electronically.

1.2.5 Made an aggressive effort to call for dormant safe deposit boxes being held by banks.

1.2.6 Contacted Colorado holders by email to notify them of Unclaimed Property Educational Seminars.

To educate citizens and businesses about unclaimed property and the related responsibilities for compliance

1.3.1 Held ten seminars and other outreach programs in Boulder, Centennial (2), Fort Collins, Pueblo, Lakewood, Littleton, Limon, Montrose, and Grand Junction.

1.3.2 Continued efforts to identify and contact potential unclaimed property holders to inform them of requirements to report and the processes for doing so.

1.3.3 Sent or delivered claim forms to businesses and government agencies to inform them of unclaimed property that they could claim.

1.3.4 Contacted holders to inform them of scheduled seminars.

To meet additional statutory requirements

1.4.1 Continued to refine the unclaimed property intercept program pursuant to HB 05-1044 to capture unclaimed property owed to meet outstanding governmental debts.

1.4.2 Continued to assist other state agencies in implementing a process for reporting and obtaining reimbursements.

1.4.3 Continued to make an aggressive effort to dispose of non-valuable safe deposit items held by the Division for three years or longer, in compliance with the Unclaimed Property statute.

1.4.4 Scheduled and completed the annual sale of unclaimed securities held by the Division in a timely manner and in compliance with the Unclaimed Property statute.

FY 2016-17 BUDGET REQUEST - TREASURY

Schedule 10 Request

Non-Prioritized Requests	Interagency Review	Requires Legislation	Total Funds	FTE	General Fund	Cash Funds	Reappropriated Funds	Federal Funds
R-01 Secure Colorado	None	No	\$1,050	0.0	\$1,050	\$0	\$0	\$0
Non-Prioritized Request Subtotal			\$1,050	0.0	\$1,050	\$0	\$0	\$0

Prioritized Requests	Interagency Review	Requires Legislation	Total Funds	FTE	General Fund	Cash Funds	Reappropriated Funds	Federal Funds
R-01 Funding for Unclaimed Property Leased Office Space	None	No	\$1,733	0.0	\$0	\$1,733	\$0	\$0
R-02 Investment Tools - Bloomberg and S&P	None	No	\$4,480	0.0	\$4,480	\$0	\$0	\$0
R-03 Investment Tools - BondEdge	None	No	(\$26,770)	0.0	(\$26,770)	\$0	\$0	\$0
Prioritized Request Subtotal			(\$20,557)	0.0	(\$22,290)	\$1,733	\$0	\$0

Total Department of Treasury FY 2016-17 Requests			(\$19,507)	0.0	(\$21,240)	\$1,733	\$0	\$0
---	--	--	-------------------	------------	-------------------	----------------	------------	------------

Schedule 13
Funding Request for the FY 2016-17 Budget Cycle

Department of Treasury

Request Title

R-01 Funding for Unclaimed Property Leased Office Space

Dept. Approval By: _____	_____	X	Supplemental FY 2015-16
			Change Request FY 2016-17
OSPB Approval By: _____	_____	_____	Base Reduction FY 2016-17
			Budget Amendment FY 2016-17

Summary Information	Fund	FY 2015-16		FY 2016-17	FY 2017-18	
		Initial Appropriation	Supplemental Request	Base Request	Change	Request
	Total	\$57,189	\$0	\$57,189	\$1,733	\$3,466
	FTE	0.0	0.0	0.0	0.0	0.0
Total of All Line Items Impacted by Change Request	GF	\$0	\$0	\$0	\$0	\$0
	CF	\$57,189	\$0	\$57,189	\$1,733	\$3,466
	RF	\$0	\$0	\$0	\$0	\$0
	FF	\$0	\$0	\$0	\$0	\$0

Line Item Information	Fund	FY 2015-16		FY 2016-17	FY 2017-18	
		Initial Appropriation	Supplemental Request	Base Request	Change	Request
	Total	\$57,189	\$0	\$57,189	\$1,733	\$3,466
	FTE	0.0	0.0	0.0	0.0	0.0
(2) UNCLAIMED PROPERTY, Leased Space	GF	\$0	\$0	\$0	\$0	\$0
	CF	\$57,189	\$0	\$57,189	\$1,733	\$3,466
	RF	\$0	\$0	\$0	\$0	\$0
	FF	\$0	\$0	\$0	\$0	\$0

Letternote Text Revision Required?	Yes	No	X	If Yes, describe the Letternote Text Revision:
	_____	_____	_____	
Cash or Federal Fund Name and CORE Fund Number:	8270 WAAA			
Reappropriated Funds Source, by Department and Line Item Name:				
Approval by OIT?	Yes	No	Not Required:	X
Schedule 13s from Affected Departments:	_____	_____	_____	_____
Other Information:				

CHANGE REQUEST for FY 2016-17 BUDGET REQUEST CYCLE

Department:	Treasury
Priority Number:	1 of 3
Change Request Title:	Funding for Unclaimed Property Leased Office Space

SELECT ONE (click on box):

- Decision Item FY 2016-17
- Base Reduction Item FY 2016-17
- Supplemental Request FY 2015-16
- Budget Request Amendment FY 2016-17

SELECT ONE (click on box):

Supplemental or Budget Request Amendment Criterion:

- Not a Supplemental or Budget Request Amendment
- An emergency
- A technical error which has a substantial effect on the operation of the program
- New data resulting in substantial changes in funding needs
- Unforeseen contingency such as a significant workload change

Short Summary of Request:

The Unclaimed Property Division (the Division) requires a new or renewed lease for office space.

General Description of Request:

The Division's current five year lease with CIO Logan Tower (successor to the Logan Tower Partnership) for 3,466 square feet of space at 1580 Logan Street expires June 30, 2016. Dated May 2011, this First Amendment to the lease dated May 2006 includes a renewal option to extend the term of the lease for two consecutive additional periods of three or five years each. Proximity to the State Capitol is an essential factor for the Division; the Division utilizes one of the vaults in Treasury's Administrative office in the State Capitol. Additionally, it is not unusual for members of the public to attempt to process claims at the State Capitol and referral to a nearby office eases that process considerably for claimants. Although the final decision as to whether to renew the current lease will not be made until December 2015, recent discussions with the State's real estate broker lead the Department to believe that the base rents with the current lessor as stated for the renewal period are better than what can be found in the current commercial market in the vicinity of the State Capitol. Therefore, the Division requests the necessary funding to renew its current lease for one five year period.

Consequences if Not Funded:

If not funded, the Department would need to find office space for the Division priced at the current annual allocation of \$57,189 which may result in a location outside of downtown Denver. The Division would also incur moving costs (ten years ago, these costs were in the \$6,000 - \$7,000 range).

Calculations for Request:

Summary of Request FY 2016-17	Total Funds	General Fund	Cash Funds	Reappropriated Funds	Federal Funds	FTE
Total Request	\$1,733		\$1,733			0.0
Leased Space	\$1,733		\$1,733			0.0

Summary of Request FY 2017-18	Total Funds	General Fund	Cash Funds	Reappropriated Funds	Federal Funds	FTE
Total Request	\$3,466		\$3,466			0.0
Leased Space	\$3,466		\$3,466			0.0

See “Assumptions for Calculations” section on the following page for the annual base rent figures during the renewal period.

Cash Funds Projections:

Cash Fund Name	Cash Fund Numbers	FY 2014-15 Expenditures	FY 2014-15 End of Year Net Assets	FY 2015-16 End of Year Net Assets Estimate	FY 2016-17 End of Year Net Assets Estimate	FY 2017-18 End of Year Net Assets Estimate
UP Trust Fund	8270 / 82A0	\$52.0 million *	\$79.1 million	\$88.2 million	\$95.7 million	\$101.6 million

NOTE: “Net Assets” equals Available Cash less the Reserve Amount necessary to pay future claims should the program be discontinued.

* Includes \$2.5 million in costs to operate the program, and \$19.6 million in transfers to the Adult Dental Fund per C.R.S. 38-13-116.7 (2.8).

Assumptions for Calculations:

The FY 2015-16 annual base rent allocation is \$57,189.

The renewal terms are as follows:

Lease Period	Annual Base Rent (3,466 sq ft)	Property Tax Credit (\$1.75/sq ft)	Total Need
07/01/16 – 06/30/17	\$64,988 (18.75/sq ft)	\$6,066	\$58,922
07/01/17 – 06/30/18	\$66,721 (19.25/sq ft)	\$6,066	\$60,655
07/01/18 – 06/30/19	\$68,454 (19.75/sq ft)	\$6,066	\$62,388
07/01/19 – 06/30/20	\$70,187 (20.25/sq ft)	\$6,066	\$64,121
07/01/20 – 06/30/21	\$71,920 (20.75/sq ft)	\$6,066	\$65,854

Schedule 13
Funding Request for the FY 2016-17 Budget Cycle

Department of Treasury

Request Title

R-02 Investment Tools - Bloomberg and S&P

Dept. Approval By: _____	_____	X	Supplemental FY 2015-16
			Change Request FY 2016-17
OSPB Approval By: _____	_____	_____	Base Reduction FY 2016-17
			Budget Amendment FY 2016-17

Summary Information	Fund	FY 2015-16		FY 2016-17		FY 2017-18
		Initial Appropriation	Supplemental Request	Base Request	Change	Request
Total		\$184,734	\$0	\$184,734	\$4,480	\$4,480
FTE		0.0	0.0	0.0	0.0	0.0
Total of All Line Items Impacted by Change Request	GF	\$184,734	\$0	\$184,734	\$4,480	\$4,480
	CF	\$0	\$0	\$0	\$0	\$0
	RF	\$0	\$0	\$0	\$0	\$0
	FF	\$0	\$0	\$0	\$0	\$0

Line Item Information	Fund	FY 2015-16		FY 2016-17		FY 2017-18
		Initial Appropriation	Supplemental Request	Base Request	Change	Request
Total		\$184,734		\$0	\$184,734	\$4,480
FTE		0.0		0.0	0.0	0.0
(1) ADMINISTRATION, Operating Expenses	GF	\$184,734		\$0	\$184,734	\$4,480
	CF	\$0		\$0	\$0	\$0
	RF	\$0		\$0	\$0	\$0
	FF	\$0		\$0	\$0	\$0

Letternote Text Revision Required?	Yes	No	X	If Yes, describe the Letternote Text Revision:
	_____	_____	_____	
Cash or Federal Fund Name and CORE Fund Number:				
Reappropriated Funds Source, by Department and Line Item Name:				
Approval by OIT?	Yes	No	Not Required:	X
	_____	_____	_____	_____
Schedule 13s from Affected Departments:				
Other Information:				

CHANGE REQUEST for FY 2016-17 BUDGET REQUEST CYCLE

Department:	Treasury
Priority Number:	2 of 3
Change Request Title:	Investment Tools – Bloomberg and S&P

SELECT ONE (click on box):

- Decision Item FY 2016-17
- Base Reduction Item FY 2016-17
- Supplemental Request FY 2015-16
- Budget Request Amendment FY 2016-17

SELECT ONE (click on box):

Supplemental or Budget Request Amendment Criterion:

- Not a Supplemental or Budget Request Amendment
- An emergency
- A technical error which has a substantial effect on the operation of the program
- New data resulting in substantial changes in funding needs
- Unforeseen contingency such as a significant workload change

Short Summary of Request:

The Department of Treasury’s investment officers utilize unique investment tools on a day-to-day basis: Bloomberg computer terminals providing live prices and yields; and Standard & Poor’s (S&P) credit research service, CreditWire. A portion of the costs of these tools is allocated to the Department’s debt issuances because Treasury relies upon these services to assist it in reinvesting the proceeds of these issuances. However, the changes listed below are making it necessary for Treasury to request additional funds to continue funding these investment tools at their current levels.

- The percentage of the investment tool costs applicable to Treasury’s debt issuances has fallen from 15% to 14%.
- Treasury has been informed of a price increase by Standard & Poor’s, as well as bi-annual price increases from Bloomberg.

General Description of Request:

Using Bloomberg, the Treasury is in direct communication with all the broker/dealers and can bid competitively on spread product with multiple brokers simultaneously, increasing the opportunity to get the best price for the State. Monitoring current spread levels is critical because the spread is a measure of risk in a bond. A bond with a narrow spread is likely to be expensive; a bond with a wide spread is reflective of higher risk. Treasury looks for bonds that represent fair value for the level of assumed risk. Each investment officer needs their own Bloomberg terminal for monitoring bond prices daily in order to identify buy/sell/swap opportunities to enhance book income to the portfolios of the State, and to keep up-to-date on financial and economic conditions that could materially impact investment holdings. There is a potentially enormous opportunity cost to the State due to lack of accurate information.

Standard & Poor's CreditWire is a real-time credit ratings and research information service, and can only be obtained through an authorized third party distributor; in this case, over a Bloomberg terminal. It provides immediate access to new issue ratings and analyses and other ratings actions for various sectors and categories. In addition, the service offers other easily accessible lists of issuers, such as those which are on CreditWatch for potential changes in credit quality.

Consequences if Not Funded:

Not fully funding Bloomberg would force Treasury to reduce the number of terminals from three to two; and access to investment information would be limited. By necessity due to time zones, the investment section begins use of the Bloomberg terminals at 6 am, Mountain Time. Until approximately 9:30 each morning one Bloomberg would be reserved exclusively for the short-term cash investment officer. Until the cash is fully invested and the Time Deposit program is priced (Mondays), the intermediate term and long term investment officers would have to share a second Bloomberg for access to their markets. By mid-morning, the intermediate term investment officer would have access to the Bloomberg used by the short-term investment officer. Investment officers still would be able to monitor their markets but not on as timely a basis and would have to rely more upon using the telephone, fax and financial publications which cannot provide financial information with the timeliness, volume, and depth as can Bloomberg. The investment section generates millions of dollars in revenue for the State (\$107 million in FY 2014-15). Decreased access to this system will reduce the amount of revenue the Treasury can generate within the constraints of legality, safety, liquidity and yield.

Finally, regarding S&P's CreditWire, recent activity in global markets makes it more critical than ever before that Treasury be able to ensure that its investments are protected, and that the investment officers have information that not only relates to breaking news, but information that details market trends so that Treasury can invest State funds wisely and safely.

Calculations for Request:

Summary of Request FY 2016-17	Total Funds	General Fund	Cash Funds	Reappropriated Funds	Federal Funds	FTE
Total Request	4,480	4,480	0	0	0	0.0
Administration – Operating Expenses	4,480	4,480	0	0	0	0.0

Assumptions for Calculations:

Estimated Costs	Bloomberg Terminals (3)	S&P's CreditWire	Grand Total
Annual Charges	77,220	13,671	90,891
Allocation to Debt Issuances (14%)	(10,811)	(1,914)	(12,725)
Current FY 2015-16 budget amount	(63,146) ^A	(10,540) ^A	(73,686) ^A
Additional costs	3,263	1,217	4,480

^A See FY 2014-15 Decision Item

Schedule 13
Funding Request for the FY 2016-17 Budget Cycle

Department of Treasury

Request Title

R-03 Investment Tools - BondEdge

Dept. Approval By: _____	<u> </u>	X	Supplemental FY 2015-16
			Change Request FY 2016-17
			Base Reduction FY 2016-17
OSPB Approval By: _____	<u> </u>	<u> </u>	Budget Amendment FY 2016-17

Summary Information	Fund	FY 2015-16		FY 2016-17	FY 2017-18	
		Initial Appropriation	Supplemental Request	Base Request	Change	Request
	Total	\$184,734	\$0	\$184,734	(\$26,770)	(\$26,770)
	FTE	0.0	0.0	0.0	0.0	0.0
Total of All Line Items Impacted by Change Request	GF	\$184,734	\$0	\$184,734	(\$26,770)	(\$26,770)
	CF	\$0	\$0	\$0	\$0	\$0
	RF	\$0	\$0	\$0	\$0	\$0
	FF	\$0	\$0	\$0	\$0	\$0

Line Item Information	Fund	FY 2015-16		FY 2016-17	FY 2017-18	
		Initial Appropriation	Supplemental Request	Base Request	Change	Request
	Total	\$184,734		\$0	\$184,734	(\$26,770)
	FTE	0.0		0.0	0.0	0.0
(1)	GF	\$184,734		\$0	\$184,734	(\$26,770)
ADMINISTRATION, Operating Expenses	CF	\$0		\$0	\$0	\$0
	RF	\$0		\$0	\$0	\$0
	FF	\$0		\$0	\$0	\$0

Letternote Text Revision Required?	Yes	No	X	If Yes, describe the Letternote Text Revision:
	<u> </u>	<u> </u>	<u> </u>	
Cash or Federal Fund Name and CORE Fund Number:				
Reappropriated Funds Source, by Department and Line Item Name:				
Approval by OIT?	Yes	No	Not Required:	X
	<u> </u>	<u> </u>	<u> </u>	<u> </u>
Schedule 13s from Affected Departments:				
Other Information:				

CHANGE REQUEST for FY 2016-17 BUDGET REQUEST CYCLE

Department:	Treasury
Priority Number:	3 of 3
Change Request Title:	Investment Tools – BondEdge

SELECT ONE (click on box):

- Decision Item FY 2016-17
- Base Reduction Item FY 2016-17
- Supplemental Request FY 2015-16
- Budget Request Amendment FY 2016-17

SELECT ONE (click on box):

Supplemental or Budget Request Amendment Criterion:

- Not a Supplemental or Budget Request Amendment
- An emergency
- A technical error which has a substantial effect on the operation of the program
- New data resulting in substantial changes in funding needs
- Unforeseen contingency such as a significant workload change

Short Summary of Request:

The Department of Treasury requests replacing BondEdge with a more cost effective, user friendly system that is better suited to the needs of the Department and providing additional training resources for a transitioning investment staff.

Background of Current Request:

In FY 2008-09, in response to a recommendation by investment advisors engaged by the Office of the State Auditor, the Department obtained BondEdge, to increase the productivity of its investment officers and to better manage portfolio risk. At that time, BondEdge was an established product dedicated to fixed-income portfolio management.

Also, in the span of less than eighteen months, between January 2015 and May 2016, the Department's investment staff will undergo a complete transformation due to retirements. The three retiring officers average over eighteen years experience working together in the Treasury.

General Description of Request:

The Department’s investment officers’ continued search for more effective and efficient tools to manage the State’s growing portfolio has recently yielded a plethora of viable options for fixed-income investment analytics and trading software that was either unavailable or unaffordable ten years ago, largely thanks to an ever expanding, competitive market of providers. Specifically, they discovered significant enhancements had been made to an electronic trading platform for fixed-income securities on the Bloomberg securities market information and trading system called FIT. It provides prices offered by dealers and the ability to execute trades. Since the Department is already a subscriber to the Bloomberg system, it can access FIT at no additional charge. This would allow the Department to cancel the contract with BondEdge, resulting in a substantial savings.

The Department has already replaced one of their long tenured investment officers upon retirement, and plans to replace the remaining two retiring officers by the end of the current fiscal year. Their replacements will need, and greatly benefit from, additional training resources. The appropriate training would include beginning and advanced Bond School, asset-backed bond conferences, the Government Investment Officers Association annual conference, and the Rocky Mountain Association for Financial Professionals monthly meetings and annual conference.

Calculations for Request:

Summary of Request FY 2016-17	Total Funds	General Fund	Cash Funds	Reappropriated Funds	Federal Funds	FTE
BondEdge Cancellation	(38,770)	(38,770)	0	0	0	0.0
Bloomberg FIT	0	0	0	0	0	0.0
Training & Conferences	12,000	12,000	0	0	0	0.0
Administration – Operating Expenses	(26,770)	(26,770)	0	0	0	0.0

LINE ITEM DESCRIPTIONS

(1) ADMINISTRATION 40

PERSONAL SERVICES 40

HEALTH, LIFE, AND DENTAL 40

SHORT-TERM DISABILITY 40

S.B. 04-257 AMORTIZATION EQUALIZATION DISBURSEMENT 41

S.B. 06-235 SUPPLEMENTAL AMORTIZATION EQUALIZATION DISBURSEMENT 41

SALARY SURVEY 41

MERIT PAY 42

WORKERS' COMPENSATION AND PAYMENT TO RISK MANAGEMENT AND PROPERTY FUNDS 42

OPERATING EXPENSES 42

INFORMATION TECHNOLOGY ASSET MAINTENANCE 43

LEGAL SERVICES FOR 575 HOURS 43

CAPITOL COMPLEX LEASED SPACE 43

PAYMENTS TO OIT 43

CORE OPERATIONS 44

CHARTER SCHOOL FACILITIES FINANCING SERVICES 44

DISCRETIONARY FUND 44

(2) UNCLAIMED PROPERTY PROGRAM 45

PERSONAL SERVICES 45

OPERATING EXPENSES 45

PROMOTION AND CORRESPONDENCE 45

LEASED SPACE 46

CONTRACT AUDITOR SERVICES 46

(3) SPECIAL PURPOSE 46

SENIOR CITIZEN AND DISABLED VETERAN PROPERTY TAX EXEMPTION 46

HIGHWAY USERS TAX FUND – COUNTY PAYMENTS 47

HIGHWAY USERS TAX FUND –MUNICIPALITY PAYMENTS 47

PROPERTY TAX REIMBURSEMENT FOR PROPERTY DESTROYED BY NATURE 47

LEASE PURCHASE OF ACADEMIC FACILITIES PURSUANT TO SECTION 23-19.9-102, C.R.S. 47

(1) ADMINISTRATION

PERSONAL SERVICES

Pursuant to the “State Personnel System Act,” C.R.S. 24-50-101 et seq., this line item reflects the division’s appropriation for the following:

- Salaries and wages paid to employees, whether full-time, part-time, temporary, or contract (including leaves);
- The employer’s contribution to the public employees’ retirement association (C.R.S. 24-51-401); and
- As mandated by federal law, the employer’s share of Medicare tax paid on behalf of employees hired after March 31, 1986.

For FY 2015-16, the Administration Division of Treasury is appropriated 16.4 full-time equivalent (FTE) employees. As part of the January 2009 10% budget reduction proposal, beginning in FY 2009-10, a portion of the salaries paid to the Treasurer, Deputy Treasurer, and one accounting technician is paid by the Unclaimed Property (UP) Division. For FY 2016-17, Treasury requests the continuation of the existing positions.

HEALTH, LIFE, AND DENTAL

Pursuant to the “State Employees Group Benefits Act,” C.R.S. 24-50-601 et seq., this common policy line item reflects the department’s appropriation for the employer’s share of its employees’ health, life, and dental insurance, part of a “total compensation” package as defined in C.R.S. 24-50-104. This appropriation is based on rates provided by the Department of Personnel and Administration (DPA) each year.

SHORT-TERM DISABILITY

Pursuant to the “State Employees Group Benefits Act,” C.R.S. 24-50-601 et seq., this common policy line item reflects the department’s appropriation for the cost of providing its employees’ with a short-term disability plan. The State currently covers 100% of the premium costs. This rate is provided annually by DPA. Over time, this common policy appropriation was calculated as follows: 0.177% of base salaries for both FY 2011-12 and FY 2012-13; 0.19% for FY 2013-14; and 0.22% for both FY 2014-15 and FY 2015-16. For FY 2016-17, this appropriation continues to be calculated at 0.19% of base salaries.

S.B. 04-257 AMORTIZATION EQUALIZATION DISBURSEMENT

Pursuant to C.R.S. 24-51-411, this common policy line item reflects the department's appropriation to make an additional disbursement to the public employees' retirement association beginning January 1, 2006. Over time, this common policy appropriation was calculated as follows: an effective rate of 2.80% of base salaries for FY 2011-12; an effective rate of 3.20% for FY 2012-13; an effective rate of 3.60% for FY 2013-14; an effective rate of 4.00% for FY 2014-15; and an effective rate of 4.40% for FY 2015-16. For FY 2016-17, this appropriation is calculated at an effective rate of 4.80% of base salaries.

S.B. 06-235 SUPPLEMENTAL AMORTIZATION EQUALIZATION DISBURSEMENT

Pursuant to C.R.S. 24-51-411, this common policy line item reflects the department's appropriation to make a supplemental disbursement to the public employees' retirement association beginning January 1, 2008. Over time, this common policy appropriation was calculated as follows: an effective rate of 2.25% of base salaries for FY 2011-12; an effective rate of 2.75% for FY 2012-13; an effective rate of 3.25% for FY 2013-14; an effective rate of 3.75% for FY 2014-15; and an effective rate of 4.25% for FY 2015-16. For FY 2016-17, this appropriation is calculated at an effective rate of 4.75% of base salaries.

SALARY SURVEY

Pursuant to C.R.S. 24-50-104, this common policy line item reflects the department's appropriation to increase annual salaries to remain competitive with public and private employment as determined by the State's personnel director. No increases were approved for FY 2009-10 through FY 2012-13; however, for FY 2013-14, a 2.0% across-the-board market adjustment was approved; for FY 2014-15, a 2.5% market adjustment was approved; and for FY 2015-16, a 1.0% market adjustment was approved. For FY 2016-17, per the recommendation from OSPB and DPA, the department's request does not include an across-the-board market adjustment.

LINE ITEM DESCRIPTIONS

MERIT PAY

Pursuant to C.R.S. 24-50-104, this common policy line item reflects the department's appropriation to provide performance awards as determined by the State's personnel director and relating to the annual employee performance evaluations. No increases were approved for FY 2009-10 through FY 2012-13; however, for FY 2013-14 through FY 2015-16, both base and non-base adjustments based on salary quartiles and performance evaluations were approved. For FY 2016-17, per the recommendation from OSPB and DPA, the department's request does not include a performance-related adjustment.

WORKERS' COMPENSATION AND PAYMENT TO RISK MANAGEMENT AND PROPERTY FUNDS

This common policy line item reflects the department's common policy appropriation for its share of the statewide insurance costs as determined by DPA and the Office of State Planning & Budgeting (OSPB).

OPERATING EXPENSES

This line item reflects the department's appropriation for certain expenses relating to the daily operations of the Administration Division. These expenses include, but are not limited to, the leasing of terminals and software for the investment officers, telephones, postage, printing, dues and subscriptions, and travel. The FY 2014-15 appropriation included a \$8,503 Decision Item related to the online tools utilized by the Investment Division. The FY 2012-13 appropriation also included a \$2,470 Decision Item related to the online tools utilized by the Investment Division; however, the overall appropriation was \$23,218 less than the FY 2011-12 appropriation due to the removal of cyber-security costs. Due to the General Fund shortfall, this line item was reduced by \$41,591 in a January 2009 10% budget reduction proposal; and it was further reduced by \$28,012 in a January 2010 supplemental. In FY 2012-13, based on a JBC staff recommendation after discussions with the Governor's Office of Information Technology, this line item was reduced by \$26,488 – the amount originally budgeted for information security; it was determined that the department would not be billed for that service. Also, over the past several years, this line item has seen small increases due to regular price increases to the subscriptions for our investment tools. For FY 2016-17, Treasury requests the continuation of the current appropriation.

LINE ITEM DESCRIPTIONS

INFORMATION TECHNOLOGY ASSET MAINTENANCE

This line item reflects the department's appropriation for maintaining and upgrading its information technology hardware and software (including computers and printers) based on standard replacement cycles. The appropriations for FY 2011-12 through FY 2015-16 were the same; and the FY 2016-17 request is for the continuation of that appropriation.

LEGAL SERVICES FOR 575 HOURS

This common policy line item reflects the department's appropriation for fees paid to the Department of Law for counsel and representation of the Treasurer's Office, including the UP Program. The calculation multiplies the number of hours appropriated to Treasury (575 hours) times the common policy blended attorney/paralegal rate per hour as determined by DPA. The FY 2015-16 and FY 2014-15 appropriation was based on a blended rate of \$99.01; the FY 2013-14 appropriation was based on a rate of \$91.08; the FY 2012-13 appropriation was based on a rate of \$77.25; and the FY 2011-12 appropriation was based on a rate of \$75.71. The FY 2016-17 request includes a blended rate of \$99.01 rate per instructions from OSPB.

CAPITOL COMPLEX LEASED SPACE

The Administration Division of Treasury occupies 4,379 square feet of space in the State Capitol; and this common policy line item reflects the department's appropriation for the cost of maintaining the space as determined by DPA.

PAYMENTS TO OIT

This common policy line item reflects the department's appropriation for reimbursing the Governor's Office of Information Technology for costs associated with statewide computer services; the multiuse network providing secure, high-speed broadband access; enterprise management and oversight, and back-office business functions; and the State's cyber security program.

LINE ITEM DESCRIPTIONS

CORE OPERATIONS

This common policy line item provides funding for payments to DPA for the State's financial reporting system, Colorado Operations Resource Engine (CORE). It is calculated by DPA based on the final document count for the most recent fiscal year, by department.

CHARTER SCHOOL FACILITIES FINANCING SERVICES

H.B. 02-1349 created the "Charter School Capital Facilities Financing Act," C.R.S. 22-30.5-401 et seq. Section 406 of the Act provides for the direct payment of charter school bonds by the state treasurer for the purpose of enhancing the charter school's ability to obtain more favorable financing terms; and subsection (c) of the section provides the state treasurer with the authority to withhold administrative costs from the payments made by the Department of Education to the chartering district or the state charter school institute. This subsection also continuously appropriates the funds withheld to the state treasurer; and, therefore, this line item reflects that appropriation. The appropriation has been \$5,000 since inception in FY 2004-05; and Treasury is requesting the continuation of that appropriation for FY 2016-17.

DISCRETIONARY FUND

This line item reflects the treasurer's annual appropriation as an elected state official pursuant to C.R.S. 24-9-105.

(2) UNCLAIMED PROPERTY PROGRAM

PERSONAL SERVICES

Pursuant to the “State Personnel System Act,” C.R.S. 24-50-101 et seq., this line item reflects the division’s appropriation for the following:

- Salaries and wages paid to employees, whether full-time, part-time, temporary, or contract (including leaves);
- The employer’s contribution to the public employees’ retirement association (C.R.S. 24-51-401); and
- As mandated by federal law, the employer’s share of Medicare tax paid on behalf of employees hired after March 31, 1986.

For FY 2015-16, the UP Division of Treasury is appropriated 15.5 FTE, the same as in the previous five years. For FY 2016-17, Treasury requests the continuation of the existing positions.

OPERATING EXPENSES

This line item reflects the department’s appropriation for certain expenses relating to the daily operations of the Unclaimed Property Division. These expenses include, but are not limited to, telephones, postage, printing, dues, subscriptions, and travel. The FY 2014-15 appropriation was \$30,300 more than the FY 2013-14 appropriation due to an increase granted for a LexisNexis online research service. The FY 2015-16 appropriation was \$252,763 more than the FY 2014-15 appropriation due to an increase granted for new unclaimed property software and service. For FY 2016-17, Treasury requests the continuation of the current appropriation.

PROMOTION AND CORRESPONDENCE

Pursuant to C.R.S. 38-13-111 (7), the state treasurer, as administrator of the UP program, can expend up to two percent of the previous year’s paid claims for publication and correspondence to promote the program.

This line item reflects the division’s appropriation for the costs associated with notifying owners of lost or forgotten assets held in trust by the State, which includes the publishing of an annual list of unclaimed property owners. For FY 2011-12 through FY 2015-16, the appropriation was held constant at \$200,000; and Treasury is requesting the continuation of that appropriation for FY 2016-17.

LINE ITEM DESCRIPTIONS

LEASED SPACE

This line reflects the division's appropriation for rental payments on office space (3,466 square feet) in Logan Tower at 1580 Logan St., Denver. The current lease agreement is a five year lease expiring on June 30, 2016. It includes a renewal option to extend the term of the lease for two consecutive additional periods of three or five years each. The Department's Decision Item #1 requests funding to renew the current lease for one five year period. Based on the terms of the current lease agreement, the FY 2015-16 appropriation is \$57,189; and the FY 2016-17 decision item requests \$58,922.

CONTRACT AUDITOR SERVICES

To extend the reach of the division's audit efforts and recover additional property for Colorado citizens, the division is currently contracting with four, third-party auditing firms. Therefore, this line reflects the appropriation for the fees charged by these contracted audit firms. The fees are charged on a contingency basis ranging from 10.25% to 12.00% of the value of the property identified for Colorado citizens. H.B. 09-1301, codified at C.R.S. 38-13-116.5 (2) (b), established a continuous appropriation from the Unclaimed Property Trust Fund to pay these fees.

(3) SPECIAL PURPOSE

SENIOR CITIZEN AND DISABLED VETERAN PROPERTY TAX EXEMPTION

This informational line item reflects the department's appropriation to reimburse local governments for the property taxes lost due to the property tax exemption as discussed in C.R.S. 39-3-201 et seq. The original exemption of 50% of the first \$200,000 of value, authorized in Section 3.5 of Article X of the State Constitution, was approved in 2000. However, for FY 2003-04 through FY 2005-06, no appropriation was made by the General Assembly. The appropriation was re-established in FY 2006-07. Although originally available only to qualifying senior citizens, H.B. 07-1251 implemented a constitutional change to extend the exemption to veterans who were 100% permanently disabled during service. S.B. 09-276 reduced the FY 2009-10 appropriation of \$91.4 million to just \$1 million, suspending the exemption to qualifying senior citizens while leaving the exemption for qualified disabled veterans intact. S.B. 10-190 continued the suspension of the exemption to qualifying senior citizens through FY 2011-12. The exemption was reinstated beginning in FY 2012-13 with an appropriation of \$98.5 million. The appropriations for FY 2013-14 through FY 2015-16 were \$105.2 million, \$118.4 million, and \$126.0 million,

LINE ITEM DESCRIPTIONS

respectively. The FY 2016-17 request of \$139.3 million is based on the September 2015 economic and revenue forecast prepared by Legislative Council.

HIGHWAY USERS TAX FUND – COUNTY PAYMENTS

This informational line item reflects the department's appropriation to make monthly distributions of highway users tax funds to counties per C.R.S 43-4-201 et seq. The appropriation is an estimate based on Legislative Council staff's most current economic and revenue forecast. For each fiscal year's final appropriation, the most current forecast is the March edition; however, the FY 2016-17 request is based on the September 2015 edition.

HIGHWAY USERS TAX FUND –MUNICIPALITY PAYMENTS

This informational line item reflects the department's appropriation to make monthly distributions of highway users tax funds to cities per C.R.S 43-4-201 et seq. The appropriation is an estimate based on Legislative Council staff's most current revenue forecast. For each fiscal year's final appropriation, the most current forecast is the March edition; however, the FY 2016-17 request is based on the September 2015 edition.

PROPERTY TAX REIMBURSEMENT FOR PROPERTY DESTROYED BY NATURAL CAUSE

Per C.R.S. 39-1-123, added by H.B. 14-1001, this line item reflects the department's appropriation to reimburse certain property taxes owed or paid for real property and business personal property that has been destroyed in a natural disaster or by another cause beyond the control of the property owner. This program applies to tax years starting on or after January 1, 2013.

LEASE PURCHASE OF ACADEMIC FACILITIES PURSUANT TO SECTION 23-19.9-102, C.R.S.

This line item reflects the State's share of the annual base rent payments due on the State of Colorado Higher Education Capital Construction Lease Purchase Financing Program Certificates of Participation.

FY 2016-17 BUDGET REQUEST - TREASURY

Schedule 2

	Total Funds	FTE	General Fund	Cash Funds	Reappropriated Funds	Federal Funds
FY 2014-15 Actual Expenditures						
01. Administration	\$2,171,850	14.3	\$917,560	\$1,254,290	\$0	\$0
02. Unclaimed Property Program	\$2,166,152	15.1	\$0	\$2,166,152	\$0	\$0
03. Special Purposes	\$456,939,200	0.0	\$119,496,496	\$337,442,704	\$0	\$0
FY 2014-15 Total Actual Expenditures	\$461,277,203	29.4	\$120,414,056	\$340,863,147	\$0	\$0
FY 2015-16 Initial Appropriation						
01. Administration	\$2,309,294	16.4	\$1,063,680	\$1,245,614	\$0	\$0
02. Unclaimed Property Program	\$2,321,887	15.5	\$0	\$2,321,887	\$0	\$0
03. Special Purposes	\$477,046,164	0.0	\$134,002,903	\$343,043,261	\$0	\$0
FY 2015-16 Total Initial Appropriation	\$481,677,345	31.9	\$135,066,583	\$346,610,762	\$0	\$0
FY 2016-17 Governor's Budget Request						
01. Administration	\$2,347,813	16.4	\$1,086,557	\$1,261,256	\$0	\$0
02. Unclaimed Property Program	\$2,340,919	15.5	\$0	\$2,340,919	\$0	\$0
03. Special Purposes	\$506,423,060	0.0	\$155,692,536	\$350,730,524	\$0	\$0
FY 2016-17 Total Governor's Budget Request	\$511,111,792	31.9	\$156,779,093	\$354,332,699	\$0	\$0

Department of Treasury

FY 2016-17

Schedule 3

01. Administration

Long Bill Line Item	Total Funds	FTE	General Fund	Cash Funds	Reappropriated Fund	Federal Funds
---------------------	-------------	-----	--------------	------------	---------------------	---------------

(A) Administration

(1) Administration

Personal Services

FY 2014-15 Actual

HB 14-1336 General Appropriations Act (FY 2014-15)	\$1,337,464	16.4	\$384,508	\$952,956	\$0	\$0
SB 15-164 Suppl Approp Dept of Treasury	\$12,304	0.0	(\$46,076)	\$58,380	\$0	\$0
FY 2014-15 Final Appropriation	\$1,349,768	16.4	\$338,432	\$1,011,336	\$0	\$0
FY 2014-15 Total Compensation Transfers	\$41,484	0.0	\$41,484	\$0	\$0	\$0
FY 2014-15 Expenditure Authority	\$1,391,252	16.4	\$379,916	\$1,011,336	\$0	\$0
FY 2014-15 Actual Expenditures	\$1,384,825	14.3	\$373,489	\$1,011,336	\$0	\$0
FY 2014-15 Reversion (Overexpenditure)	\$6,427	2.1	\$6,427	\$0	\$0	\$0

FY 2015-16 Initial Appropriation

SB 15-234 General Appropriation Act (FY 2015-16)	\$1,372,760	16.4	\$419,804	\$952,956	\$0	\$0
FY 2015-16 Initial Appropriation	\$1,372,760	16.4	\$419,804	\$952,956	\$0	\$0
FY 2015-16 Personal Services Allocation	\$1,372,760	16.4	\$419,804	\$952,956	\$0	\$0

FY 2016-17 Request

FY 2015-16 Initial Appropriation	\$1,372,760	16.4	\$419,804	\$952,956	\$0	\$0
TA-02 Transfer SS & Merit Base Adjustments	\$27,024	0.0	\$27,024	\$0	\$0	\$0
FY 2016-17 Base Request	\$1,399,784	16.4	\$446,828	\$952,956	\$0	\$0
FY 2016-17 Governor's Budget Request	\$1,399,784	16.4	\$446,828	\$952,956	\$0	\$0
FY 2016-17 Personal Services Allocation	\$1,399,784	16.4	\$446,828	\$952,956	\$0	\$0

Department of Treasury

FY 2016-17

Schedule 3

01. Administration

Long Bill Line Item	Total Funds	FTE	General Fund	Cash Funds	Reappropriated Fund	Federal Funds
---------------------	-------------	-----	--------------	------------	---------------------	---------------

(A) Administration

(1) Administration

Health, Life, and Dental

FY 2014-15 Actual

HB 14-1336 General Appropriations Act (FY 2014-15)	\$238,320	0.0	\$110,313	\$128,007	\$0	\$0
FY 2014-15 Final Appropriation	\$238,320	0.0	\$110,313	\$128,007	\$0	\$0
	\$0	0.0	\$0	\$0	\$0	\$0
FY 2014-15 Expenditure Authority	\$238,320	0.0	\$110,313	\$128,007	\$0	\$0
FY 2014-15 Actual Expenditures	\$223,108	0.0	\$110,313	\$112,795	\$0	\$0
FY 2014-15 Reversion (Overexpenditure)	\$15,212	0.0	\$0	\$15,212	\$0	\$0

FY 2015-16 Initial Appropriation

SB 15-234 General Appropriation Act (FY 2015-16)	\$250,896	0.0	\$130,196	\$120,700	\$0	\$0
FY 2015-16 Initial Appropriation	\$250,896	0.0	\$130,196	\$120,700	\$0	\$0
FY 2015-16 Personal Services Allocation	\$250,896	0.0	\$130,196	\$120,700	\$0	\$0

FY 2016-17 Request

FY 2015-16 Initial Appropriation	\$250,896	0.0	\$130,196	\$120,700	\$0	\$0
TA-04 FY 2016-17 Total Compensation Request	\$5,652	0.0	\$17,212	(\$11,560)	\$0	\$0
FY 2016-17 Base Request	\$256,548	0.0	\$147,408	\$109,140	\$0	\$0
FY 2016-17 Governor's Budget Request	\$256,548	0.0	\$147,408	\$109,140	\$0	\$0
FY 2016-17 Personal Services Allocation	\$256,548	0.0	\$147,408	\$109,140	\$0	\$0

Department of Treasury

FY 2016-17

Schedule 3

01. Administration

Long Bill Line Item	Total Funds	FTE	General Fund	Cash Funds	Leappropriated Fund	Federal Funds
---------------------	-------------	-----	--------------	------------	---------------------	---------------

(A) Administration

(1) Administration

Short-term Disability

FY 2014-15 Actual

HB 14-1336 General Appropriations Act (FY 2014-15)	\$4,070	0.0	\$2,198	\$1,872	\$0	\$0
FY 2014-15 Final Appropriation	\$4,070	0.0	\$2,198	\$1,872	\$0	\$0
	\$0	0.0	\$0	\$0	\$0	\$0
FY 2014-15 Expenditure Authority	\$4,070	0.0	\$2,198	\$1,872	\$0	\$0
FY 2014-15 Actual Expenditures	\$4,038	0.0	\$2,198	\$1,840	\$0	\$0
FY 2014-15 Reversion (Overexpenditure)	\$32	0.0	\$0	\$32	\$0	\$0

FY 2015-16 Initial Appropriation

SB 15-234 General Appropriation Act (FY 2015-16)	\$4,405	0.0	\$2,749	\$1,656	\$0	\$0
FY 2015-16 Initial Appropriation	\$4,405	0.0	\$2,749	\$1,656	\$0	\$0
FY 2015-16 Personal Services Allocation	\$4,405	0.0	\$2,749	\$1,656	\$0	\$0

FY 2016-17 Request

FY 2015-16 Initial Appropriation	\$4,405	0.0	\$2,749	\$1,656	\$0	\$0
TA-04 FY 2016-17 Total Compensation Request	(\$759)	0.0	(\$515)	(\$244)	\$0	\$0
FY 2016-17 Base Request	\$3,646	0.0	\$2,234	\$1,412	\$0	\$0
FY 2016-17 Governor's Budget Request	\$3,646	0.0	\$2,234	\$1,412	\$0	\$0
FY 2016-17 Personal Services Allocation	\$3,646	0.0	\$2,234	\$1,412	\$0	\$0

Department of Treasury

FY 2016-17

Schedule 3

01. Administration

Long Bill Line Item	Total Funds	FTE	General Fund	Cash Funds	Leappropriated Fund	Federal Funds
---------------------	-------------	-----	--------------	------------	---------------------	---------------

(A) Administration

(1) Administration

Amortization Equalization Disbursement

FY 2014-15 Actual

HB 14-1336 General Appropriations Act (FY 2014-15)	\$75,617	0.0	\$40,833	\$34,784	\$0	\$0
FY 2014-15 Final Appropriation	\$75,617	0.0	\$40,833	\$34,784	\$0	\$0
	\$0	0.0	\$0	\$0	\$0	\$0
FY 2014-15 Expenditure Authority	\$75,617	0.0	\$40,833	\$34,784	\$0	\$0
FY 2014-15 Actual Expenditures	\$73,996	0.0	\$40,833	\$33,163	\$0	\$0
FY 2014-15 Reversion (Overexpenditure)	\$1,621	0.0	\$0	\$1,621	\$0	\$0

FY 2015-16 Initial Appropriation

SB 15-234 General Appropriation Act (FY 2015-16)	\$88,094	0.0	\$54,955	\$33,139	\$0	\$0
FY 2015-16 Initial Appropriation	\$88,094	0.0	\$54,955	\$33,139	\$0	\$0
FY 2015-16 Personal Services Allocation	\$88,094	0.0	\$54,955	\$33,139	\$0	\$0

FY 2016-17 Request

FY 2015-16 Initial Appropriation	\$88,094	0.0	\$54,955	\$33,139	\$0	\$0
TA-04 FY 2016-17 Total Compensation Request	\$5,804	0.0	\$2,582	\$3,222	\$0	\$0
FY 2016-17 Base Request	\$93,898	0.0	\$57,537	\$36,361	\$0	\$0
FY 2016-17 Governor's Budget Request	\$93,898	0.0	\$57,537	\$36,361	\$0	\$0
FY 2016-17 Personal Services Allocation	\$93,898	0.0	\$57,537	\$36,361	\$0	\$0

Department of Treasury

FY 2016-17

Schedule 3

01. Administration

Long Bill Line Item	Total Funds	FTE	General Fund	Cash Funds	Reappropriated Fund	Federal Funds
---------------------	-------------	-----	--------------	------------	---------------------	---------------

(A) Administration

(1) Administration

Supplemental Amortization Equalization Disbursement

FY 2014-15 Actual

HB 14-1336 General Appropriations Act (FY 2014-15)	\$70,891	0.0	\$38,281	\$32,610	\$0	\$0
FY 2014-15 Final Appropriation	\$70,891	0.0	\$38,281	\$32,610	\$0	\$0
	\$0	0.0	\$0	\$0	\$0	\$0
FY 2014-15 Expenditure Authority	\$70,891	0.0	\$38,281	\$32,610	\$0	\$0
FY 2014-15 Actual Expenditures	\$69,307	0.0	\$38,281	\$31,026	\$0	\$0
FY 2014-15 Reversion (Overexpenditure)	\$1,584	0.0	\$0	\$1,584	\$0	\$0

FY 2015-16 Initial Appropriation

SB 15-234 General Appropriation Act (FY 2015-16)	\$85,092	0.0	\$53,082	\$32,010	\$0	\$0
FY 2015-16 Initial Appropriation	\$85,092	0.0	\$53,082	\$32,010	\$0	\$0
FY 2015-16 Personal Services Allocation	\$85,092	0.0	\$53,082	\$32,010	\$0	\$0

FY 2016-17 Request

FY 2015-16 Initial Appropriation	\$85,092	0.0	\$53,082	\$32,010	\$0	\$0
TA-04 FY 2016-17 Total Compensation Request	\$7,828	0.0	\$3,856	\$3,972	\$0	\$0
FY 2016-17 Base Request	\$92,920	0.0	\$56,938	\$35,982	\$0	\$0
FY 2016-17 Governor's Budget Request	\$92,920	0.0	\$56,938	\$35,982	\$0	\$0
FY 2016-17 Personal Services Allocation	\$92,920	0.0	\$56,938	\$35,982	\$0	\$0

Department of Treasury

FY 2016-17

Schedule 3

01. Administration

Long Bill Line Item	Total Funds	FTE	General Fund	Cash Funds	Reappropriated Fund	Federal Funds
---------------------	-------------	-----	--------------	------------	---------------------	---------------

(A) Administration

(1) Administration

Salary Survey

FY 2014-15 Actual

HB 14-1336 General Appropriations Act (FY 2014-15)	\$50,822	0.0	\$27,444	\$23,378	\$0	\$0
FY 2014-15 Final Appropriation	\$50,822	0.0	\$27,444	\$23,378	\$0	\$0
FY 2014-15 Total Compensation Transfers	(\$50,822)	0.0	(\$27,444)	(\$23,378)	\$0	\$0
FY 2014-15 Expenditure Authority	\$0	0.0	\$0	\$0	\$0	\$0
FY 2014-15 Reversion (Overexpenditure)	\$0	0.0	\$0	\$0	\$0	\$0

FY 2015-16 Initial Appropriation

SB 15-234 General Appropriation Act (FY 2015-16)	\$21,842	0.0	\$13,631	\$8,211	\$0	\$0
FY 2015-16 Initial Appropriation	\$21,842	0.0	\$13,631	\$8,211	\$0	\$0
FY 2015-16 Personal Services Allocation	\$21,842	0.0	\$13,631	\$8,211	\$0	\$0

FY 2016-17 Request

FY 2015-16 Initial Appropriation	\$21,842	0.0	\$13,631	\$8,211	\$0	\$0
TA-02 Transfer SS & Merit Base Adjustments	(\$21,842)	0.0	(\$13,631)	(\$8,211)	\$0	\$0
FY 2016-17 Base Request	\$0	0.0	\$0	\$0	\$0	\$0
FY 2016-17 Governor's Budget Request	\$0	0.0	\$0	\$0	\$0	\$0
FY 2016-17 Personal Services Allocation	\$0	0.0	\$0	\$0	\$0	\$0

Department of Treasury

FY 2016-17

Schedule 3

01. Administration

Long Bill Line Item	Total Funds	FTE	General Fund	Cash Funds	Reappropriated Fund	Federal Funds
---------------------	-------------	-----	--------------	------------	---------------------	---------------

(A) Administration

(1) Administration

Merit Pay

FY 2014-15 Actual

HB 14-1336 General Appropriations Act (FY 2014-15)	\$25,999	0.0	\$14,040	\$11,959	\$0	\$0
FY 2014-15 Final Appropriation	\$25,999	0.0	\$14,040	\$11,959	\$0	\$0
FY 2014-15 Total Compensation Transfers	(\$25,999)	0.0	(\$14,040)	(\$11,959)	\$0	\$0
FY 2014-15 Expenditure Authority	\$0	0.0	\$0	\$0	\$0	\$0
FY 2014-15 Reversion (Overexpenditure)	\$0	0.0	\$0	\$0	\$0	\$0

FY 2015-16 Initial Appropriation

SB 15-234 General Appropriation Act (FY 2015-16)	\$28,354	0.0	\$17,110	\$11,244	\$0	\$0
FY 2015-16 Initial Appropriation	\$28,354	0.0	\$17,110	\$11,244	\$0	\$0
FY 2015-16 Personal Services Allocation	\$28,354	0.0	\$17,110	\$11,244	\$0	\$0

FY 2016-17 Request

FY 2015-16 Initial Appropriation	\$28,354	0.0	\$17,110	\$11,244	\$0	\$0
TA-02 Transfer SS & Merit Base Adjustments	(\$28,354)	0.0	(\$17,110)	(\$11,244)	\$0	\$0
FY 2016-17 Base Request	\$0	0.0	\$0	\$0	\$0	\$0
FY 2016-17 Governor's Budget Request	\$0	0.0	\$0	\$0	\$0	\$0
FY 2016-17 Personal Services Allocation	\$0	0.0	\$0	\$0	\$0	\$0

Department of Treasury

FY 2016-17

Schedule 3

01. Administration

Long Bill Line Item	Total Funds	FTE	General Fund	Cash Funds	Leappropriated Fund	Federal Funds
---------------------	-------------	-----	--------------	------------	---------------------	---------------

(A) Administration

(1) Administration

Workers' Comp and Payment to Risk Mgmt and Prop Funds

FY 2014-15 Actual

HB 14-1336 General Appropriations Act (FY 2014-15)	\$2,793	0.0	\$2,793	\$0	\$0	\$0
FY 2014-15 Final Appropriation	\$2,793	0.0	\$2,793	\$0	\$0	\$0
	\$0	0.0	\$0	\$0	\$0	\$0
FY 2014-15 Expenditure Authority	\$2,793	0.0	\$2,793	\$0	\$0	\$0
FY 2014-15 Actual Expenditures	\$2,793	0.0	\$2,793	\$0	\$0	\$0
FY 2014-15 Reversion (Overexpenditure)	\$0	0.0	\$0	\$0	\$0	\$0

FY 2015-16 Initial Appropriation

SB 15-234 General Appropriation Act (FY 2015-16)	\$2,682	0.0	\$2,682	\$0	\$0	\$0
FY 2015-16 Initial Appropriation	\$2,682	0.0	\$2,682	\$0	\$0	\$0
FY 2015-16 All Other Operating Allocation	\$2,682	0.0	\$2,682	\$0	\$0	\$0

FY 2016-17 Request

FY 2015-16 Initial Appropriation	\$2,682	0.0	\$2,682	\$0	\$0	\$0
TA-01 FY 2016-17 Operating Common Policy Adjustments	\$154	0.0	\$154	\$0	\$0	\$0
FY 2016-17 Base Request	\$2,836	0.0	\$2,836	\$0	\$0	\$0
FY 2016-17 Governor's Budget Request	\$2,836	0.0	\$2,836	\$0	\$0	\$0
FY 2016-17 All Other Operating Allocation	\$2,836	0.0	\$2,836	\$0	\$0	\$0

Department of Treasury

FY 2016-17

Schedule 3

01. Administration

Long Bill Line Item	Total Funds	FTE	General Fund	Cash Funds	Reappropriated Fund	Federal Funds
---------------------	-------------	-----	--------------	------------	---------------------	---------------

(A) Administration

(1) Administration

Operating Expenses

FY 2014-15 Actual

HB 14-1336 General Appropriations Act (FY 2014-15)	\$184,734	0.0	\$184,734	\$0	\$0	\$0
FY 2014-15 Final Appropriation	\$184,734	0.0	\$184,734	\$0	\$0	\$0
	\$0	0.0	\$0	\$0	\$0	\$0
FY 2014-15 Expenditure Authority	\$184,734	0.0	\$184,734	\$0	\$0	\$0
FY 2014-15 Actual Expenditures	\$174,364	0.0	\$174,364	\$0	\$0	\$0
FY 2014-15 Reversion (Overexpenditure)	\$10,370	0.0	\$10,370	\$0	\$0	\$0

FY 2015-16 Initial Appropriation

SB 15-234 General Appropriation Act (FY 2015-16)	\$184,734	0.0	\$184,734	\$0	\$0	\$0
FY 2015-16 Initial Appropriation	\$184,734	0.0	\$184,734	\$0	\$0	\$0
FY 2015-16 All Other Operating Allocation	\$184,734	0.0	\$184,734	\$0	\$0	\$0

FY 2016-17 Request

FY 2015-16 Initial Appropriation	\$184,734	0.0	\$184,734	\$0	\$0	\$0
FY 2016-17 Base Request	\$184,734	0.0	\$184,734	\$0	\$0	\$0
R-02 Investment Tools - Bloomberg and S&P	\$4,480	0.0	\$4,480	\$0	\$0	\$0
R-03 Investment Tools - BondEdge	(\$26,770)	0.0	(\$26,770)	\$0	\$0	\$0
FY 2016-17 Governor's Budget Request	\$162,444	0.0	\$162,444	\$0	\$0	\$0
FY 2016-17 All Other Operating Allocation	\$162,444	0.0	\$162,444	\$0	\$0	\$0

01. Administration

Long Bill Line Item	Total Funds	FTE	General Fund	Cash Funds	Reappropriated Fund	Federal Funds
---------------------	-------------	-----	--------------	------------	---------------------	---------------

(A) Administration

(1) Administration

Information Technology Asset Maintenance

FY 2014-15 Actual

HB 14-1336 General Appropriations Act (FY 2014-15)	\$12,568	0.0	\$6,284	\$6,284	\$0	\$0
FY 2014-15 Final Appropriation	\$12,568	0.0	\$6,284	\$6,284	\$0	\$0
	\$0	0.0	\$0	\$0	\$0	\$0
FY 2014-15 Expenditure Authority	\$12,568	0.0	\$6,284	\$6,284	\$0	\$0
FY 2014-15 Actual Expenditures	\$11,336	0.0	\$5,124	\$6,213	\$0	\$0
FY 2014-15 Reversion (Overexpenditure)	\$1,232	0.0	\$1,160	\$71	\$0	\$0

FY 2015-16 Initial Appropriation

SB 15-234 General Appropriation Act (FY 2015-16)	\$12,568	0.0	\$6,284	\$6,284	\$0	\$0
FY 2015-16 Initial Appropriation	\$12,568	0.0	\$6,284	\$6,284	\$0	\$0
FY 2015-16 All Other Operating Allocation	\$12,568	0.0	\$6,284	\$6,284	\$0	\$0

FY 2016-17 Request

FY 2015-16 Initial Appropriation	\$12,568	0.0	\$6,284	\$6,284	\$0	\$0
FY 2016-17 Base Request	\$12,568	0.0	\$6,284	\$6,284	\$0	\$0
FY 2016-17 Governor's Budget Request	\$12,568	0.0	\$6,284	\$6,284	\$0	\$0
FY 2016-17 All Other Operating Allocation	\$12,568	0.0	\$6,284	\$6,284	\$0	\$0

Department of Treasury

FY 2016-17

Schedule 3

01. Administration

Long Bill Line Item	Total Funds	FTE	General Fund	Cash Funds	Reappropriated Fund	Federal Funds
---------------------	-------------	-----	--------------	------------	---------------------	---------------

(A) Administration

(1) Administration

Legal Services

FY 2014-15 Actual

HB 14-1336 General Appropriations Act (FY 2014-15)	\$56,931	0.0	\$28,466	\$28,465	\$0	\$0
FY 2014-15 Final Appropriation	\$56,931	0.0	\$28,466	\$28,465	\$0	\$0
	\$0	0.0	\$0	\$0	\$0	\$0
FY 2014-15 Expenditure Authority	\$56,931	0.0	\$28,466	\$28,465	\$0	\$0
FY 2014-15 Actual Expenditures	\$9,760	0.0	\$8,799	\$961	\$0	\$0
FY 2014-15 Reversion (Overexpenditure)	\$47,171	0.0	\$19,667	\$27,504	\$0	\$0

FY 2015-16 Initial Appropriation

SB 15-234 General Appropriation Act (FY 2015-16)	\$54,631	0.0	\$27,316	\$27,315	\$0	\$0
FY 2015-16 Initial Appropriation	\$54,631	0.0	\$27,316	\$27,315	\$0	\$0
FY 2015-16 All Other Operating Allocation	\$54,631	0.0	\$27,316	\$27,315	\$0	\$0

FY 2016-17 Request

FY 2015-16 Initial Appropriation	\$54,631	0.0	\$27,316	\$27,315	\$0	\$0
FY 2016-17 Base Request	\$54,631	0.0	\$27,316	\$27,315	\$0	\$0
FY 2016-17 Governor's Budget Request	\$54,631	0.0	\$27,316	\$27,315	\$0	\$0
FY 2016-17 All Other Operating Allocation	\$54,631	0.0	\$27,316	\$27,315	\$0	\$0

Department of Treasury

FY 2016-17

Schedule 3

01. Administration

Long Bill Line Item	Total Funds	FTE	General Fund	Cash Funds	Reappropriated Fund	Federal Funds
---------------------	-------------	-----	--------------	------------	---------------------	---------------

(A) Administration

(1) Administration

Capitol Complex Leased Space

FY 2014-15 Actual

HB 14-1336 General Appropriations Act (FY 2014-15)	\$53,766	0.0	\$53,766	\$0	\$0	\$0
FY 2014-15 Final Appropriation	\$53,766	0.0	\$53,766	\$0	\$0	\$0
	\$0	0.0	\$0	\$0	\$0	\$0
FY 2014-15 Expenditure Authority	\$53,766	0.0	\$53,766	\$0	\$0	\$0
FY 2014-15 Actual Expenditures	\$53,766	0.0	\$53,766	\$0	\$0	\$0
FY 2014-15 Reversion (Overexpenditure)	\$0	0.0	\$0	\$0	\$0	\$0

FY 2015-16 Initial Appropriation

SB 15-234 General Appropriation Act (FY 2015-16)	\$76,324	0.0	\$76,324	\$0	\$0	\$0
FY 2015-16 Initial Appropriation	\$76,324	0.0	\$76,324	\$0	\$0	\$0
FY 2015-16 All Other Operating Allocation	\$76,324	0.0	\$76,324	\$0	\$0	\$0

FY 2016-17 Request

FY 2015-16 Initial Appropriation	\$76,324	0.0	\$76,324	\$0	\$0	\$0
TA-01 FY 2016-17 Operating Common Policy Adjustments	(\$20,032)	0.0	(\$20,032)	\$0	\$0	\$0
FY 2016-17 Base Request	\$56,292	0.0	\$56,292	\$0	\$0	\$0
FY 2016-17 Governor's Budget Request	\$56,292	0.0	\$56,292	\$0	\$0	\$0
FY 2016-17 All Other Operating Allocation	\$56,292	0.0	\$56,292	\$0	\$0	\$0

Department of Treasury

FY 2016-17

Schedule 3

01. Administration

Long Bill Line Item	Total Funds	FTE	General Fund	Cash Funds	Leappropriated Fund	Federal Funds
---------------------	-------------	-----	--------------	------------	---------------------	---------------

(A) Administration

(1) Administration

Payments to OIT

FY 2014-15 Actual

HB 14-1336 General Appropriations Act (FY 2014-15)	\$60,086	0.0	\$60,086	\$0	\$0	\$0
SB 15-164 Suppl Approp Dept of Treasury	\$543	0.0	\$543	\$0	\$0	\$0
FY 2014-15 Final Appropriation	\$60,629	0.0	\$60,629	\$0	\$0	\$0
	\$0	0.0	\$0	\$0	\$0	\$0
FY 2014-15 Expenditure Authority	\$60,629	0.0	\$60,629	\$0	\$0	\$0
FY 2014-15 Actual Expenditures	\$60,629	0.0	\$60,629	\$0	\$0	\$0
FY 2014-15 Reversion (Overexpenditure)	\$0	0.0	\$0	\$0	\$0	\$0

FY 2015-16 Initial Appropriation

SB 15-234 General Appropriation Act (FY 2015-16)	\$31,277	0.0	\$31,277	\$0	\$0	\$0
FY 2015-16 Initial Appropriation	\$31,277	0.0	\$31,277	\$0	\$0	\$0
FY 2015-16 All Other Operating Allocation	\$31,277	0.0	\$31,277	\$0	\$0	\$0

FY 2016-17 Request

FY 2015-16 Initial Appropriation	\$31,277	0.0	\$31,277	\$0	\$0	\$0
TA-05 FY 2016-17 OIT Common Policy Adjustments	\$12,090	0.0	\$12,090	\$0	\$0	\$0
FY 2016-17 Base Request	\$43,367	0.0	\$43,367	\$0	\$0	\$0
R-01 Secure Colorado	\$1,050	0.0	\$1,050	\$0	\$0	\$0
FY 2016-17 Governor's Budget Request	\$44,417	0.0	\$44,417	\$0	\$0	\$0
FY 2016-17 All Other Operating Allocation	\$44,417	0.0	\$44,417	\$0	\$0	\$0

Department of Treasury

FY 2016-17

Schedule 3

01. Administration

Long Bill Line Item	Total Funds	FTE	General Fund	Cash Funds	Leappropriated Fund	Federal Funds
(A) Administration						
(1) Administration						
COFRS Modernization						
FY 2014-15 Actual						
HB 14-1336 General Appropriations Act (FY 2014-15)	\$101,116	0.0	\$45,502	\$55,614	\$0	\$0
SB 15-164 Suppl Approp Dept of Treasury	(\$4,579)	0.0	(\$2,061)	(\$2,518)	\$0	\$0
FY 2014-15 Final Appropriation	\$96,537	0.0	\$43,441	\$53,096	\$0	\$0
	\$0	0.0	\$0	\$0	\$0	\$0
FY 2014-15 Expenditure Authority	\$96,537	0.0	\$43,441	\$53,096	\$0	\$0
FY 2014-15 Actual Expenditures	\$96,537	0.0	\$43,441	\$53,096	\$0	\$0
FY 2014-15 Reversion (Overexpenditure)	\$0	0.0	\$0	\$0	\$0	\$0

CORE Operations

FY 2015-16 Initial Appropriation

SB 15-234 General Appropriation Act (FY 2015-16)	\$85,635	0.0	\$38,536	\$47,099	\$0	\$0
FY 2015-16 Initial Appropriation	\$85,635	0.0	\$38,536	\$47,099	\$0	\$0
FY 2015-16 All Other Operating Allocation	\$85,635	0.0	\$38,536	\$47,099	\$0	\$0

FY 2016-17 Request

FY 2015-16 Initial Appropriation	\$85,635	0.0	\$38,536	\$47,099	\$0	\$0
TA-01 FY 2016-17 Operating Common Policy Adjustments	\$72,194	0.0	\$32,487	\$39,707	\$0	\$0
FY 2016-17 Base Request	\$157,829	0.0	\$71,023	\$86,806	\$0	\$0
FY 2016-17 Governor's Budget Request	\$157,829	0.0	\$71,023	\$86,806	\$0	\$0
FY 2016-17 All Other Operating Allocation	\$157,829	0.0	\$71,023	\$86,806	\$0	\$0

01. Administration

Long Bill Line Item	Total Funds	FTE	General Fund	Cash Funds	Leappropriated Fund	Federal Funds
---------------------	-------------	-----	--------------	------------	---------------------	---------------

(A) Administration

(1) Administration

Charter School Facilities Financing Services

FY 2014-15 Actual

HB 14-1336 General Appropriations Act (FY 2014-15)	\$5,000	0.0	\$0	\$5,000	\$0	\$0
FY 2014-15 Final Appropriation	\$5,000	0.0	\$0	\$5,000	\$0	\$0
	\$0	0.0	\$0	\$0	\$0	\$0
FY 2014-15 Expenditure Authority	\$5,000	0.0	\$0	\$5,000	\$0	\$0
FY 2014-15 Actual Expenditures	\$3,861	0.0	\$0	\$3,861	\$0	\$0
FY 2014-15 Reversion (Overexpenditure)	\$1,139	0.0	\$0	\$1,139	\$0	\$0

FY 2015-16 Initial Appropriation

SB 15-234 General Appropriation Act (FY 2015-16)	\$5,000	0.0	\$0	\$5,000	\$0	\$0
FY 2015-16 Initial Appropriation	\$5,000	0.0	\$0	\$5,000	\$0	\$0
FY 2015-16 All Other Operating Allocation	\$5,000	0.0	\$0	\$5,000	\$0	\$0

FY 2016-17 Request

FY 2015-16 Initial Appropriation	\$5,000	0.0	\$0	\$5,000	\$0	\$0
FY 2016-17 Base Request	\$5,000	0.0	\$0	\$5,000	\$0	\$0
FY 2016-17 Governor's Budget Request	\$5,000	0.0	\$0	\$5,000	\$0	\$0
FY 2016-17 All Other Operating Allocation	\$5,000	0.0	\$0	\$5,000	\$0	\$0

Department of Treasury

FY 2016-17

Schedule 3

01. Administration

Long Bill Line Item	Total Funds	FTE	General Fund	Cash Funds	Leappropriated Fund	Federal Funds
---------------------	-------------	-----	--------------	------------	---------------------	---------------

(A) Administration

(1) Administration

Discretionary Fund

FY 2014-15 Actual

HB 14-1336 General Appropriations Act (FY 2014-15)	\$5,000	0.0	\$5,000	\$0	\$0	\$0
FY 2014-15 Final Appropriation	\$5,000	0.0	\$5,000	\$0	\$0	\$0
	\$0	0.0	\$0	\$0	\$0	\$0
FY 2014-15 Expenditure Authority	\$5,000	0.0	\$5,000	\$0	\$0	\$0
FY 2014-15 Actual Expenditures	\$3,530	0.0	\$3,530	\$0	\$0	\$0
FY 2014-15 Reversion (Overexpenditure)	\$1,470	0.0	\$1,470	\$0	\$0	\$0

FY 2015-16 Initial Appropriation

SB 15-234 General Appropriation Act (FY 2015-16)	\$5,000	0.0	\$5,000	\$0	\$0	\$0
FY 2015-16 Initial Appropriation	\$5,000	0.0	\$5,000	\$0	\$0	\$0
FY 2015-16 All Other Operating Allocation	\$5,000	0.0	\$5,000	\$0	\$0	\$0

FY 2016-17 Request

FY 2015-16 Initial Appropriation	\$5,000	0.0	\$5,000	\$0	\$0	\$0
FY 2016-17 Base Request	\$5,000	0.0	\$5,000	\$0	\$0	\$0
FY 2016-17 Governor's Budget Request	\$5,000	0.0	\$5,000	\$0	\$0	\$0
FY 2016-17 All Other Operating Allocation	\$5,000	0.0	\$5,000	\$0	\$0	\$0

FY 2016-17 Governor's Budget Request	\$0	0.0	\$0	\$0	\$0	\$0
---	------------	------------	------------	------------	------------	------------

FY 2016-17 Personal Services Allocation	\$0	0.0	\$0	\$0	\$0	\$0
--	------------	------------	------------	------------	------------	------------

(A) Administration						
FY 2015-16 Initial Appropriation	\$2,309,294	16.4	\$1,063,680	\$1,245,614	\$0	\$0
FY 2016-17 Base Request	\$2,369,053	16.4	\$1,107,797	\$1,261,256	\$0	\$0
FY 2016-17 Governor's Budget Request	\$2,347,813	16.4	\$1,086,557	\$1,261,256	\$0	\$0

Department of Treasury

FY 2016-17

Schedule 3

02. Unclaimed Property Program

Long Bill Line Item	Total Funds	FTE	General Fund	Cash Funds	Reappropriated Fund	Federal Funds
---------------------	-------------	-----	--------------	------------	---------------------	---------------

(A) Unclaimed Property Program

(1) Unclaimed Property Program

Personal Services

FY 2014-15 Actual

HB 14-1336 General Appropriations Act (FY 2014-15)	\$815,385	15.5	\$0	\$815,385	\$0	\$0
FY 2014-15 Final Appropriation	\$815,385	15.5	\$0	\$815,385	\$0	\$0
FY 2014-15 Total Compensation Transfers	\$35,337	0.0	\$0	\$35,337	\$0	\$0
FY 2014-15 Expenditure Authority	\$850,722	15.5	\$0	\$850,722	\$0	\$0
FY 2014-15 Actual Expenditures	\$848,653	15.1	\$0	\$848,653	\$0	\$0
FY 2014-15 Reversion (Overexpenditure)	\$2,069	0.4	\$0	\$2,069	\$0	\$0

FY 2015-16 Initial Appropriation

SB 15-234 General Appropriation Act (FY 2015-16)	\$849,766	15.5	\$0	\$849,766	\$0	\$0
FY 2015-16 Initial Appropriation	\$849,766	15.5	\$0	\$849,766	\$0	\$0
FY 2015-16 Personal Services Allocation	\$849,766	15.5	\$0	\$849,766	\$0	\$0

FY 2016-17 Request

FY 2015-16 Initial Appropriation	\$849,766	15.5	\$0	\$849,766	\$0	\$0
TA-02 Transfer SS & Merit Base Adjustments	\$17,299	0.0	\$0	\$17,299	\$0	\$0
FY 2016-17 Base Request	\$867,065	15.5	\$0	\$867,065	\$0	\$0
FY 2016-17 Governor's Budget Request	\$867,065	15.5	\$0	\$867,065	\$0	\$0
FY 2016-17 Personal Services Allocation	\$867,065	15.5	\$0	\$867,065	\$0	\$0

Department of Treasury

FY 2016-17

Schedule 3

02. Unclaimed Property Program

Long Bill Line Item	Total Funds	FTE	General Fund	Cash Funds	Reappropriated Fund	Federal Funds
---------------------	-------------	-----	--------------	------------	---------------------	---------------

(A) Unclaimed Property Program

(1) Unclaimed Property Program

Operating Expenses

FY 2014-15 Actual

HB 14-1336 General Appropriations Act (FY 2014-15)	\$162,169	0.0	\$0	\$162,169	\$0	\$0
FY 2014-15 Final Appropriation	\$162,169	0.0	\$0	\$162,169	\$0	\$0
	\$0	0.0	\$0	\$0	\$0	\$0
FY 2014-15 Expenditure Authority	\$162,169	0.0	\$0	\$162,169	\$0	\$0
FY 2014-15 Actual Expenditures	\$118,401	0.0	\$0	\$118,401	\$0	\$0
FY 2014-15 Reversion (Overexpenditure)	\$43,768	0.0	\$0	\$43,768	\$0	\$0

FY 2015-16 Initial Appropriation

SB 15-234 General Appropriation Act (FY 2015-16)	\$414,932	0.0	\$0	\$414,932	\$0	\$0
FY 2015-16 Initial Appropriation	\$414,932	0.0	\$0	\$414,932	\$0	\$0
FY 2015-16 All Other Operating Allocation	\$414,932	0.0	\$0	\$414,932	\$0	\$0

FY 2016-17 Request

FY 2015-16 Initial Appropriation	\$414,932	0.0	\$0	\$414,932	\$0	\$0
FY 2016-17 Base Request	\$414,932	0.0	\$0	\$414,932	\$0	\$0
FY 2016-17 Governor's Budget Request	\$414,932	0.0	\$0	\$414,932	\$0	\$0
FY 2016-17 All Other Operating Allocation	\$414,932	0.0	\$0	\$414,932	\$0	\$0

Department of Treasury

FY 2016-17

Schedule 3

02. Unclaimed Property Program

Long Bill Line Item	Total Funds	FTE	General Fund	Cash Funds	Reappropriated Fund	Federal Funds
---------------------	-------------	-----	--------------	------------	---------------------	---------------

(A) Unclaimed Property Program

(1) Unclaimed Property Program

Promotion and Correspondence

FY 2014-15 Actual

HB 14-1336 General Appropriations Act (FY 2014-15)	\$200,000	0.0	\$0	\$200,000	\$0	\$0
FY 2014-15 Final Appropriation	\$200,000	0.0	\$0	\$200,000	\$0	\$0
	\$0	0.0	\$0	\$0	\$0	\$0
FY 2014-15 Expenditure Authority	\$200,000	0.0	\$0	\$200,000	\$0	\$0
FY 2014-15 Actual Expenditures	\$197,795	0.0	\$0	\$197,795	\$0	\$0
FY 2014-15 Reversion (Overexpenditure)	\$2,205	0.0	\$0	\$2,205	\$0	\$0

FY 2015-16 Initial Appropriation

SB 15-234 General Appropriation Act (FY 2015-16)	\$200,000	0.0	\$0	\$200,000	\$0	\$0
FY 2015-16 Initial Appropriation	\$200,000	0.0	\$0	\$200,000	\$0	\$0
FY 2015-16 All Other Operating Allocation	\$200,000	0.0	\$0	\$200,000	\$0	\$0

FY 2016-17 Request

FY 2015-16 Initial Appropriation	\$200,000	0.0	\$0	\$200,000	\$0	\$0
FY 2016-17 Base Request	\$200,000	0.0	\$0	\$200,000	\$0	\$0
FY 2016-17 Governor's Budget Request	\$200,000	0.0	\$0	\$200,000	\$0	\$0
FY 2016-17 All Other Operating Allocation	\$200,000	0.0	\$0	\$200,000	\$0	\$0

Department of Treasury

FY 2016-17

Schedule 3

02. Unclaimed Property Program

Long Bill Line Item	Total Funds	FTE	General Fund	Cash Funds	Reappropriated Fund	Federal Funds
---------------------	-------------	-----	--------------	------------	---------------------	---------------

(A) Unclaimed Property Program

(1) Unclaimed Property Program

Leased Space

FY 2014-15 Actual

HB 14-1336 General Appropriations Act (FY 2014-15)	\$57,189	0.0	\$0	\$57,189	\$0	\$0
FY 2014-15 Final Appropriation	\$57,189	0.0	\$0	\$57,189	\$0	\$0
	\$0	0.0	\$0	\$0	\$0	\$0
FY 2014-15 Expenditure Authority	\$57,189	0.0	\$0	\$57,189	\$0	\$0
FY 2014-15 Actual Expenditures	\$55,456	0.0	\$0	\$55,456	\$0	\$0
FY 2014-15 Reversion (Overexpenditure)	\$1,733	0.0	\$0	\$1,733	\$0	\$0

FY 2015-16 Initial Appropriation

SB 15-234 General Appropriation Act (FY 2015-16)	\$57,189	0.0	\$0	\$57,189	\$0	\$0
FY 2015-16 Initial Appropriation	\$57,189	0.0	\$0	\$57,189	\$0	\$0
FY 2015-16 All Other Operating Allocation	\$57,189	0.0	\$0	\$57,189	\$0	\$0

FY 2016-17 Request

FY 2015-16 Initial Appropriation	\$57,189	0.0	\$0	\$57,189	\$0	\$0
FY 2016-17 Base Request	\$57,189	0.0	\$0	\$57,189	\$0	\$0
R-01 Funding for Unclaimed Property Leased Office Space	\$1,733	0.0	\$0	\$1,733	\$0	\$0
FY 2016-17 Governor's Budget Request	\$58,922	0.0	\$0	\$58,922	\$0	\$0
FY 2016-17 All Other Operating Allocation	\$58,922	0.0	\$0	\$58,922	\$0	\$0

Department of Treasury

FY 2016-17

Schedule 3

02. Unclaimed Property Program

Long Bill Line Item	Total Funds	FTE	General Fund	Cash Funds	Reappropriated Fund	Federal Funds
---------------------	-------------	-----	--------------	------------	---------------------	---------------

(A) Unclaimed Property Program

(1) Unclaimed Property Program

Contract Auditor Services

FY 2014-15 Actual

HB 14-1336 General Appropriations Act (FY 2014-15)	\$800,000	0.0	\$0	\$800,000	\$0	\$0
FY 2014-15 Final Appropriation	\$800,000	0.0	\$0	\$800,000	\$0	\$0
FY2014-15 Other Legal Spending Authority	\$145,848	0.0	\$0	\$145,848	\$0	\$0
FY 2014-15 Expenditure Authority	\$945,848	0.0	\$0	\$945,848	\$0	\$0
FY 2014-15 Actual Expenditures	\$945,848	0.0	\$0	\$945,848	\$0	\$0
FY 2014-15 Reversion (Overexpenditure)	(\$0)	0.0	\$0	(\$0)	\$0	\$0

FY 2015-16 Initial Appropriation

SB 15-234 General Appropriation Act (FY 2015-16)	\$800,000	0.0	\$0	\$800,000	\$0	\$0
FY 2015-16 Initial Appropriation	\$800,000	0.0	\$0	\$800,000	\$0	\$0
FY 2015-16 All Other Operating Allocation	\$800,000	0.0	\$0	\$800,000	\$0	\$0

FY 2016-17 Request

FY 2015-16 Initial Appropriation	\$800,000	0.0	\$0	\$800,000	\$0	\$0
FY 2016-17 Base Request	\$800,000	0.0	\$0	\$800,000	\$0	\$0
FY 2016-17 Governor's Budget Request	\$800,000	0.0	\$0	\$800,000	\$0	\$0
FY 2016-17 All Other Operating Allocation	\$800,000	0.0	\$0	\$800,000	\$0	\$0

(A) Unclaimed Property Program

FY 2015-16 Initial Appropriation	\$2,321,887	15.5	\$0	\$2,321,887	\$0	\$0
FY 2016-17 Base Request	\$2,339,186	15.5	\$0	\$2,339,186	\$0	\$0
FY 2016-17 Governor's Budget Request	\$2,340,919	15.5	\$0	\$2,340,919	\$0	\$0

Department of Treasury

FY 2016-17

Schedule 3

03. Special Purposes

Long Bill Line Item	Total Funds	FTE	General Fund	Cash Funds	Reappropriated Funds	Federal Funds
---------------------	-------------	-----	--------------	------------	----------------------	---------------

(A) Special Purposes

(1) Special Purposes

Senior Citizen and Disabled Veteran Property Tax Exemption

FY 2014-15 Actual

HB 14-1336 General Appropriations Act (FY 2014-15)	\$118,400,000	0.0	\$118,400,000	\$0	\$0	\$0
FY 2014-15 Final Appropriation	\$118,400,000	0.0	\$118,400,000	\$0	\$0	\$0
	\$0	0.0	\$0	\$0	\$0	\$0
FY 2014-15 Expenditure Authority	\$118,400,000	0.0	\$118,400,000	\$0	\$0	\$0
FY 2014-15 Actual Expenditures	\$118,400,000	0.0	\$118,400,000	\$0	\$0	\$0
FY 2014-15 Reversion (Overexpenditure)	\$0	0.0	\$0	\$0	\$0	\$0

FY 2015-16 Initial Appropriation

SB 15-234 General Appropriation Act (FY 2015-16)	\$126,000,000	0.0	\$126,000,000	\$0	\$0	\$0
FY 2015-16 Initial Appropriation	\$126,000,000	0.0	\$126,000,000	\$0	\$0	\$0
FY 2015-16 All Other Operating Allocation	\$126,000,000	0.0	\$126,000,000	\$0	\$0	\$0

FY 2016-17 Request

FY 2015-16 Initial Appropriation	\$126,000,000	0.0	\$126,000,000	\$0	\$0	\$0
TA-03 Special Purpose Adjustments	\$9,695,533	0.0	\$9,695,533	\$0	\$0	\$0
FY 2016-17 Base Request	\$135,695,533	0.0	\$135,695,533	\$0	\$0	\$0
FY 2016-17 Governor's Budget Request	\$135,695,533	0.0	\$135,695,533	\$0	\$0	\$0
FY 2016-17 All Other Operating Allocation	\$135,695,533	0.0	\$135,695,533	\$0	\$0	\$0

Department of Treasury

FY 2016-17

Schedule 3

03. Special Purposes

Long Bill Line Item	Total Funds	FTE	General Fund	Cash Funds	Reappropriated Funds	Federal Funds
---------------------	-------------	-----	--------------	------------	----------------------	---------------

(A) Special Purposes

(1) Special Purposes

Highway Users Tax Fund - County Payments

FY 2014-15 Actual

HB 14-1336 General Appropriations Act (FY 2014-15)	\$186,328,712	0.0	\$0	\$186,328,712	\$0	\$0
FY 2014-15 Final Appropriation	\$186,328,712	0.0	\$0	\$186,328,712	\$0	\$0
FY2014-15 Other Legal Spending Authority	\$14,249,126	0.0	\$0	\$14,249,126	\$0	\$0
FY 2014-15 Expenditure Authority	\$200,577,838	0.0	\$0	\$200,577,838	\$0	\$0
FY 2014-15 Actual Expenditures	\$200,577,838	0.0	\$0	\$200,577,838	\$0	\$0
FY 2014-15 Reversion (Overexpenditure)	\$0	0.0	\$0	\$0	\$0	\$0

FY 2015-16 Initial Appropriation

SB 15-234 General Appropriation Act (FY 2015-16)	\$196,571,562	0.0	\$0	\$196,571,562	\$0	\$0
FY 2015-16 Initial Appropriation	\$196,571,562	0.0	\$0	\$196,571,562	\$0	\$0
FY 2015-16 All Other Operating Allocation	\$196,571,562	0.0	\$0	\$196,571,562	\$0	\$0

FY 2016-17 Request

FY 2015-16 Initial Appropriation	\$196,571,562	0.0	\$0	\$196,571,562	\$0	\$0
TA-03 Special Purpose Adjustments	\$11,904,631	0.0	\$0	\$11,904,631	\$0	\$0
FY 2016-17 Base Request	\$208,476,193	0.0	\$0	\$208,476,193	\$0	\$0
FY 2016-17 Governor's Budget Request	\$208,476,193	0.0	\$0	\$208,476,193	\$0	\$0
FY 2016-17 All Other Operating Allocation	\$208,476,193	0.0	\$0	\$208,476,193	\$0	\$0

Department of Treasury

FY 2016-17

Schedule 3

03. Special Purposes

Long Bill Line Item	Total Funds	FTE	General Fund	Cash Funds	Reappropriated Funds	Federal Funds
---------------------	-------------	-----	--------------	------------	----------------------	---------------

(A) Special Purposes

(1) Special Purposes

Highway Users Tax Fund - Municipality Payments

FY 2014-15 Actual

HB 14-1336 General Appropriations Act (FY 2014-15)	\$127,500,676	0.0	\$0	\$127,500,676	\$0	\$0
FY 2014-15 Final Appropriation	\$127,500,676	0.0	\$0	\$127,500,676	\$0	\$0
FY2014-15 Other Legal Spending Authority	\$9,364,190	0.0	\$0	\$9,364,190	\$0	\$0
FY 2014-15 Expenditure Authority	\$136,864,866	0.0	\$0	\$136,864,866	\$0	\$0
FY 2014-15 Actual Expenditures	\$136,864,866	0.0	\$0	\$136,864,866	\$0	\$0
FY 2014-15 Reversion (Overexpenditure)	\$0	0.0	\$0	\$0	\$0	\$0

FY 2015-16 Initial Appropriation

SB 15-234 General Appropriation Act (FY 2015-16)	\$134,479,724	0.0	\$0	\$134,479,724	\$0	\$0
FY 2015-16 Initial Appropriation	\$134,479,724	0.0	\$0	\$134,479,724	\$0	\$0
FY 2015-16 All Other Operating Allocation	\$134,479,724	0.0	\$0	\$134,479,724	\$0	\$0

FY 2016-17 Request

FY 2015-16 Initial Appropriation	\$134,479,724	0.0	\$0	\$134,479,724	\$0	\$0
TA-03 Special Purpose Adjustments	\$7,774,607	0.0	\$0	\$7,774,607	\$0	\$0
FY 2016-17 Base Request	\$142,254,331	0.0	\$0	\$142,254,331	\$0	\$0
FY 2016-17 Governor's Budget Request	\$142,254,331	0.0	\$0	\$142,254,331	\$0	\$0
FY 2016-17 All Other Operating Allocation	\$142,254,331	0.0	\$0	\$142,254,331	\$0	\$0

Department of Treasury

FY 2016-17

Schedule 3

03. Special Purposes

Long Bill Line Item	Total Funds	FTE	General Fund	Cash Funds	Reappropriated Funds	Federal Funds
---------------------	-------------	-----	--------------	------------	----------------------	---------------

(A) Special Purposes

(1) Special Purposes

Property Tax Reimbursement for Property Destroyed by Nature

FY 2014-15 Actual

HB 14-1001 Tax Credit For Prop Destroyed By A Natural Cause	\$2,221,828	0.0	\$2,221,828	\$0	\$0	\$0
FY 2014-15 Final Appropriation	\$2,221,828	0.0	\$2,221,828	\$0	\$0	\$0
	\$0	0.0	\$0	\$0	\$0	\$0
FY 2014-15 Expenditure Authority	\$2,221,828	0.0	\$2,221,828	\$0	\$0	\$0
FY 2014-15 Actual Expenditures	\$1,096,496	0.0	\$1,096,496	\$0	\$0	\$0
FY 2014-15 Reversion (Overexpenditure)	\$1,125,332	0.0	\$1,125,332	\$0	\$0	\$0

FY 2015-16 Initial Appropriation

SB 15-234 General Appropriation Act (FY 2015-16)	\$2,221,828	0.0	\$2,221,828	\$0	\$0	\$0
FY 2015-16 Initial Appropriation	\$2,221,828	0.0	\$2,221,828	\$0	\$0	\$0
FY 2015-16 All Other Operating Allocation	\$2,221,828	0.0	\$2,221,828	\$0	\$0	\$0

FY 2016-17 Request

FY 2015-16 Initial Appropriation	\$2,221,828	0.0	\$2,221,828	\$0	\$0	\$0
FY 2016-17 Base Request	\$2,221,828	0.0	\$2,221,828	\$0	\$0	\$0
FY 2016-17 Governor's Budget Request	\$2,221,828	0.0	\$2,221,828	\$0	\$0	\$0
FY 2016-17 All Other Operating Allocation	\$2,221,828	0.0	\$2,221,828	\$0	\$0	\$0

Department of Treasury

FY 2016-17

Schedule 3

03. Special Purposes

Long Bill Line Item	Total Funds	FTE	General Fund	Cash Funds	Reappropriated Funds	Federal Funds
---------------------	-------------	-----	--------------	------------	----------------------	---------------

(A) Special Purposes

(1) Special Purposes

Lease Purchase of Academic Facilities (23-19.9-102, C.R.S.)

FY 2015-16 Initial Appropriation

SB 15-234 General Appropriation Act (FY 2015-16)	\$17,773,050	0.0	\$5,781,075	\$11,991,975	\$0	\$0
FY 2015-16 Initial Appropriation	\$17,773,050	0.0	\$5,781,075	\$11,991,975	\$0	\$0
FY 2015-16 All Other Operating Allocation	\$17,773,050	0.0	\$5,781,075	\$11,991,975	\$0	\$0

FY 2016-17 Request

FY 2015-16 Initial Appropriation	\$17,773,050	0.0	\$5,781,075	\$11,991,975	\$0	\$0
TA-03 Special Purpose Adjustments	\$2,125	0.0	\$11,994,100	(\$11,991,975)	\$0	\$0
FY 2016-17 Base Request	\$17,775,175	0.0	\$17,775,175	\$0	\$0	\$0
FY 2016-17 Governor's Budget Request	\$17,775,175	0.0	\$17,775,175	\$0	\$0	\$0
FY 2016-17 All Other Operating Allocation	\$17,775,175	0.0	\$17,775,175	\$0	\$0	\$0

(A) Special Purposes

FY 2015-16 Initial Appropriation	\$477,046,164	0.0	\$134,002,903	\$343,043,261	\$0	\$0
FY 2016-17 Base Request	\$506,423,060	0.0	\$155,692,536	\$350,730,524	\$0	\$0
FY 2016-17 Governor's Budget Request	\$506,423,060	0.0	\$155,692,536	\$350,730,524	\$0	\$0

**DEPARTMENT OF TREASURY
Administration**

**FY 2016-17
Position and Object Code Detail**

Personal Services		FY 2013-14 Actual		FY 2014-15 Actual		FY 2015-16 Estimate		FY 2016-17 Base Request	
Position Code	Position Type	Expenditures	FTE	Expenditures	FTE	Expenditures	FTE	Expenditures	FTE
	State Treasurer	\$68,500	1.00	\$68,500	1.00	\$68,500	1.00	\$68,500	1.00
	Deputy State Treasurer	\$102,432	1.00	\$107,363	1.00	\$111,108	1.00	\$111,108	1.00
H8H3XX	Investment Officer III	\$114,875	1.00	\$116,935	1.00	\$117,870	1.00	\$116,472	1.00
H8H2XX	Investment Officer II	\$202,550	2.00	\$193,385	1.89	\$101,034	1.00	\$101,004	1.00
H8H1XX	Investment Officer I	\$0	0.00	\$0	0.00	\$52,742	0.67	\$78,720	1.00
H6G8XX	Management	\$116,688	1.00	\$121,524	1.00	\$124,209	1.00	\$122,736	1.00
H6G4XX	General Professional IV	\$71,345	1.00	\$75,535	1.00	\$77,760	1.00	\$77,760	1.00
H8C2XX	Controller II	\$84,204	1.00	\$88,032	1.00	\$90,516	1.00	\$90,516	1.00
H8B3XX	Accounting Tech III	\$75,758	2.00	\$52,682	1.25	\$42,348	1.00	\$42,348	1.00
H8B2XX	Accounting Tech II	\$34,514	1.00	\$35,913	1.00	\$36,624	1.00	\$36,624	1.00
G3A4XX	Administrative Asst III	\$22,751	0.60	\$40,740	1.00	\$41,892	1.00	\$41,892	1.00
H8A3XX	Accountant III	\$84,931	1.00	\$86,628	1.00	\$88,716	1.00	\$88,716	1.00
H8A2XX	Accountant II	\$68,186	1.00	\$68,287	1.00	\$68,832	1.00	\$68,016	1.00
H8A1XX	Accountant I	\$54,588	1.00	\$56,189	1.17	\$94,560	2.00	\$94,560	2.00
Total Full and Part-time Employee Expenditures		\$1,101,322	14.60	\$1,111,713	14.31	\$1,116,711	14.67	\$1,138,972	15.00
PERA Contributions		\$112,116	N/A	\$115,767	N/A	\$113,346	N/A	\$115,606	N/A
Medicare		\$13,796	N/A	\$14,422	N/A	\$16,192	N/A	\$16,515	N/A
Overtime Wages		\$0	N/A	\$0	N/A	\$0	N/A	\$0	N/A
Shift Differential Wages		\$0	N/A	\$0	N/A	\$0	N/A	\$0	N/A
State Temporary Employees		\$16,029	N/A	\$21,110	N/A	\$20,000	N/A	\$20,000	N/A
Sick and Annual Leave Payouts		\$0	N/A	\$42,675	N/A	\$50,000	N/A	\$25,000	N/A
Contract Services		\$72,289	N/A	\$71,616	N/A	\$74,172	N/A	\$74,172	N/A
Furlough Wages		\$0	N/A	\$0	N/A	\$0	N/A	\$0	N/A
Temporary Services Employees		\$0	N/A	\$14,327	N/A	\$13,080	N/A	\$9,519	N/A
Net Payroll Shift		(\$1,124)	N/A	(\$6,805)	N/A	\$0	N/A	\$0	N/A
Total Temporary, Contract, and Other Expenditures		\$213,106	0.00	\$273,112	0.00	\$286,790	0.00	\$260,812	0.00
Pots Expenditures (excluding Salary Survey and Performance-based Pay already included above)		\$0	N/A	\$0	N/A				
Roll Forwards		\$0	N/A	\$0	N/A	\$0	N/A		
Total Expenditures for Line Item		\$1,314,428	14.60	\$1,384,825	14.31	\$1,403,501	14.67	\$1,399,784	15.00
Total Spending Authority for Line Item		1,349,034	16.40	1,391,252	16.40	1,403,501	16.40	1,399,784	16.40
Amount Under/(Over) Expended		34,606	1.80	6,427	2.09	0	1.73	0	1.40

**DEPARTMENT OF TREASURY
Administration**

**FY 2016-17
Position and Object Code Detail**

Operating Expenses

Object Code	Object Code Description	FY 2013-14 Actual	FY 2014-15 Actual	FY 2015-16 Estimate	FY 2016-17 Base Request
1920	Personal Svcs - Professional	\$0	\$0	\$10,000	\$10,000
2230	Equip Maintenance/Repair Svcs	\$113	\$500	\$500	\$500
2232	IT Software Mntc/Upgrade Svcs	\$8,400	\$0	\$0	\$0
2260	Rental of IT Equip - PCs	\$62,093	\$62,691	\$62,700	\$62,700
2510	In-State Travel	\$372	\$728	\$750	\$750
2513	In-State Pers Veh Reimbursement	\$573	\$1,234	\$1,250	\$1,250
2530	Out-of-State Travel	\$1,649	\$2,310	\$2,350	\$2,350
2531	OS Common Carrier Fares	\$949	\$1,054	\$1,050	\$1,050
2630	Comm Svcs from Div of Telecom	\$11,337	\$9,361	\$9,400	\$9,400
2631	Comm Svcs from Outside Sources	\$1,655	\$1,299	\$1,300	\$1,300
2660	Insurance, Other than Emp Benefits	\$3,500	\$3,500	\$3,500	\$3,500
2680	Printing/Reproduction Services	\$8,448	\$5,989	\$6,000	\$6,000
2820	Other Purchased Services	\$2,202	\$2,200	\$2,200	\$2,200
2830	Office Moving-Pur Serv	\$70	\$0	\$0	\$0
3115	Data Processing Supplies	\$258	\$0	\$0	\$0
3120	Books/Periodicals/Subscriptions	\$50,850	\$63,389	\$63,400	\$63,400
3121	Office Supplies	\$2,295	\$2,204	\$2,234	\$2,234
3123	Postage	\$7,999	\$7,163	\$7,300	\$7,300
3128	Noncapitalized Equipment	\$402	\$0	\$0	\$0
3132	Noncap Office Furn/Office Syst	\$1,284	\$0	\$0	\$0
4100	Other Operating Expenses	\$908	\$972	\$1,000	\$1,000
4140	Dues and Memberships	\$6,800	\$7,370	\$7,400	\$7,400
4220	Registration Fees	\$1,200	\$2,400	\$2,400	\$2,400
Total Expenditures Denoted in Object Codes		\$173,357	\$174,364	\$184,734	\$184,734
Transfers		\$0	\$0	\$0	\$0
Roll Forwards		\$0	\$0	\$0	\$0
Total Expenditures for Line Item		\$173,357	\$174,364	\$184,734	\$184,734
Total Spending Authority for Line Item		\$182,798	\$184,734	\$184,734	\$184,734
Amount Under/(Over) Expended		\$9,441	\$10,370	\$0	\$0

**DEPARTMENT OF TREASURY
Administration**

FY 2016-17

Position and Object Code Detail

		FY 2013-14 Actual	FY 2014-15 Actual	FY 2015-16 Estimate	FY 2016-17 Base Request				
Personal Services									
Position Code	Position Type	Expenditures	FTE	Expenditures	FTE	Expenditures	FTE	Expenditures	FTE
	State Treasurer	\$68,500	1.0	\$68,500	1.0	\$68,500	1.0	\$68,500	1.0
	Deputy State Treasurer	\$102,432	1.0	\$107,363	1.0	\$111,108	1.0	\$111,108	1.0
H8H3XX	Investment Officer III	\$114,875	1.0	\$116,935	1.0	\$117,870	1.0	\$116,472	1.0
H8H2XX	Investment Officer II	\$202,550	2.0	\$193,385	1.9	\$101,034	1.0	\$101,004	1.0
H8H1XX	Investment Officer I	\$0	-	\$0	-	\$52,742	0.7	\$78,720	1.0
H6G8XX	Management	\$116,688	1.0	\$121,524	1.0	\$124,209	1.0	\$122,736	1.0
H6G4XX	General Professional IV	\$71,345	1.0	\$75,535	1.0	\$77,760	1.0	\$77,760	1.0
H8C2XX	Controller II	\$84,204	1.0	\$88,032	1.0	\$90,516	1.0	\$90,516	1.0
H8B3XX	Accounting Tech III	\$75,758	2.0	\$52,682	1.3	\$42,348	1.0	\$42,348	1.0
H8B2XX	Accounting Tech II	\$34,514	1.0	\$35,913	1.0	\$36,624	1.0	\$36,624	1.0
G3A4XX	Administrative Asst III	\$22,751	0.6	\$40,740	1.0	\$41,892	1.0	\$41,892	1.0
H8A3XX	Accountant III	\$84,931	1.0	\$86,628	1.0	\$88,716	1.0	\$88,716	1.0
H8A2XX	Accountant II	\$68,186	1.0	\$68,287	1.0	\$68,832	1.0	\$68,016	1.0
H8A1XX	Accountant I	\$54,588	1.0	\$56,189	1.2	\$94,560	2.0	\$94,560	2.0
Total Full and Part-time Employee Expenditures		\$1,101,322	14.6	\$1,111,713	14.3	\$1,116,711	14.7	\$1,138,972	15.0
PERA Contributions		\$112,116	N/A	\$115,767	N/A	\$113,346	N/A	\$115,606	N/A
Medicare		\$13,796	N/A	\$14,422	N/A	\$16,192	N/A	\$16,515	N/A
Overtime Wages		\$0	N/A	\$0	N/A	\$0	N/A	\$0	N/A
Shift Differential Wages		\$0	N/A	\$0	N/A	\$0	N/A	\$0	N/A
State Temporary Employees		\$16,029	N/A	\$21,110	N/A	\$20,000	N/A	\$20,000	N/A
Sick and Annual Leave Payouts		\$0	N/A	\$42,675	N/A	\$50,000	N/A	\$25,000	N/A
Contract Services		\$72,289	N/A	\$71,616	N/A	\$74,172	N/A	\$74,172	N/A
Furlough Wages		\$0	N/A	\$0	N/A	\$0	N/A	\$0	N/A
Temporary Services Employees		\$0	N/A	\$14,327	N/A	\$13,080	N/A	\$9,519	N/A
Other Expenditures: Net Payroll Shift		(\$1,124)	N/A	(\$6,805)	N/A	\$0	N/A	\$0	N/A
Total Temporary, Contract, and Other Expenditures		\$213,106	N/A	\$273,112	N/A	\$286,790	N/A	\$260,812	N/A
Pots Expenditures (excluding Salary Survey and Performance-based Pay already included above)		\$0	N/A	\$0	N/A				
Roll Forwards		\$0	N/A	\$0	N/A	\$0	N/A		
Total Personal Services Expenditures for Line Item		\$1,314,428	14.6	\$1,384,825	14.3	\$1,403,501	14.7	\$1,399,784	15.0

**DEPARTMENT OF TREASURY
Administration**

FY 2016-17

Position and Object Code Detail

		FY 2013-14 Actual		FY 2014-15 Actual		FY 2015-16 Estimate		FY 2016-17 Base Request	
Operating Expenses									
1920	Personal Svcs - Professional	\$0		\$0		\$10,000		\$10,000	
2230	Equip Maintenance/Repair Svcs	\$113		\$500		\$500		\$500	
2232	IT Software Mntc/Upgrade Svcs	\$8,400		\$0		\$0		\$0	
2260	Rental of IT Equip - PCs	\$62,093		\$62,691		\$62,700		\$62,700	
2510	In-State Travel	\$372		\$728		\$750		\$750	
2513	In-State Pers Veh Reimbursement	\$573		\$1,234		\$1,250		\$1,250	
2530	Out-of-State Travel	\$1,649		\$2,310		\$2,350		\$2,350	
2531	OS Common Carrier Fares	\$949		\$1,054		\$1,050		\$1,050	
2630	Comm Svcs from Div of Telecom	\$11,337		\$9,361		\$9,400		\$9,400	
2631	Comm Svcs from Outside Sources	\$1,655		\$1,299		\$1,300		\$1,300	
2660	Insurance, Other than Emp Benefits	\$3,500		\$3,500		\$3,500		\$3,500	
2680	Printing/Reproduction Services	\$8,448		\$5,989		\$6,000		\$6,000	
2820	Other Purchased Services	\$2,202		\$2,200		\$2,200		\$2,200	
2830	Office Moving-Pur Serv	\$70		\$0		\$0		\$0	
3115	Data Processing Supplies	\$258		\$0		\$0		\$0	
3120	Books/Periodicals/Subscriptions	\$50,850		\$63,389		\$63,400		\$63,400	
3121	Office Supplies	\$2,295		\$2,204		\$2,234		\$2,234	
3123	Postage	\$7,999		\$7,163		\$7,300		\$7,300	
3128	Noncapitalized Equipment	\$402		\$0		\$0		\$0	
3132	Noncap Office Furn/Office Syst	\$1,284		\$0		\$0		\$0	
4100	Other Operating Expenses	\$908		\$972		\$1,000		\$1,000	
4140	Dues and Memberships	\$6,800		\$7,370		\$7,400		\$7,400	
4220	Registration Fees	\$1,200		\$2,400		\$2,400		\$2,400	
Total Expenditures Denoted in Object Codes		\$173,357		\$174,364		\$184,734		\$184,734	
Roll Forwards		\$0		\$0		\$0		\$0	
Total Expenditures for Line Item		1,487,785	14.6	1,559,189	14.3	1,588,235	14.7	1,584,518	15.0
Total Spending Authority for Line Item		1,531,832	16.4	1,575,986	16.4	1,588,235	16.4	1,584,518	16.4
Amount Under/(Over) Expended		44,047	1.8	16,797	2.1	0	1.7	0	1.4

DEPARTMENT OF TREASURY
Unclaimed Property

FY 2016-17
Position and Object Code Detail

Personal Services		FY 2013-14 Actual		FY 2014-15 Actual		FY 2015-16 Estimate		FY 2016-17 Base Request	
Position Code	Position Type	Expenditures	FTE	Expenditures	FTE	Expenditures	FTE	Expenditures	FTE
H6G6XX	General Professional VI	\$107,548	1.00	\$109,692	1.00	\$112,113	1.00	\$110,784	1.00
H6G4XX	General Professional IV	\$72,252	1.00	\$75,240	1.00	\$77,052	1.00	\$77,052	1.00
H4R1XX	Program Assistant I	\$41,963	0.80	\$43,691	0.82	\$46,572	0.85	\$46,572	0.85
G3A4XX	Admin Assistant III	\$39,996	1.00	\$41,820	1.00	\$42,996	1.00	\$42,996	1.00
G3A3XX	Admin Assistant II	\$91,338	2.80	\$95,992	2.79	\$100,688	2.87	\$101,940	2.90
G3A2TX	Admin Assistant I	\$100,055	3.60	\$128,738	4.55	\$130,080	4.50	\$130,080	4.50
H8D5XX	Auditor IV	\$86,496	1.00	\$90,432	1.00	\$92,796	1.00	\$92,796	1.00
H8D3XX	Auditor II	\$66,588	1.00	\$69,212	1.00	\$69,767	1.00	\$68,940	1.00
H8D2XX	Auditor I	\$41,920	1.00	\$44,164	0.97	\$46,548	1.00	\$46,548	1.00
H8D1IX	Audit Intern	\$37,044	1.00	\$38,724	1.00	\$39,816	1.00	\$39,816	1.00
Total Full and Part-time Employee Expenditures		\$685,200	14.20	\$737,705	15.13	\$758,428	15.22	\$757,524	15.25
PERA Contributions		\$66,413	N/A	\$71,217	N/A	\$76,980	N/A	\$76,889	N/A
Medicare		\$9,488	N/A	\$10,174	N/A	\$10,997	N/A	\$10,984	N/A
Overtime Wages		\$0	N/A	\$0	N/A	\$0	N/A	\$0	N/A
Shift Differential Wages		\$0	N/A	\$0	N/A	\$0	N/A	\$0	N/A
State Temporary Employees		\$0	N/A	\$0	N/A	\$0	N/A	\$0	N/A
Sick and Annual Leave Payouts		\$472	N/A	\$0	N/A	\$0	N/A	\$0	N/A
Contract Services		\$0	N/A	\$0	N/A	\$0	N/A	\$0	N/A
Furlough Wages		\$0	N/A	\$0	N/A	\$0	N/A	\$0	N/A
Temporary Services Employees		\$44,096	N/A	\$29,557	N/A	\$22,816	N/A	\$21,668	N/A
Total Temporary, Contract, and Other Expenditures		\$120,469	0.00	\$110,948	0.00	\$110,793	0.00	\$109,541	0.00
Pots Expenditures (excluding Salary Survey and Performance-based Pay already included above)		\$0	N/A	\$0	N/A				
Roll Forwards		\$0	N/A	\$0	N/A	\$0	N/A		
Total Expenditures for Line Item		\$805,669	14.20	\$848,653	15.13	\$869,221	15.22	\$867,065	15.25
Total Spending Authority for Line Item		818,817	15.50	850,722	15.50	869,221	15.50	867,065	15.50
Amount Under/(Over) Expended		13,148	1.30	2,069	0.37	0	0.28	0	0.25

DEPARTMENT OF TREASURY
Unclaimed Property

FY 2016-17
Position and Object Code Detail

Operating Expenses

Object Code	Object Code Description	FY 2013-14 Actual	FY 2014-15 Actual	FY 2015-16 Estimate	FY 2016-17 Base Request
2230	Equip Maintenance/Repair Svcs	\$994	\$957	\$1,000	\$1,000
2510	In-State Travel	\$91	\$489	\$1,000	\$1,000
2513	In-State Pers Veh Reimbursement	\$581	\$1,248	\$1,500	\$1,500
2630	Comm Svcs from Div of Telecom	\$11,797	\$9,172	\$10,000	\$10,000
2641	Other ADP Billings-Purch Svcs	\$41,250	\$41,250	\$330,000	\$330,000
2680	Printing/Reproduction Services	\$5,537	\$4,774	\$5,500	\$5,500
2820	Other Purchased Services	\$933	\$597	\$1,000	\$1,000
2830	Office Moving-Pur Serv	\$350	\$0	\$0	\$0
3115	Data Processing Supplies	\$243	\$0	\$0	\$0
3120	Books/Periodicals/Subscription	\$2,180	\$2,882	\$3,000	\$3,000
3121	Office Supplies	\$3,923	\$3,259	\$4,932	\$4,932
3123	Postage	\$49,191	\$51,032	\$52,000	\$52,000
3140	Noncapitalized Information Technology	\$0	\$30	\$0	\$0
4100	Other Operating Expenses	\$0	\$56	\$1,000	\$1,000
4140	Dues and Memberships	\$2,250	\$2,250	\$3,000	\$3,000
4220	Registration Fees	\$0	\$405	\$1,000	\$1,000
Total Expenditures Denoted in Object Codes		\$119,320	\$118,401	\$414,932	\$414,932
Transfers		\$0	\$0	\$0	\$0
Roll Forwards		\$0	\$0	\$0	\$0
Total Expenditures for Line Item		\$119,320	\$118,401	\$414,932	\$414,932
Total Spending Authority for Line Item		\$131,869	\$162,169	\$414,932	\$414,932
Amount Under/(Over) Expended		\$12,549	\$43,768	\$0	\$0

DEPARTMENT OF TREASURY
Unclaimed Property

FY 2016-17
Position and Object Code Detail

		FY 2013-14		FY 2014-15		FY 2015-16		FY 2016-17	
		Actual		Actual		Estimate		Base Request	
Personal Services									
Position Code	Position Type	Expenditures	FTE	Expenditures	FTE	Expenditures	FTE	Expenditures	FTE
H6G6XX	General Professional VI	\$107,548	1.0	\$109,692	1.0	\$112,113	1.0	\$110,784	1.0
H6G4XX	General Professional IV	\$72,252	1.0	\$75,240	1.0	\$77,052	1.0	\$77,052	1.0
H4R1XX	Program Assistant I	\$41,963	0.8	\$43,691	0.8	\$46,572	0.9	\$46,572	0.9
G3A4XX	Admin Assistant III	\$39,996	1.0	\$41,820	1.0	\$42,996	1.0	\$42,996	1.0
G3A3XX	Admin Assistant II	\$91,338	2.8	\$95,992	2.8	\$100,688	2.9	\$101,940	2.9
G3A2TX	Admin Assistant I	\$100,055	3.6	\$128,738	4.6	\$130,080	4.5	\$130,080	4.5
H8D5XX	Auditor IV	\$86,496	1.0	\$90,432	1.0	\$92,796	1.0	\$92,796	1.0
H8D3XX	Auditor II	\$66,588	1.0	\$69,212	1.0	\$69,767	1.0	\$68,940	1.0
H8D2XX	Auditor I	\$41,920	1.0	\$44,164	1.0	\$46,548	1.0	\$46,548	1.0
H8D1IX	Audit Intern	\$37,044	1.0	\$38,724	1.0	\$39,816	1.0	\$39,816	1.0
Total Full and Part-time Employee Expenditures		\$685,200	14.2	\$737,705	15.1	\$758,428	15.2	\$757,524	15.3
PERA Contributions		\$66,413	N/A	\$71,217	N/A	\$76,980	N/A	\$76,889	N/A
Medicare		\$9,488	N/A	\$10,174	N/A	\$10,997	N/A	\$10,984	N/A
Overtime Wages		\$0	N/A	\$0	N/A	\$0	N/A	\$0	N/A
Shift Differential Wages		\$0	N/A	\$0	N/A	\$0	N/A	\$0	N/A
State Temporary Employees		\$0	N/A	\$0	N/A	\$0	N/A	\$0	N/A
Sick and Annual Leave Payouts		\$472	N/A	\$0	N/A	\$0	N/A	\$0	N/A
Contract Services		\$0	N/A	\$0	N/A	\$0	N/A	\$0	N/A
Furlough Wages		\$0	N/A	\$0	N/A	\$0	N/A	\$0	N/A
Other Expenditures (specify as necessary)		\$44,096	N/A	\$29,557	N/A	\$22,816	N/A	\$21,668	N/A
Total Temporary, Contract, and Other Expenditures		\$120,469	N/A	\$110,948	N/A	\$110,793	N/A	\$109,541	N/A
Pots Expenditures (excluding Salary Survey and Performance-based Pay already included above)		\$0	N/A	\$0	N/A				
Roll Forwards		\$0	N/A	\$0	N/A	\$0	N/A		
Total Personal Services Expenditures for Line Item		\$805,669	14.2	\$848,653	15.1	\$869,221	15.2	\$867,065	15.3

DEPARTMENT OF TREASURY
Unclaimed Property

FY 2016-17
Position and Object Code Detail

		FY 2013-14 Actual		FY 2014-15 Actual		FY 2015-16 Estimate		FY 2016-17 Base Request		
Operating Expenses										
2230	Equip Maintenance/Repair Svcs		\$994		\$957		\$1,000		\$1,000	
2510	In-State Travel		\$91		\$489		\$1,000		\$1,000	
2513	In-State Pers Veh Reimbursement		\$581		\$1,248		\$1,500		\$1,500	
2630	Comm Svcs from Div of Telecom		\$11,797		\$9,172		\$10,000		\$10,000	
2641	Other ADP Billings-Purch Svcs		\$41,250		\$41,250		\$330,000		\$330,000	
2680	Printing/Reproduction Services		\$5,537		\$4,774		\$5,500		\$5,500	
2820	Other Purchased Services		\$933		\$597		\$1,000		\$1,000	
2830	Office Moving-Pur Serv		\$350		\$0		\$0		\$0	
3115	Data Processing Supplies		\$243		\$0		\$0		\$0	
3120	Books/Periodicals/Subscription		\$2,180		\$2,882		\$3,000		\$3,000	
3121	Office Supplies		\$3,923		\$3,259		\$4,932		\$4,932	
3123	Postage		\$49,191		\$51,032		\$52,000		\$52,000	
3140	Noncapitalized Information Technolog		\$0		\$30		\$0		\$0	
4100	Other Operating Expenses		\$0		\$56		\$1,000		\$1,000	
4140	Dues and Memberships		\$2,250		\$2,250		\$3,000		\$3,000	
4220	Registration Fees		\$0		\$405		\$1,000		\$1,000	
Total Expenditures Denoted in Object Codes			\$119,320		\$118,401		\$414,932		\$414,932	
Total Expenditures for Line Item			924,989	14.2	967,054	15.1	1,284,153	15.2	1,281,997	15.3
Total Spending Authority for Line Item			950,686	15.5	1,012,891	15.5	1,284,153	15.5	1,281,997	15.5
Amount Under/(Over) Expended			25,697	1.3	45,837	0.4	0	0.3	0	0.3

Colorado Department of Treasury
 FY 2016-17 Budget Request
 Schedule 5: Line Item to Statute

(1) Administration

Line Item Name	Line Item Description	Statutory Citation
Personal Services	Salaries and wages for all employees including contractual employees, the State contribution to the public employees retirement (PERA) fund, and the State share of federal Medicare.	C.R.S. 24-50-101 et seq.
Health, Life, and Dental	State share of health, life and dental insurance.	C.R.S. 24-50-601 et seq.
Short-term Disability	State share of short-term disability insurance.	C.R.S. 24-50-601 et seq.
Amortization Equalization Disbursement	Additional State contribution to the PERA Trust Fund to amortize the unfunded liability.	C.R.S. 24-51-411
Supplemental Amortization Equalization Disbursement	A contribution from the Salary Survey allocation to the PERA Trust Fund to supplement the contribution listed above.	C.R.S. 24-51-411
Salary Survey	Funding for annual salary increases as determined by the Department of Personnel (DPA).	C.R.S. 24-50-104
Merit pay	Funding for base pay and non-base pay awards for performance as determined by DPA.	C.R.S. 24-50-104
Workers' Compensation & Payment to Rsk Management and Property Funds	Payment to DPA for liability insurance (does not include statutorily required fidelity bond coverage for employees).	
Operating Expenses	General non-employee costs of daily operations including ongoing and one-time expenses.	
Information Technology Asset Maintenance	Annual costs to upgrade and replace computers, printers and other information technology within Treasury.	
Legal Services	Fees paid to the Department of Law for counsel and representation.	
Capitol Complex Leased Space	Payment to DPA for maintaining the space in the Capitol occupied by Treasury (4,379 sq ft).	
Payments to OIT	Fees paid to OIT for costs associated with statewide computer services; the multiuse network providing secure, high-speed broadband access; enterprise management and oversight, and back-office business functions; and the State's cyber security program	
CORE Operations	Funding for payments to DPA for the State's financial reporting system, Colorado Operations Resource Engine (CORE).	

Colorado Department of Treasury
 FY 2016-17 Budget Request
 Schedule 5: Line Item to Statute

Charter School Facilities Financing Services	Continuously appropriated moneys for the costs of administering the Charter School Intercept Program.	C.R.S. 22-30.5-406
Discretionary Fund	Statutorily authorized fund for additional costs of an elected official.	C.R.S. 24-9-105

(2) Unclaimed Property Program

Line Item Name	Line Item Description	Statutory Citation
Personal Services	Salaries and wages for all employees including contractual employees, the State contribution to the public employees retirement (PERA) fund, and the State share of federal Medicare.	C.R.S. 24-50-101 et seq.
Operating Expenses	General non-employee costs of daily operations including ongoing and one-time expenses.	
Promotion & Correspondence	Costs associated with notifying owners of lost and forgotten assets held in trust by the State.	C.R.S. 38-13-111
Leased Space	Payment to New Logan Tower LLC for office space at 1580 Logan (3,466 sq ft).	
Contract Auditor Services	Continuously appropriated moneys for payments to contract unclaimed property auditors.	C.R.S. 38-13-116.5

(3) Special Purpose

Line Item Name	Line Item Description	Statutory Citation
Senior Citizen and Disabled Veteran Property Tax	Constitutionally mandated payment of property taxes for qualified elderly citizens and disabled veterans.	C.R.S. 39-3-201
HUTF - County Payments	Estimate of HUTF payments to counties provided for purposes of complying with Article X, Section 20 of the constitution.	C.R.S. 43-4-207
HUTF - Municipality Payments	Estimate of HUTF payments to cities provided for purposes of complying with Article X, Section 20 of the constitution.	C.R.S. 43-4-208
Property Tax Reimbursement for Property Destroyed by Natural Cause	Estimate of payments to reimburse certain property taxes owed or paid for real property and business personal property that has been destroyed in a natural disaster or by another cause beyond the control of the property owner.	C.R.S. 39-1-123
Lease Purchase of Academic Facilities	State's share of the annual base rent payments due on the State of Colorado Higher Education Capital Construction Lease Purchase Financing Program Certificates of Participation.	C.R.S. 23-19.9-102

Special Bills Summary

Bill	Long Bill Line Item	Total Funds	FTE	General Fund	Cash Funds	Reappropriated Funds	Federal Funds
FY 2014-15 Final Appropriation Special Bills							
14-1001 Tax Credit For Prop Destroyed By A Natural Cause							
Special Purposes							
	Property Tax Reimbursement for Property Destroyed by Nature	\$2,221,828	0.0	\$2,221,828	\$0	\$0	\$0
FY 2014-15 Final Appropriation Special Bills Only		\$2,221,828	0.0	\$2,221,828	\$0	\$0	\$0

FY 2016-17 BUDGET REQUEST - TREASURY

Schedule 7

Supplemental Summary

Bill	Long Bill Line Item	Total Funds	FTE	General Fund	Cash Funds	Reappropriated Funds	Federal Funds
------	---------------------	-------------	-----	--------------	------------	----------------------	---------------

FY 2014-15 Final Appropriation Supplemental Bills

SB 15-164 Suppl Approp Dept of Treasury

Administration

	Personal Services	\$12,304	0.0	(\$46,076)	\$58,380	\$0	\$0
	Payments to OIT	\$543	0.0	\$543	\$0	\$0	\$0
	COFRS Modernization	(\$4,579)	0.0	(\$2,061)	(\$2,518)	\$0	\$0
FY 2014-15 Final Appropriation Supplemental Bills Only		\$8,268	0.0	(\$47,594)	\$55,862	\$0	\$0

Salary Survey Transfers

Fiscal Year	Long Bill Line Item Sequence	Long Bill Line Item Name	Total Funds	General Fund	Cash Funds	Reappropriated Funds	Federal Funds
FY 2014-15	W0100010	Personal Services	\$27,444	\$27,444	\$0	\$0	\$0
	W0100060	Salary Survey	(\$50,822)	(\$27,444)	(\$23,378)	\$0	\$0
	W0200010	Personal Services	\$23,378	\$0	\$23,378	\$0	\$0
Total FY 2014-15 Transfers			\$0	\$0	\$0	\$0	\$0

Fiscal Year	Long Bill Line Item Sequence	Long Bill Line Item Name	Total Funds	General Fund	Cash Funds	Reappropriated Funds	Federal Funds
FY 2015-16	W0100060	Salary Survey	(\$21,842)	(\$13,631)	(\$8,211)	\$0	\$0
	W0100010	Personal Services	\$13,631	\$13,631	\$0	\$0	\$0
	W0200010	Personal Services	\$8,211	\$0	\$8,211	\$0	\$0
Total FY 2015-16 Transfers			\$0	\$0	\$0	\$0	\$0

Fiscal Year	Long Bill Line Item Sequence	Long Bill Line Item Name	Total Funds	General Fund	Cash Funds	Fund Type Reappropriated	Federal Funds
FY 2016-17	W0100060	Salary Survey	\$0	\$0	\$0	\$0	\$0
Total FY 2016-17 Transfers			\$0	\$0	\$0	\$0	\$0

FY 2016-17 BUDGET REQUEST - TREASURY

Schedule 8

Merit Pay Transfers

Fiscal Year	Long Bill Line Item Sequence	Long Bill Line Item Name	Total Funds	General Fund	Cash Funds	Reappropriated Funds	Federal Funds
FY 2014-15	W0100010	Personal Services	\$14,040	\$14,040	\$0	\$0	\$0
	W0100070	Merit Pay	(\$25,999)	(\$14,040)	(\$11,959)	\$0	\$0
	W0200010	Personal Services	\$11,959	\$0	\$11,959	\$0	\$0
Total FY 2014-15 Transfers			\$0	\$0	\$0	\$0	\$0

Fiscal Year	Long Bill Line Item Sequence	Long Bill Line Item Name	Total Funds	General Fund	Cash Funds	Reappropriated Funds	Federal Funds
FY 2015-16	W0100070	Merit Pay	(\$28,354)	(\$17,110)	(\$11,244)	\$0	\$0
	W0100010	Personal Services	\$17,110	\$17,110	\$0	\$0	\$0
	W0200010	Personal Services	\$11,244	\$0	\$11,244	\$0	\$0
Total FY 2015-16 Transfers			\$0	\$0	\$0	\$0	\$0

Fiscal Year	Long Bill Line Item Sequence	Long Bill Line Item Name	Total Funds	General Fund	Cash Funds	Fund Type Reappropriated	Federal Funds
FY 2016-17	W0100070	Merit Pay	\$0	\$0	\$0	\$0	\$0
Total FY 2016-17 Transfers			\$0	\$0	\$0	\$0	\$0

Health, Life, and Dental

Fiscal Year	Long Bill Line Item Sequence	Long Bill Line Item Name	Total Funds	General Fund	Cash Funds	Reappropriated Funds	Federal Funds
FY 2015-16	W0100020	Health, Life, and Dental	\$250,896	\$130,196	\$120,700	\$0	\$0
Total FY 2015-16 Transfers			\$250,896	\$130,196	\$120,700	\$0	\$0

Fiscal Year	Long Bill Line Item Sequence	Long Bill Line Item Name	Total Funds	General Fund	Cash Funds	Fund Type Reappropriated	Federal Funds
FY 2016-17	W0100020	Health, Life, and Dental	\$256,548	\$147,408	\$109,140	\$0	\$0
Total FY 2016-17 Transfers			\$256,548	\$147,408	\$109,140	\$0	\$0

Amortization Equalization Disbursement

Fiscal Year	Long Bill Line Item Sequence	Long Bill Line Item Name	Total Funds	General Fund	Cash Funds	Reappropriated Funds	Federal Funds
FY 2015-16	W0100040	Amortization Equalization Disbursement	\$88,094	\$54,955	\$33,139	\$0	\$0
Total FY 2015-16 Transfers			\$88,094	\$54,955	\$33,139	\$0	\$0

Fiscal Year	Long Bill Line Item Sequence	Long Bill Line Item Name	Total Funds	General Fund	Cash Funds	Fund Type Reappropriated	Federal Funds
FY 2016-17	W0100040	Amortization Equalization Disbursement	\$93,898	\$57,537	\$36,361	\$0	\$0
Total FY 2016-17 Transfers			\$93,898	\$57,537	\$36,361	\$0	\$0

Supplemental Amortization Equalization Disbursement

Fiscal Year	Long Bill Line Item Sequence	Long Bill Line Item Name	Total Funds	General Fund	Cash Funds	Reappropriated Funds	Federal Funds
FY 2015-16	W0100050	Supplemental Amortization Equalization Disbursement	\$85,092	\$53,082	\$32,010	\$0	\$0
Total FY 2015-16 Transfers			\$85,092	\$53,082	\$32,010	\$0	\$0

Fiscal Year	Long Bill Line Item Sequence	Long Bill Line Item Name	Total Funds	General Fund	Cash Funds	Fund Type Reappropriated	Federal Funds
FY 2016-17	W0100050	Supplemental Amortization Equalization Disbursement	\$92,920	\$56,938	\$35,982	\$0	\$0
Total FY 2016-17 Transfers			\$92,920	\$56,938	\$35,982	\$0	\$0

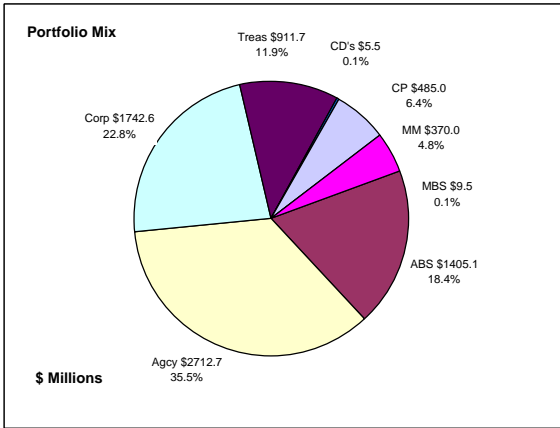
Short-term Disability

Fiscal Year	Long Bill Line Item Sequence	Long Bill Line Item Name	Total Funds	General Fund	Cash Funds	Reappropriated Funds	Federal Funds
FY 2015-16	W0100030	Short-term Disability	\$4,405	\$2,749	\$1,656	\$0	\$0
Total FY 2015-16 Transfers			\$4,405	\$2,749	\$1,656	\$0	\$0

Fiscal Year	Long Bill Line Item Sequence	Long Bill Line Item Name	Total Funds	General Fund	Cash Funds	Fund Type Reappropriated	Federal Funds
FY 2016-17	W0100030	Short-term Disability	\$3,646	\$2,234	\$1,412	\$0	\$0
Total FY 2016-17 Transfers			\$3,646	\$2,234	\$1,412	\$0	\$0

Department of Treasury
Response to Request for Information
FY 2016-17 Budget Request

Colorado Treasury Pool Combined June 30, 2015



Portfolio Value

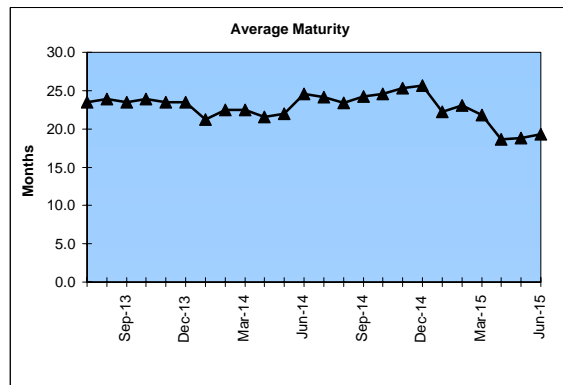
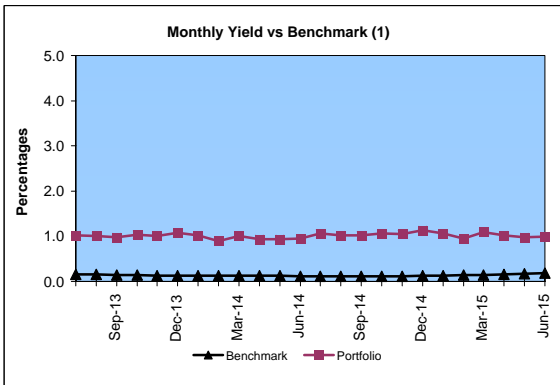
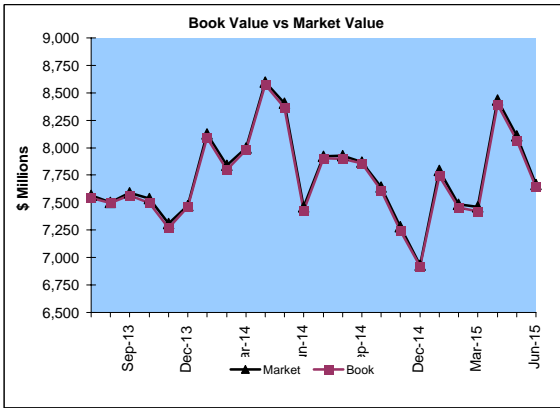
Market Value \$7,667.3 Million
Book Value \$7,642.1 Million

Yield and Average Maturity

Portfolio Book Yield 1.0%
Portfolio Average Maturity 19.3 Months

Portfolio Quality

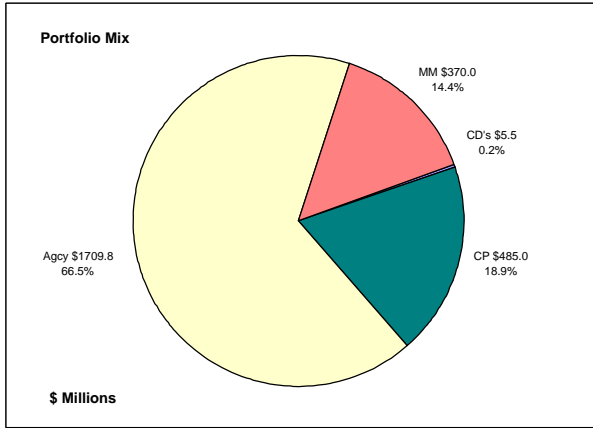
	A1 / P1	AAA	AA	A	BBB	BB	B	Other	Portfolio Percent
Asset Backed		100.0%							18.4%
Corporates		6.1%	36.9%	50.6%	5.0%	1.4%			22.8%
Mortgage Securities			100.0%						0.1%
Commercial Paper	100.0%								6.4%
Treasuries			100.0%						11.9%
Federal Agencies			98.8%	1.2%					35.5%
Certificates of Deposit								100.0%	0.1%
Money Market Funds								100.0%	4.8%
Total Portfolio	6.4%	19.8%	55.5%	12.0%	1.1%	0.3%	4.9%	100.0%	



	\$ Millions		Book Yield	Performance Benchmarks (2)
	Average Portfolio	Realized Income		
FY '15 YTD	7,661.9	79.2	1.0%	0.2%
Last 12 months	7,661.9	79.2	1.0%	0.2%
FY '14	7,842.0	77.4	1.0%	0.1%
FY '13	7,157.7	78.3	1.1%	0.2%
FY '12	6,442.3	89.5	1.4%	0.2%
FY '11	5,718.6	113.0	2.0%	0.3%
FY '10	5,717.7	139.0 ³	2.4%	0.4%
Avg FY '10-14	6,575.7	99.4	1.6%	0.2%

(1) 12 month moving average of the constant maturity yield on the 1 year Treasury note
 (2) 12 month moving average of the constant maturity yield on the 1 year Treasury note at end of period
 (3) Excludes \$5.5 million in losses on sale of investments in July 2009.

Colorado Treasury Cash
(0 - 1 year maturities)
June 30, 2015



Portfolio Value

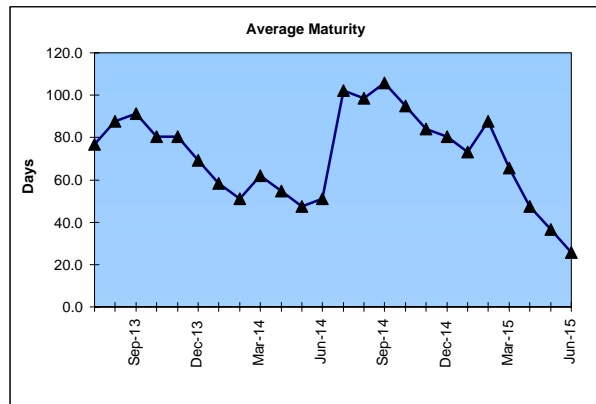
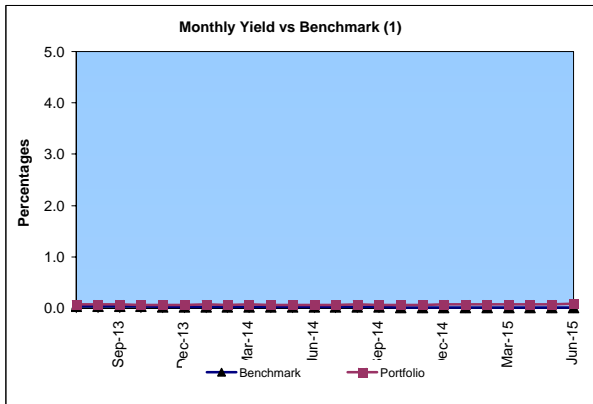
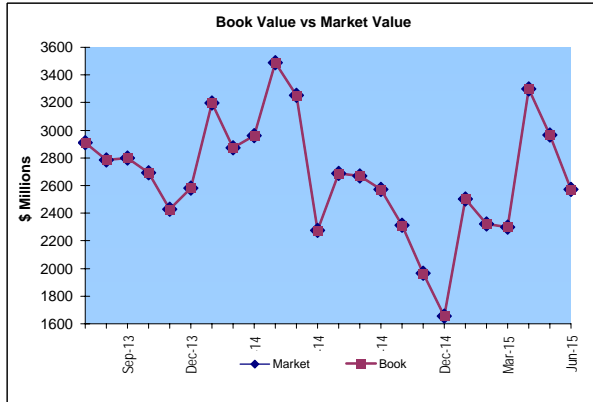
Market Value \$2,570.4 Million
 Book Value \$2,570.3 Million

Yield and Average Maturity

Portfolio Book Yield 0.07%
 Portfolio Average Maturity 26 Days

Portfolio Quality

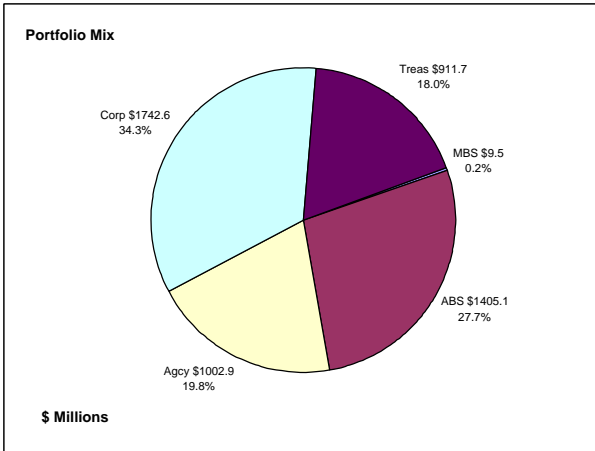
	A1 / P1	AA	Other	Portfolio Percent
Commercial Paper	100.0%			18.9%
Federal Agencies		100.0%		66.5%
Corporates				0.0%
Certificates of Deposit			100.0%	0.2%
Money Market Funds			100.0%	14.4%
Total Portfolio	18.9%	66.5%	14.6%	100.0%



	\$ Millions		Book Yield	Performance Benchmarks (2)
	Average Portfolio	Realized Income		
FY '15 YTD	2,467.4	1.8	0.07%	0.01%
Last 12 months	2,467.4	1.8	0.07%	0.01%
FY '14	2,970.8	2.0	0.07%	0.03%
FY '13	3,223.2	3.5	0.11%	0.05%
FY '12	3,135.5	2.6	0.08%	0.03%
FY '11	2,355.2	3.2	0.14%	0.10%
FY '10	2,013.9	4.1	0.20%	0.09%
Avg FY '10-'14	2,739.7	3.1	0.12%	0.06%

(1) 12 month moving average of the 30 day Treasury bill
 (2) 12 month moving average of the 30 day Treasury bill at end of period

Colorado Treasury Pool
(1 - 5 year maturities)
June 30, 2015



Portfolio Value

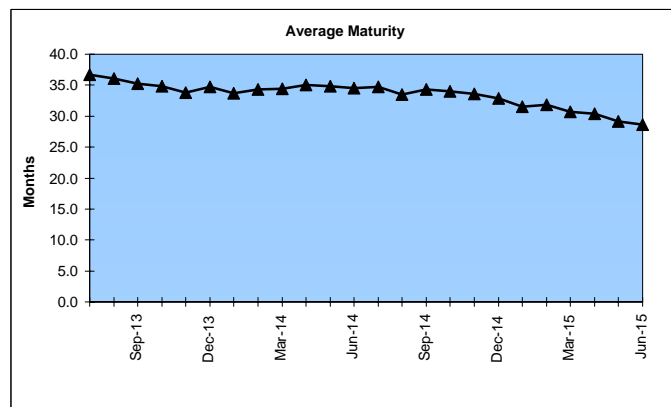
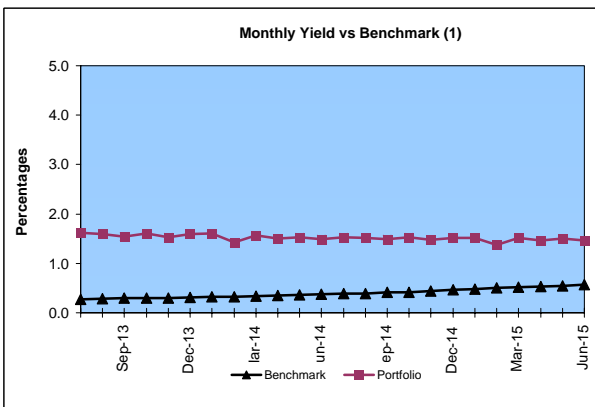
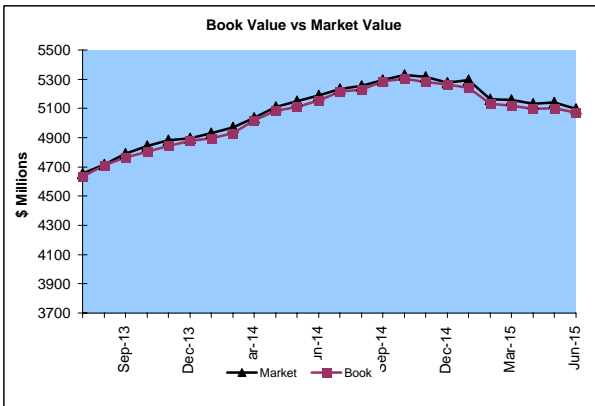
Market Value \$5,096.9 Million
 Book Value \$5,071.8 Million

Yield and Average Maturity

Portfolio Book Yield 1.5%
 Portfolio Average Maturity 28.7 Months

Portfolio Quality

	AAA	AA	A	BBB	BB	B	Other	Portfolio Percent
Asset Backed	100.0%							27.7%
Corporates	6.1%	36.9%	50.6%	5.0%	1.4%			34.3%
Mortgage Securities		100.0%						0.2%
Treasuries		100.0%						18.0%
Federal Agencies		96.7%	3.3%					19.8%
Total Portfolio	29.8%	50.0%	18.0%	1.7%	0.5%			100.0%

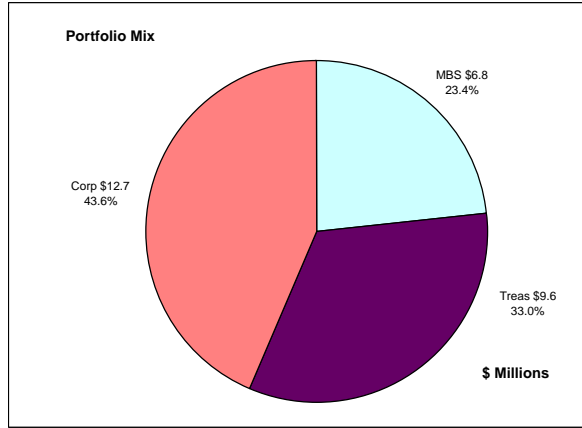


	Average Portfolio	Realized Income	Book Yield	Performance Benchmarks (2)
FY '15 YTD	5,194.5	77.4	1.5%	0.6%
Last 12 months	5,194.5	77.4	1.5%	0.6%
FY '14	4,871.2	75.4	1.6%	0.4%
FY '13	3,934.5	74.8	1.9%	0.3%
FY '12	3,306.8	86.9	2.6%	0.3%
FY '11	3,363.5	109.8	3.3%	0.6%
FY '10	3,703.9	134.9 ³	3.6%	0.9%
Avg FY '10-'14	3,836.0	96.3	2.6%	0.5%

(1) 12 month moving average of the constant maturity yield on the 2 year Treasury note
 (2) 12 month moving average of the constant maturity yield on the 2 year Treasury note at end of period
 (3) Excludes \$5.5 million in losses on sale of investments in July 2009.

Colorado Major Medical Insurance Fund

June 30, 2015



Portfolio Value (1)

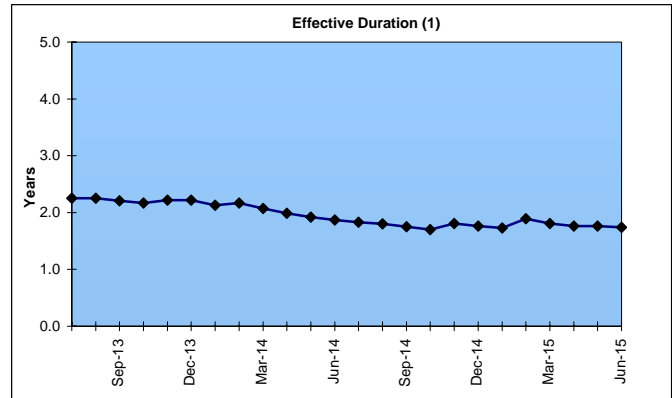
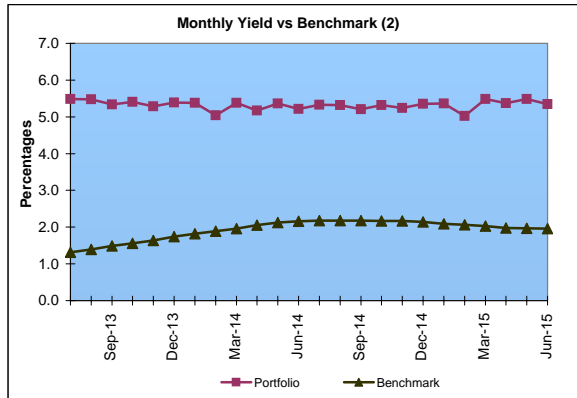
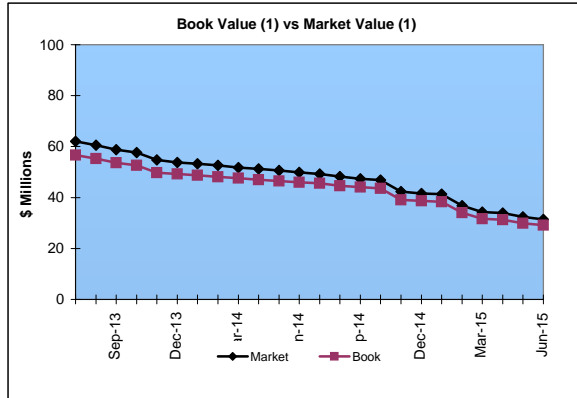
Market Value \$31.4 Million
Book Value \$29.1 Million

Yield and Effective Duration

Portfolio Book Yield 2.9%
Portfolio Effective Duration (1) 1.7 Yrs

Portfolio Quality (1)

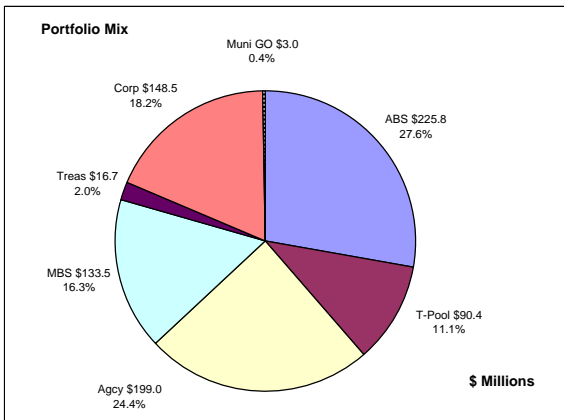
	AAA	AA	A	BBB	BB	Portfolio Percent
Asset Backed						0.0%
Corporates	15.8%	39.4%	40.9%	3.9%		43.6%
Federal Agencies						0.0%
Mortgage Securities		100.0%				23.4%
Treasuries		100.0%				33.0%
Total Portfolio	6.9%	73.5%	17.9%	1.7%		100.0%



	\$ Millions		Book Yield	Performance Benchmarks (3)
	Average Portfolio	Realized Income		
FY '15 YTD	87.7	2.5 ⁵	2.9%	2.0%
Last 12 months	87.7	2.5 ⁵	2.9%	2.0%
FY '14	90.7	3.1	3.4%	2.2%
FY '13	89.7	3.9	4.3%	1.2%
FY '12	99.4	4.7	4.7%	1.5%
FY '11	120.5	5.5	4.5%	2.4%
FY '10	126.8	6.0 ⁴	4.7%	3.1%
Avg FY '10-'14	105.4	4.6	4.3%	2.1%

- (1) Does not include State Treasury Pool balances in calculation.
- (2) 12 month moving average of the constant maturity yield on the 7 year Treasury note
- (3) 12 month moving average of the constant maturity yield on the 7 year Treasury note at end of period
- (4) Excludes \$0.2 million in losses on sale of investments in July 2009.
- (5) Excludes \$0.1 million in gain on an investment call in March 2015.

Colorado Public School Permanent Fund June 30, 2015



Portfolio Value

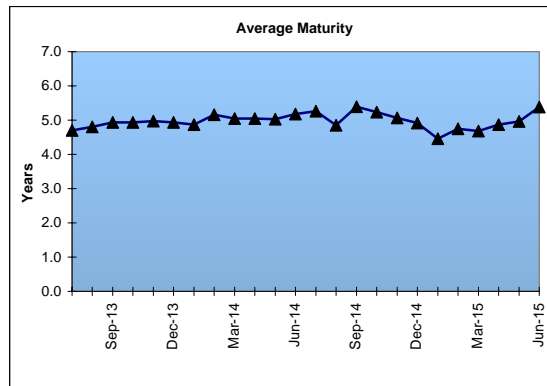
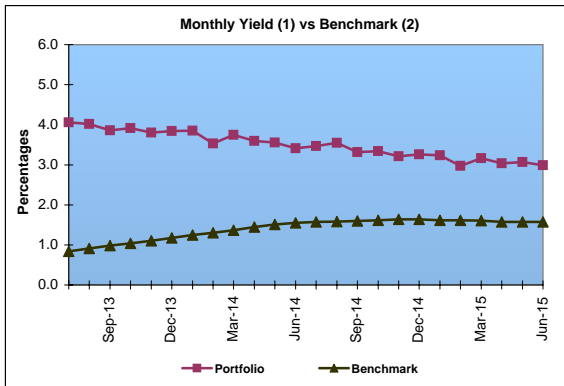
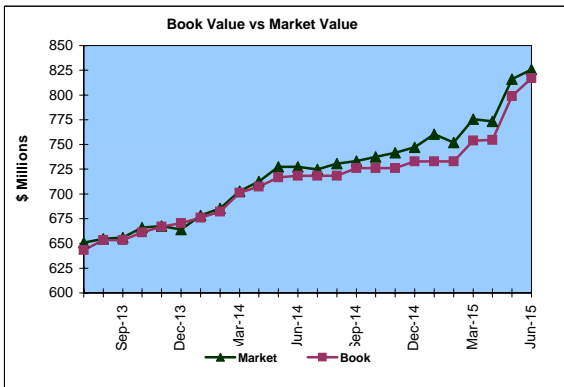
Market Value \$825.9 Million
Book Value \$816.9 Million

Yield and Average Maturity

Portfolio Book Yield 3.0%
Portfolio Average Maturity 5.4 Yrs

Portfolio Quality

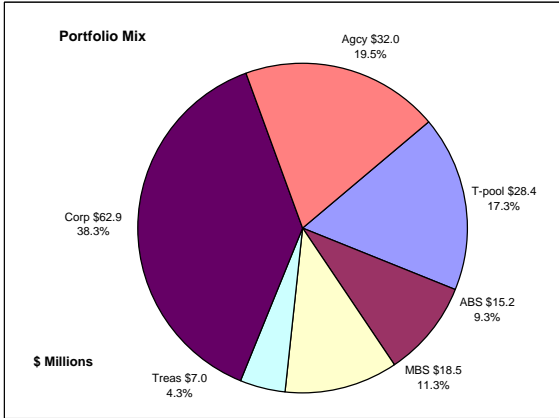
	A1 / P1	AAA	AA	A	BBB	BB	B	Other	Portfolio Percent
Asset Backed			100.0%						27.6%
Corporates		12.7%	73.5%	9.8%	4.0%				18.2%
Mortgage Securities			100.0%						16.3%
Treasuries			100.0%						2.0%
Federal Agencies			89.7%	10.3%					24.4%
Muni GOs			100.0%						0.4%
T-Pool Combined	6.4%	19.8%	55.5%	12.0%	1.1%	0.3%	0.0%	4.9%	11.1%
Total Portfolio	0.7%	4.5%	87.8%	5.6%	0.9%	0.0%		0.5%	100.0%



	\$ Millions			
	Average Portfolio	Realized Income	Book Yield	Performance Benchmarks (3)
FY '15 YTD	739.8	22.1	3.0%	1.6%
Last 12 months	739.8	22.1	3.0%	1.6%
FY '14	668.8	21.6	3.2%	1.6%
FY '13	622.2	22.4	3.6%	0.8%
FY '12	582.2	24.1	4.1%	1.0%
FY '11	580.7	27.0	4.6%	1.8%
FY '10	580.8	28.5	4.9%	2.4%
Avg FY '10-'14	606.9	24.7	4.1%	1.5%

- (1) Does not include State Treasury Pool balances in calculation.
- (2) Latest 12 month moving average of the constant maturity yield on the 5 year Treasury note
- (3) Latest 12 month moving average of the constant maturity yield on the 5 year Treasury note at end of period

Unclaimed Property Tourism Fund June 30, 2015



Portfolio Value

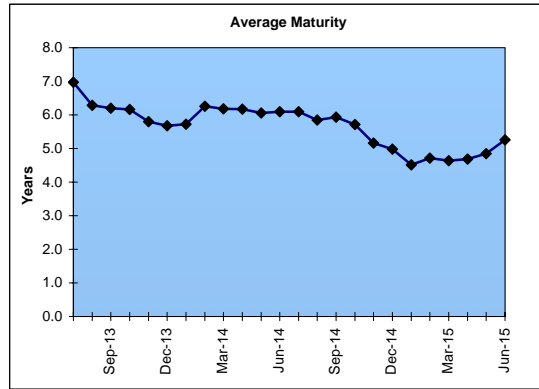
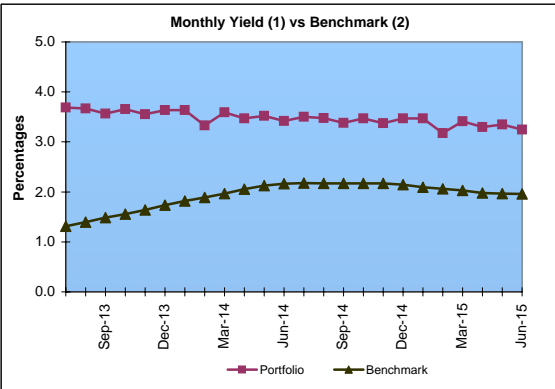
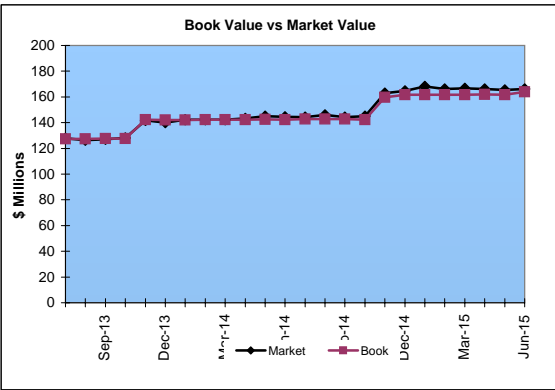
Market Value \$166.1 Million
Book Value \$164.0 Million

Yield and Average Maturity

Portfolio Book Yield 3.0%
Portfolio Average Maturity 5.3 Yrs

Portfolio Quality

	A1 / P1	AAA	AA	A	BBB	BB	B	Other	Portfolio Percent
Asset Backed			100.0%						9.3%
Corporates		3.2%	35.0%	53.9%	7.9%				38.3%
Federal Agencies			84.4%	15.6%					19.5%
Mortgage Securities			100.0%						11.3%
Treasuries			100.0%						4.3%
T-Pool Combined	6.4%	19.8%	55.5%	12.0%	1.1%	0.3%	0.0%	4.9%	17.3%
Total Portfolio	1.1%	13.9%	55.1%	25.8%	3.2%	0.1%		0.8%	100.0%



	\$ Millions		Book Yield	Performance Benchmarks (3)
	Average Portfolio	Realized Income		
FY '15 YTD	153.7	4.6	3.0%	2.0%
Last 12 months	153.7	4.6	3.0%	2.0%
FY '14	136.9	4.3	3.1%	2.2%
FY '13	122.9	4.1	3.3%	1.2%
FY '12	114.3	3.8	3.3%	1.5%
FY '11	104.7	3.5	3.4%	2.4%
FY '10	87.9	3.4 ⁴	3.9%	3.1%
Avg FY '10-'14	113.3	3.8	3.4%	2.1%

- (1) Does not include State Treasury Pool balances in calculation.
- (2) 12 month moving average of the constant maturity yield on the 7 year Treasury note
- (3) 12 month moving average of the constant maturity yield on the 7 year Treasury note at end of period
- (4) Excludes \$.2 million in losses on sale of investments in July 2009.