

Senior Dental Program Annual Report

Contents

- I. EXECUTIVE SUMMARY2**
- II. SENIOR DENTAL PROGRAM ADMINISTRATION3**
 - A. PROGRAM OVERVIEW3
 - B. STAKEHOLDER COLLABORATION3
 - SENIOR DENTAL ADVISORY COMMITTEE3
 - SENIOR DENTAL PROGRAM COMMUNICATION4
 - C. CLIENTS5
 - ELIGIBILITY REQUIREMENTS5
 - D. GRANTEES5
 - GRANT REQUIREMENTS5
 - SENIORS SERVED6
 - GRANTEE PARTICIPATION8
 - E. PROGRAM ADMINISTRATION11
 - REPORTING REQUIREMENTS11
 - SENIOR DENTAL PROGRAM COMPLIANCE AUDIT11
- III. REIMBURSEMENT13**
 - A. REIMBURSEMENT FOR GRANTEES13
- IV. GRANTEE ANNUAL REPORTS25**
- V. SENIOR DENTAL PROGRAM FINANCIAL TABLES25**

I. EXECUTIVE SUMMARY

The Department of Health Care Policy and Financing (the Department) prepares this report pursuant to Section 25.5-3-405(2), C.R.S. (2017). This annual report concerning the operation and effectiveness of the Senior Dental Program, including an itemization of the Department's administrative expenditures in implementing and administering the program and any recommendations is delivered each November 1st to the Joint Budget Committee, Senate Health and Human Services Committee, and the House Public Health Care and Human Services Committee of the Colorado General Assembly. The Senior Dental Program provides grants throughout the state to Area Agencies on Aging, public health agencies, Community Health Centers, private dental practices, and other community-based organizations. In FY 2017-18 total payments made equaled \$2,940,155. Grant funds were distributed as follows:

Provider Types	Amount Awarded	Percent of Total Funds
Area Agencies on Aging	\$172,399	6%
Community Based Organizations/Foundations	\$894,043	30%
Federal Qualified Health Centers/Safety Net Clinics	\$1,154,490	39%
Health Districts/Local Public Health Agencies	\$204,250	7%
Private Dentists	\$365,149	12%
University of Colorado School of Dental Medicine	\$149,823	5%
TOTAL	\$2,940,155	100%

In FY 2017-18, there were 23 Senior Dental Program grantees. The number of Colorado seniors served under the Senior Dental Program was 2,996.

This report includes:

- ✓ Eligibility requirements and utilization data;
- ✓ Provider participation requirements and utilization data;
- ✓ Standardized copayment requirements;
- ✓ Methods for allocation and disbursement of funds;
- ✓ Sources of funding;
- ✓ Dental services provided to economically disadvantaged seniors during FY 2017-18; and
- ✓ Program definitions.

II. SENIOR DENTAL PROGRAM ADMINISTRATION

A. PROGRAM OVERVIEW

The General Assembly, through Senate Bill (SB) 14-180, created the Colorado Dental Health Care Program for Low-Income Seniors (Senior Dental Program) to promote the health and welfare of low-income seniors. This law makes it possible for low-income seniors to have access to patient-centered dental care. Part 4 of Article 3 in Title 25.5 is where the program's enabling legislation resides. The following segment of the legislative declaration at Section 25.5-4-402, C.R.S. (2017) illustrates the program's purpose.

The general assembly hereby determines, finds, and declares that:

(b) By relocating and reorganizing the "Colorado Dental Care Act of 1977", which provided dental services to certain eligible seniors, the state department can align those dental health care services with adult dental benefits provided through other dental health care programs for seniors and thereby target the resources effectively to low-income seniors who may not qualify for those programs.

FY 2014-15 was the transition phase of the Colorado Dental Care Act of 1977 administered by the Colorado Department of Public Health and Environment (CDPHE) to the Senior Dental Program administered by the Department of Health Care Policy and Financing (the Department). This transition consisted of defining grant criteria, establishing program rules and awarding grant monies to qualified grantees. Grants for the Senior Dental Program were issued by the Department on July 1, 2015 and qualified seniors were able to receive dental services on that date.

B. STAKEHOLDER COLLABORATION

SENIOR DENTAL ADVISORY COMMITTEE

SB 14-180 recognized the importance of continuing stakeholder participation in the Senior Dental Program and established the Senior Dental Advisory Committee (DAC). The DAC is comprised of eleven members appointed by the Department's executive director and consists of the following:

1. One member representing the Department;
2. One dentist in private practice providing dental care to the senior population who represents a statewide organization of dentists;
3. One dental hygienist providing dental care to seniors;
4. One representative of either an agency that coordinates services for low-income seniors or the office in the Department of Human Services responsible for overseeing services to the elderly;
5. One representative of an organization of Colorado community health centers, as defined in the federal "Public Health Service Act", 42 U.S.C. sec. 254b;



6. One representative of an organization of safety-net health providers that are not community health centers;
7. One representative of the University of Colorado, School of Dental Medicine;
8. Two consumer advocates;
9. One senior who is eligible for services under the program; and
10. One representative of a foundation with experience in making dental care grants.

The DAC not only serves as a forum where the Department and the stakeholder community can discuss the Senior Dental Program, it also makes recommendations to the Medical Services Board (MSB) regarding rules.

At the recommendation of the DAC and other Senior Dental Program stakeholders, the Department developed a database to track services by senior to prevent duplication of services by different grantees. The Department is currently working with the Office of Information Technology to examine options of where the database can be housed so that it can be accessed by grantees while complying with privacy requirements. The DAC and stakeholders also assisted the Department in adding the following procedures that were effective July 1, 2018:

- ✓ Full mouth debridement;
- ✓ Repair cast partial framework for both mandibular and maxillary;
- ✓ The removal of impacted teeth; and
- ✓ Sedation.

The Senior Dental Program rules were first established on January 9, 2015 and are located at 10 CCR 2505-10, Section 8.960 and on the Department's website.

The Senior Dental Program fee schedule encompasses the Senior Dental Program's max allowable fee, program payment, max patient co-pay and dental procedure guidelines.

https://www.colorado.gov/pacific/sites/default/files/201820July20Fee_Schedule_Colorado_Dental_Health_Care_Program_for_Low-Income_Seniors.pdf

SENIOR DENTAL PROGRAM COMMUNICATION

The Department publishes a quarterly newsletter that provides Senior Dental Program grantees and stakeholders with updates on Senior Dental Program policies and other Department news. The Department also creates fact sheets to provide potential clients of the Senior Dental Program with program eligibility guidelines. The quarterly newsletter and fact sheets are published on the Department's website:

<https://www.colorado.gov/pacific/hcpf/colorado-dental-health-care-program-low-income-seniors>.



C. CLIENTS

ELIGIBILITY REQUIREMENTS

Qualified grantees administer enrollment into the Senior Dental Program developed by the Department and the DAC. Clients must meet the following criteria to be eligible for the Senior Dental Program:

- ✓ Age 60 or over;
- ✓ Not eligible for services under any other dental health care program, such as Medicaid or the Old Age Pension Health and Medical Care Program;
- ✓ Not enrolled in private dental insurance;
- ✓ At or below 250% of the current federal poverty level; and
- ✓ Lawfully present in the state.

D. GRANTEES

GRANT REQUIREMENTS

Grantees were required to submit a "Request for Grant Proposals" application. Preference was given to grant proposals that clearly demonstrated the applicant's ability to outreach to and identify eligible seniors and to collaborate with community-based organizations. Preference was also given to grant proposals that demonstrated an ability to serve a greater number of eligible seniors or that would serve eligible seniors in rural or underserved areas.

The Senior Dental Program allows participation from any interested provider that can provide or arrange for the provision of comprehensive dental and oral care services and may include but is not limited to:

- ✓ An Area Agency on Aging, as defined in Section 26-11-203, C.R.S.;
- ✓ A community-based organization or foundation;
- ✓ A Federally Qualified Health Center, safety-net clinic, or health district;
- ✓ A local public health agency; or
- ✓ A private dental practice.

For purposes of this FY 2017-18 Annual Report, the Senior Dental Program grantees are identified in the following categories:

- ✓ Area Agency on Aging (AAA).
- ✓ Community-based organization (CBO) or foundation.
- ✓ Federally Qualified Health Center (FQHC) or safety-net clinic (SNC).
- ✓ Local public health agency or health district;
- ✓ Private dentists; and
- ✓ University of Colorado, School of Dental Medicine (UCSDM).



SENIORS SERVED

During FY 2017-18, there were 2,963 unduplicated seniors who received services through the Senior Dental Program.

Figure 1 Total Unduplicated Senior Count by Grantee

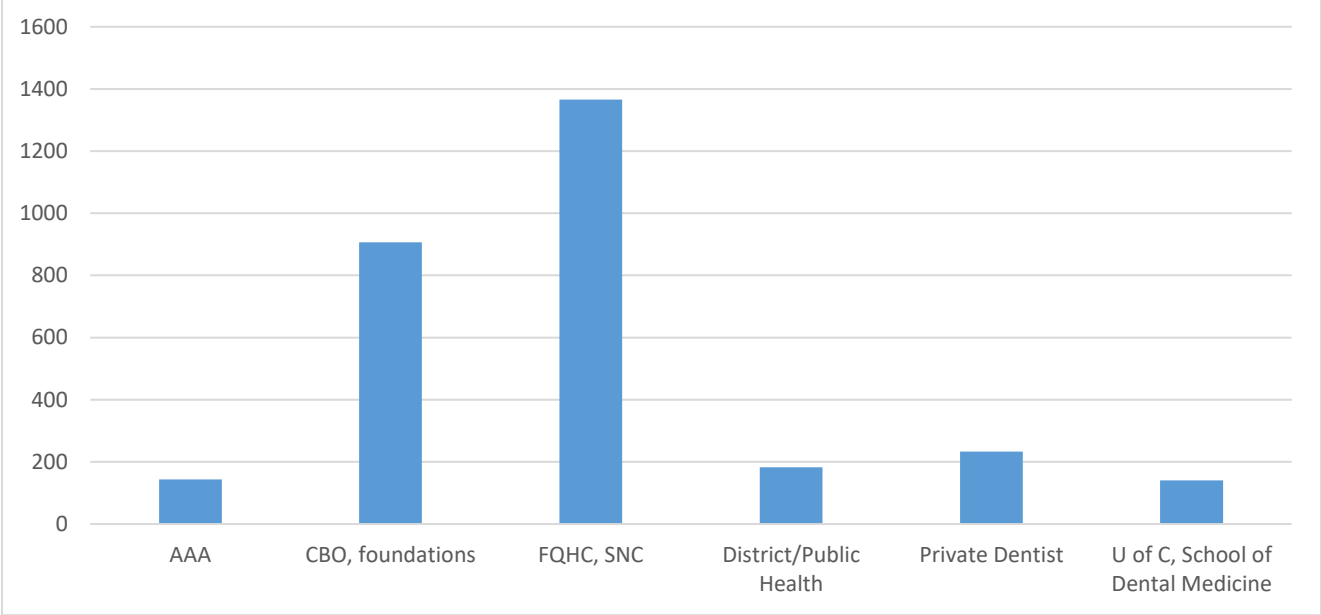


Table 1 shows the seniors served by county. These numbers represent the county that the services were provided in and not necessarily the county where the senior resides.

Table 1 Total Unduplicated Senior Count by County¹

County	Seniors Served	County	Seniors Served	County	Seniors Served
Adams	287	Grand	3	Prowers	0
Alamosa	42	Gunnison	0	Pueblo	386
Arapahoe	130	Hinsdale	0	Rio Blanco	0
Archuleta	0	Huerfano	0	Rio Grande	52
Baca	0	Jackson	0	Routt	0
Bent	15	Jefferson	232	Saguache	0
Boulder	174	Kiowa	1	San Juan	0
Broomfield	0	Kit Carson	23	San Miguel	0
Chaffee	15	La Plata	0	Sedgwick	0
Cheyenne	1	Lake	11	Summit	42
Clear Creek	2	Larimer	166	Teller	38
Conejos	5	Las Animas	0	Washington	3
Costilla	9	Lincoln	11	Weld	35
Crowley	0	Logan	20	Yuma	5
Custer	0	Mesa	101	Total	3,051
Delta	0	Mineral	0		
Denver	440	Moffat	0		
Dolores	0	Montezuma	0		
Douglas	13	Montrose	58		
Eagle	5	Morgan	22		
El Paso	653	Otero	28		
Elbert	8	Ouray	0		
Fremont	7	Park	4		
Garfield	3	Phillips	0		
Gilpin	0	Pitkin	1		

¹ Total unduplicated senior county by county will be higher than total unduplicated senior count due to client's moving to different counties.



GRANTEE PARTICIPATION

A total of 23 qualified grantees participated in the Senior Dental Program. Some of the grantees have multiple sites.

Table 2 FY 2017-18 Senior Dental Program Grantees Sites by County

County	AAA	CBO	FQHC/ SNC	Dist/Pub Health	Private Dentist	UCSDM	Total
Adams	1	6	5	0	0	1	13
Alamosa	0	0	1	0	0	0	1
Arapahoe	0	4	3	1	1	0	9
Archuleta	0	0	0	0	0	0	0
Baca	0	0	0	0	0	0	0
Bent	0	0	1	0	0	0	1
Boulder	9	0	2	0	0	0	11
Broomfield	0	0	0	0	0	0	0
Chaffee	0	0	0	0	1	0	1
Cheyenne	0	1	0	0	0	0	1
Clear Creek	0	1	0	0	0	0	1
Conejos	0	0	1	0	0	0	1
Costilla	0	0	1	0	0	0	1
Crowley	0	0	0	0	0	0	0
Custer	0	0	0	0	0	0	0
Delta	0	0	0	0	0	0	0
Denver	0	20	2	0	1	0	23
Dolores	0	0	0	0	0	0	0
Douglas	0	2	3	0	0	0	5
Eagle	3	0	0	0	0	0	3
El Paso	0	2	41	0	0	0	43
Elbert	0	0	4	0	0	0	4
Fremont	0	0	3	0	0	0	3
Garfield	2	0	0	0	0	0	2
Gilpin	0	0	0	0	0	0	0
Grand	2	0	0	0	0	0	2
Gunnison	0	0	0	0	0	0	0
Hinsdale	0	0	0	0	0	0	0
Huerfano	0	0	0	0	0	0	0
Jackson	0	0	0	0	0	0	0
Jefferson	1	8	3	0	1	0	13
Kiowa	0	0	0	0	1	0	1
Kit Carson	0	0	2	1	0	0	3



County	AAA	CBO	FQHC/ SNC	Dist/Pub Health	Private Dentist	UCSDM	Total
La Plata	0	0	0	0	0	0	0
Lake	0	0	1	0	0	0	1
Larimer	0	0	3	5	0	0	8
Las Animas	0	0	0	0	0	0	0
Lincoln	0	0	5	0	0	0	5
Logan	1	0	1	0	0	0	2
Mesa	0	0	2	0	0	0	2
Mineral	0	0	0	0	0	0	0
Moffat	0	0	0	0	0	0	0
Montezuma	0	0	0	0	0	0	0
Montrose	0	0	1	0	0	0	1
Morgan	2	0	1	0	0	0	3
Otero	0	0	1	0	0	0	1
Ouray	0	0	0	0	0	0	0
Phillips	0	0	0	0	0	0	0
Pitkin	1	0	0	0	0	0	1
Prowers	0	0	0	0	0	0	0
Pueblo	0	1	2	0	0	0	3
Rio Blanco	0	0	0	0	0	0	0
Rio Grande	0	0	2	0	0	0	2
Routt	0	0	0	0	0	0	0
Saguache	0	0	0	0	0	0	0
San Juan	0	0	0	0	0	0	0
San Miguel	0	0	0	0	0	0	0
Sedgwick	0	0	0	0	0	0	0
Summit	1	0	2	0	0	0	3
Teller	0	0	5	0	0	0	5
Washington	1	0	0	0	0	0	1
Weld	0	0	4	1	0	0	5
Yuma	2	0	0	0	0	0	2
Totals	26	45	104	8	5	1	189



Table 3 lists Senior Dental Program grantees by the city in which the main participating grantee is located. A list of all current Senior Dental Program grantees can be found on the Department’s website: www.colorado.gov/pacific/hcpf/grantee-appointment-information-county.

Table 3 FY 2017-18 Senior Dental Program Qualified Grantees

Senior Dental Program Grantees	Grantee Type	City
Boulder County Area Agency on Aging	AAA	Boulder
Colorado Gerontological Society	CBO/Foundation	Denver
Cozy Dental	Private Dentist	Aurora
Dental Lifeline Network	CBO/Foundation	Denver
Englewood Dental Partners, Prof. LLP	Private Dentist	Denver
Health District of Northern Larimer County	Dist/Pub Health	Fort Collins
Inner City Health Center	CBO/Foundation	Denver
Kit Carson County Department of Public Health and Environment	Dist/Pub Health	Burlington
Marillac Clinic	FQHC/SN	Grand Junction
Metro Community Provider Network	FQHC/SN	Englewood
Northeastern Colorado Area Agency on Aging	AAA	Fort Morgan
Northwest Colorado Council of Governments-Alpine Area Agency on Aging	AAA	Silverthorne
Peak Vista Community Health Centers	FQHC/SN	Colorado Springs
Pueblo Community Health Centers	FQHC/SN	Pueblo
Red Rocks Family Dentistry	Private Dentist	Littleton
Salida Family Dentistry	Private Dentist	Salida
Salud Family Health Centers	FQHC/SN	Fort Lupton
Senior Mobile Dental	CBO/Foundation	Colorado Springs
Summit Community Care Clinic, Inc.	FQHC/SN	Frisco
The PIC Place	FQHC/SN	Montrose
Tri-County Health Department	Dist/Pub Health	Greenwood Village
University of Colorado, School of Dental Medicine	UCSDM	Denver
Valley-Wide Health Systems, Inc.	FQHC/SN	Alamosa



E. PROGRAM ADMINISTRATION

The Department had one regular full-time equivalent (FTE) position for the administration of the Senior Dental Program. For state fiscal year 2017-18 program administrative costs were \$82,575 and is approximately 2.8% of total funds awarded to the Department for the Senior Dental Program.

REPORTING REQUIREMENTS

To meet its fiduciary responsibility, the Department requires grantees that participate in the Senior Dental Program to submit monthly invoices to the Senior Dental Grant Program Administrator. The invoice includes:

- ✓ Client's name;
- ✓ Gender;
- ✓ Date of birth;
- ✓ Date dental services received;
- ✓ Treating provider;
- ✓ Treating provider's zip code;
- ✓ Procedure code;
- ✓ Tooth number(s);
- ✓ Tooth surface(s);
- ✓ Quadrant(s);
- ✓ Patient copayment amount;
- ✓ Amount charged to program if less than the maximum program fee; and
- ✓ Administration cost, not to exceed 7%.

The DAC recommended that the senior's zip code be added to the Senior Dental Program invoice. This allows the Department to ascertain the exact areas where the seniors are traveling from. This addition will be added to the FY 2018-19 invoices submitted to the Department. As part of the grantee's Senior Dental Program annual report, the Department requested the zip codes of all seniors served in FY 2017-18. This addition will also be added to and reported on invoices and annual reports hereafter.

SENIOR DENTAL PROGRAM COMPLIANCE AUDIT

In accordance with the Senior Dental Program contract, the Department may request random audits at any time and can be requested up to four (4) times per year.

The grantee is notified of the client files to be audited and has ten (10) business days of notification to submit the requested files. Grantee files are assessed to ensure they meet the following criteria:

- ✓ Documentation of client eligibility, including income, proof of age and evidence of lawful presence;
- ✓ Documentation that the Department was not double billed for procedures;



- ✓ Documentation that the dental services provided match the grantee billing records; and
- ✓ Documentation that the client was not charged more than the max program co-payment.

If found to be out of compliance, the grantee receives a review summary which indicates what compliance issues were found along with a Corrective Action Plan (CAP) form. The grantee is required to fill out the CAP form indicating what internal controls will be implemented to ensure the compliance issues are resolved. Failure to submit requested audit files or CAP to the Department by the deadline date may result in the Department terminating the grantee's contract. In the future, the Department may conduct on-site audits to ensure all files are complete and accurate.

III. REIMBURSEMENT

A. REIMBURSEMENT FOR GRANTEES

In the FY 2017-18 Long Bill (HB 17-254), the Colorado General Assembly appropriated \$2,962,510 to the Department for the Senior Dental Program. The total payment to grantees in FY 2017-18 is shown in Table 4.

Table 4 FY 2017-18 Senior Dental Program Payments

Provider Types	Dental Procedures	7% Administration	Total
AAA	\$163,918	\$8,481	\$172,399
CBO or foundation	\$836,349	\$57,694	\$894,043
FQHC or SNC	\$1,082,523	\$71,968	\$1,154,490
Local public health agency or health district	\$194,014	\$10,235	\$204,250
Private dentists	\$348,440	\$16,709	\$365,149
CU, School of Dental Medicine	\$142,064	\$7,759	\$149,823
Total	\$2,767,308	\$172,847	\$2,940,155



Table 5 Senior Dental Program Grantee Payment Detail

Grantees	Grant Amount	Payment for Procedure	Administration. Payment (limited to 7%)	Total Program Payment	Co-Payment Received	Total Paid to Grantee
Boulder County Area Agency on Aging	\$133,005	\$127,015	\$5,990	\$133,005	\$8,440	\$141,445
Colorado Gerontological Society	\$295,774	\$276,424	\$19,350	\$295,774	\$0	\$295,774
Cozy Dental	\$67,650	\$65,204	\$1,342	\$66,546	\$3,785	\$70,331
Dental Lifeline Network	\$106,712	\$100,237	\$6,475	\$106,712	\$0	\$106,712
Englewood Dental Partners, Prof. LLP	\$110,000	\$103,400	\$6,600	\$110,000	\$0	\$110,000
Health District of Northern Larimer County	\$142,643	\$133,311	\$9,332	\$142,643	\$9,930	\$152,573
Inner City Health Center	\$178,973	\$167,358	\$11,615	\$178,973	\$11,630	\$190,603
Kit Carson County Department\ of Public Health & Environment	\$13,813	\$12,909	\$904	\$13,813	\$0	\$13,813
Marillac Clinic	\$141,755	\$125,444	\$8,662	\$134,106	\$9,820	\$143,926
Metro Community Provider Network	\$85,100	\$79,500	\$5,571	\$85,072	\$0	\$85,072
Northeastern Colorado Area Agency on Aging	\$25,430	\$23,852	\$1,578	\$25,430	\$1,880	\$27,310
Northwest Colorado Council of Governments-Alpine Area Agency on Agency	\$13,964	\$13,051	\$914	\$13,964	\$770	\$14,734
Peak Vista Community Health Centers	\$324,141	\$298,336	\$20,884	\$319,220	\$19,360	\$338,580
Pueblo Community Health Center	\$150,000	\$140,288	\$9,712	\$150,000	\$4,306	\$154,306
Red Rocks Family Dentistry	\$163,179	\$155,846	\$7,333	\$163,179	\$0	\$163,179
Salida Family Dentistry	\$30,000	\$23,989	\$1,435	\$25,424	\$0	\$25,424



Grantees	Grant Amount	Payment for Procedure	Administration. Payment (limited to 7%)	Total Program Payment	Co-Payment Received	Total Paid to Grantee
Salud Family Health Centers	\$223,600	\$212,266	\$11,334	\$223,600	\$13,520	\$237,120
Senior Mobile Dental	\$312,584	\$292,330	\$20,254	\$312,584	\$17,335	\$329,919
Summit Community Care Clinic, Inc.	\$36,095	\$30,147	\$2,047	\$32,194	\$1,810	\$34,004
The PIC Place	\$46,642	\$43,590	\$3,051	\$46,642	\$2,340	\$48,982
Tri-County Health Department	\$47,794	\$47,794	\$0	\$47,794	\$0	\$47,794
University of Colorado, School of Dental Medicine	\$150,000	\$142,064	\$7,759	\$149,823	\$0	\$149,823
Valley-Wide Health Systems, Inc.	\$163,656	\$152,950	\$10,707	\$163,657	\$13,125	\$176,782
Total	\$2,962,510	\$2,767,308	\$172,847	\$2,940,155	\$118,051	\$3,058,206



IV. GRANTEE ANNUAL REPORTS

Per the program statute, Senior Dental Program grantees are required to submit an annual report by September 1 each year.

As with last fiscal year, several grantees ran out funds and began waiting lists for FY 2018-19. Approximately 35% of the grantees indicated the need of more funds to alleviate waiting lists and provided suggestions to assist with this.



V. SENIOR DENTAL PROGRAM FINANCIAL TABLES

Table 6 Procedures Performed by Grantee Type

Grantees	Diagnostic	Preventive	Restorative	Endodontics	Periodontics	Prosthodontics , Removable (dentures)	Oral & Maxillofacial Surgery	Emergency General Services	TOTAL
AAA	331	64	208	10	86	75	233	0	1,007
CBO or foundation	1,698	976	1,004	7	453	548	1,013	2	5,708
FQHC or SNC	2,908	777	1,660	55	750	492	1,345	1	7,988
Local public health agency or health district	220	78	303	3	83	115	247	0	1,049
Private dentists	642	289	493	23	177	177	293	1	2,095
U of C, School of Dental Medicine	172	39	267	11	112	67	195	1	864
Total	5,978	2,223	3,935	109	1,661	1,474	3,326	5	18,711



Figure 2 Total Co-Payments Received

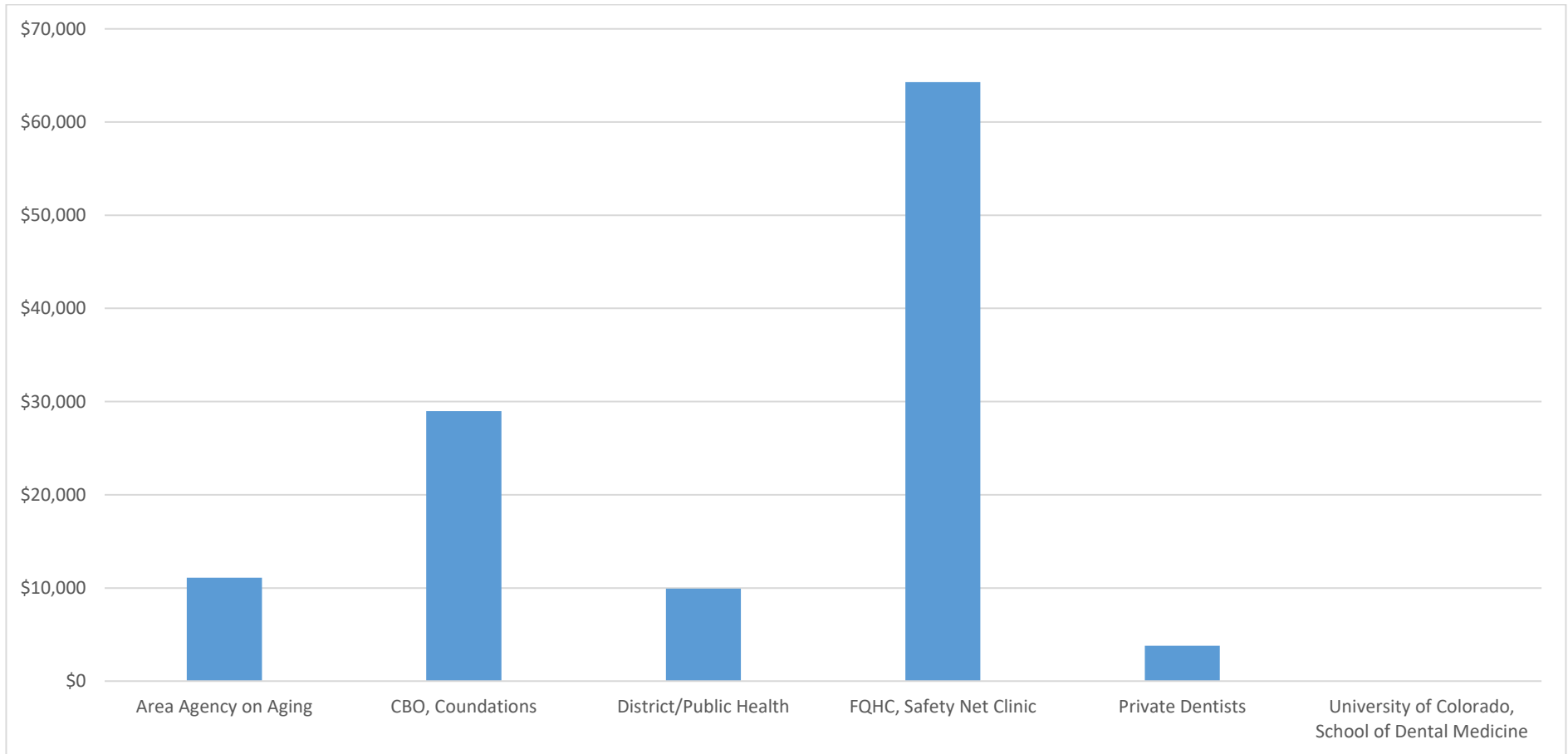


Table 7 Procedures Performed by Grantees

Grantee	Diagnostic	Preventive	Restorative	Endodontics	Periodontics	Prosthodontics , Removable	Oral & Maxillofacial Surgery	Emergency General Services	TOTAL
Boulder County Area Agency on Aging	296	50	147	8	76	59	182	0	818
Colorado Gerontological Society	276	38	324	3	105	176	404	0	1,326
Cozy Dental	141	71	98	7	54	15	33	1	420
Dental Lifeline Network	201	144	122	0	82	72	83	0	704
Englewood Dental Partners, Prof. LLP	118	49	115	12	13	65	121	0	493
Health District of Northern Larimer County	118	53	194	1	43	69	196	0	674
Inner City Health Center	242	86	281	4	160	80	131	1	985
Kit Carson County of Public Health & Environment	48	5	4	0	3	23	19	0	102
Marillac Clinic	160	107	144	11	48	86	82	0	638
Metro Community Provider Network	270	50	106	2	110	23	147	1	709
Northeastern Colorado Area Agency on Aging	20	6	32	0	8	13	47	0	126
Northwest Colorado Council of Governments-Alpine Area Agency on Aging	15	8	29	2	2	3	4	0	63



Grantee	Diagnostic	Preventive	Restorative	Endodontics	Periodontics	Prosthodontics , Removable	Oral & Maxillofacial Surgery	Emergency General Services	TOTAL
Peak Vista Community Health Centers	910	171	458	10	240	108	454	0	2,352
Pueblo Community Health Center	449	84	298	12	154	40	113	0	1,149
Red Rocks Family Dentistry	358	165	252	4	109	80	74	0	1,042
Salida Family Dentistry	25	4	28	0	1	17	65	0	140
Salud Family Health Centers	693	251	353	12	107	104	198	0	1,718
Senior Mobile Dental	986	708	277	0	106	220	395	1	2,693
Summit Community Care Clinic, Inc.	86	19	64	4	27	3	24	0	227
The PIC Place	123	40	76	1	18	13	84	0	355
Tri-County Health Department	54	20	105	2	37	23	32	0	273
University of Colorado, School of Dental Medicine	172	39	267	11	112	67	195	1	864
Valley-Wide Health Systems, Inc.	217	55	161	3	46	115	243	0	841
TOTAL	5,978	2,223	3,935	109	1,661	1,474	3,326	5	18,711



Table 8 Dental Visits by County by Grantee Type²

County	AAA	CBO, Foundations	FQHC, SNC	District/Public Health	Private Dentist	U of C, School of Dental Medicine	Total
Adams	5	358	652	0		864	1,879
Alamosa	0	0	211	0	0	0	211
Arapahoe	0	109	214	273	419	0	1,015
Archuleta	0	0	0	0	0	0	0
Baca	0	0	0	0	0	0	0
Bent	0	0	135	0	0	0	135
Boulder	816	0	397	0	0	0	1,213
Broomfield	0	0	0	0	0	0	0
Chaffee	0	0	0	0	139	0	139
Cheyenne	0	1	0	0	0	0	1
Clear Creek	0	16	0	0	0	0	16
Conejos	0	0	26	0	0	0	26
Costilla	0	0	33	0	0	0	33
Crowley	0	0	0	0	0	0	0
Custer	0	0	0	0	0	0	0
Delta	0	0	0	0	0	0	0
Denver	0	1,997	33	0	493	0	2,523
Dolores	0	0	0	0	0	0	0
Douglas	0	43	29	0	0	0	72
Eagle	16	0	0	0	0	0	16
El Paso	0	1,603	1,960	0	0	0	3,563

² Utilization by County is the sum of visits reported on monthly invoices



County	AAA	CBO, Foundations	FQHC, SNC	District/Public Health	Private Dentist	U of C, School of Dental Medicine	Total
Elbert	0	0	51	0	0	0	51
Fremont	0	0	31	0	0	0	31
Garfield	12	0	0	0	0	0	12
Gilpin	0	0	0	0	0	0	0
Grand	21	0	0	0	0	0	21
Gunnison	0	0	0	0	0	0	0
Hinsdale	0	0	0	0	0	0	0
Huerfano	0	0	0	0	0	0	0
Jackson	0	0	0	0	0	0	0
Jefferson	2	566	445	0	1,042	0	2,055
Kiowa	0	0	0	0	1	0	1
Kit Carson	0	0	14	102	0	0	116
La Plata	0	0	0	0	0	0	0
Lake	0	0	49	0	0	0	49
Larimer	0	0	316	671	0	0	987
Las Animas	0	0	0	0	0	0	0
Lincoln	0	0	67	0	0	0	67
Logan	15	0	129	0	0	0	144
Mesa	0	0	578	0	0	0	578
Mineral	0	0	0	0	0	0	0
Moffat	0	0	0	0	0	0	0
Montezuma	0	0	0	0	0	0	0
Montrose	0	0	355	0	0	0	355
Morgan	60	0	93	0	0	0	153
Otero	0	0	150	0	0	0	150



County	AAA	CBO, Foundations	FQHC, SNC	District/Public Health	Private Dentist	U of C, School of Dental Medicine	Total
Ouray	0	0	0	0	0	0	0
Park	0	0	16	0	0	0	16
Phillips	0	0	0	0	0	0	0
Pitkin	2	0	0	0	0	0	2
Prowers	0	0	0	0	0	0	0
Pueblo	0	1,015	1,150	0	0	0	2,165
Rio Blanco	0	0	0	0	0	0	0
Rio Grande	0	0	263	0	0	0	263
Routt	0	0	0	0	0	0	0
Saguache	0	0	0	0	0	0	0
San Juan	0	0	0	0	0	0	0
San Miguel	0	0	0	0	0	0	0
Sedgwick	0	0	0	0	0	0	0
Summit	7	0	174	0	0	0	181
Teller	0	0	174	0	0	0	174
Washington	21	0	0	0	0	0	21
Weld	0	0	236	1	0	0	237
Yuma	30	0	0	0	0	0	30
Totals	1,007	5,708	7,981	1,047	2,094	864	18,701



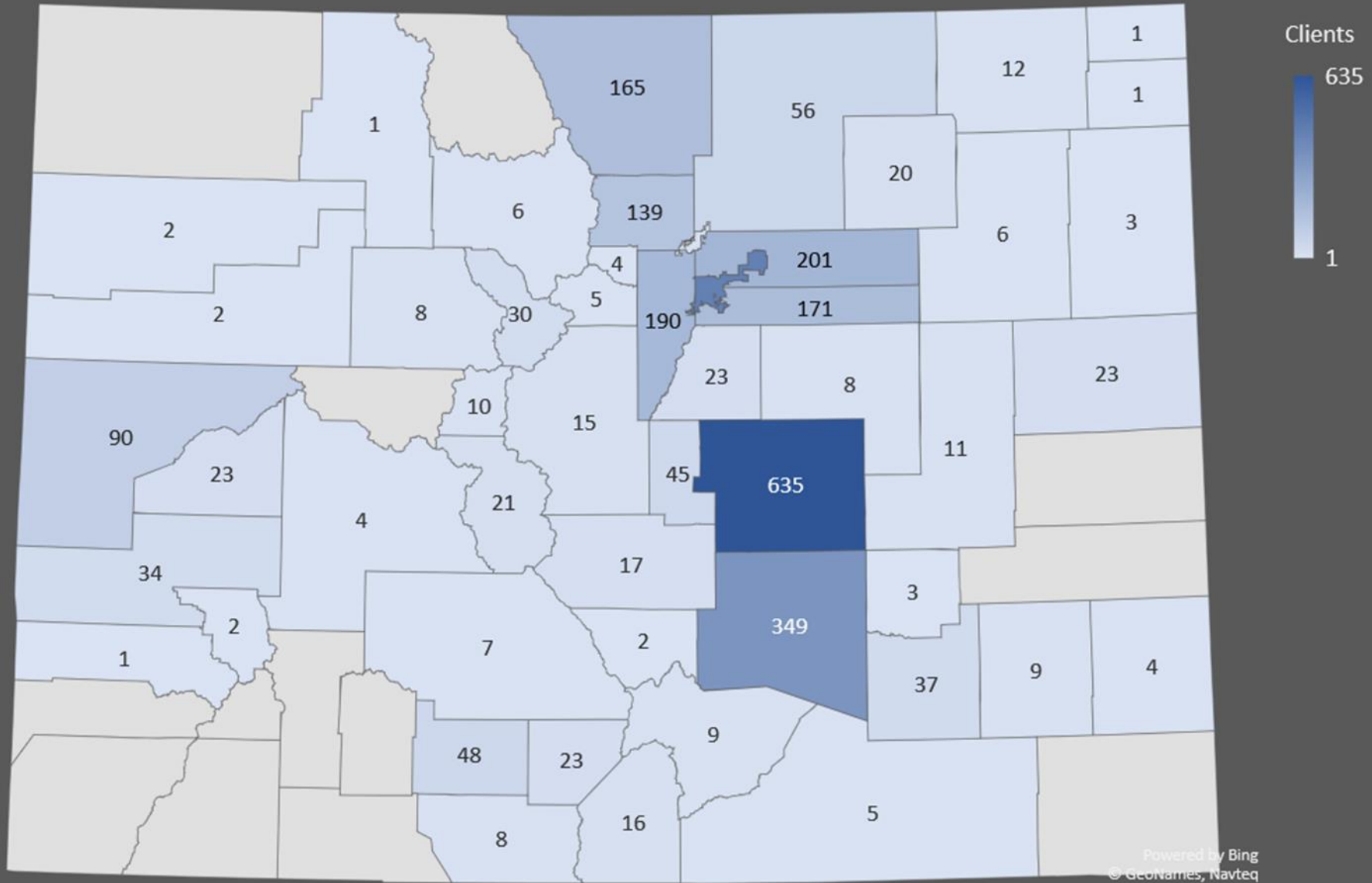
Table 9 Seniors Enrolled in the Senior Dental Program by County

County	Seniors Served
Adams	201
Alamosa	23
Arapahoe	171
Archuleta	0
Baca	0
Bent	9
Boulder	139
Broomfield	5
Chaffee	21
Cheyenne	0
Clear Creek	5
Conejos	8
Costilla	16
Crowley	3
Custer	2
Delta	23
Denver	437
Dolores	0
Douglas	23
Eagle	8
El Paso	635
Elbert	8
Fremont	17
Garfield	2
Gilpin	4
Grand	6
Gunnison	4
Hinsdale	0
Huerfano	9
Jackson	0
Jefferson	190
Kiowa	0
Kit Carson	23
La Plata	0

County	Seniors Served
Lake	10
Larimer	165
Las Animas	5
Lincoln	11
Logan	12
Mesa	90
Mineral	0
Moffat	0
Montezuma	0
Montrose	34
Morgan	20
Otero	37
Ouray	2
Park	15
Phillips	1
Pitkin	0
Prowers	4
Pueblo	349
Rio Blanco	2
Rio Grande	48
Routt	1
Saguache	7
San Juan	0
San Miguel	1
Sedgwick	1
Summit	30
Teller	45
Washington	6
Weld	56
Yuma	3
TOTAL	2,947



Clients by county Senior dental service



Powered by Bing
© GEONAMES, Navteq

