



# WIC'S WORLD


Colorado Department of Public Health & Environment

2016, Issue #2

## In this issue:

A look at Colorado's NEW eWIC Cards!

- Counties now taking eWIC
- How does eWIC work?
- Rollout Schedule



Front of eWIC card

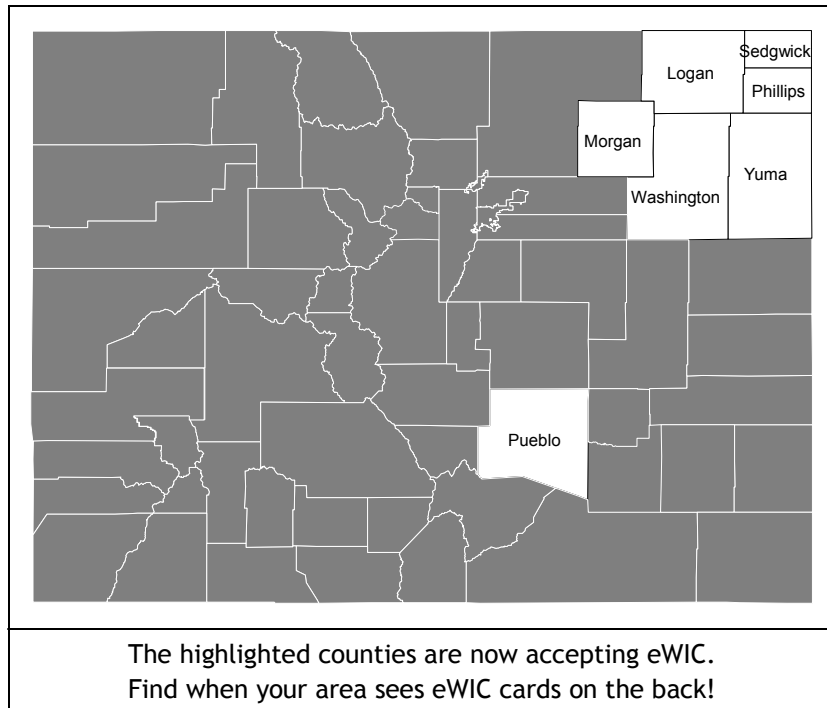
## Reminders:

- Checks also need to be accepted until early 2017
- Plan to train all staff on eWIC at least 1 week before your rollout
- Continue to use the JULY 2015 Allowable Foods List throughout the year
- For the training video and updates visit: [coloradowic.com](http://coloradowic.com) and click the eWIC link

## eWIC is Live!

### Seven Colorado Counties Now Taking eWIC

Colorado WIC wants to congratulate the stores in the two pilot regions for an incredibly successful transition to eWIC. These stores worked hard to prepare for eWIC. Thank you!



## What is eWIC and How Does it Work?

Throughout 2016, Colorado WIC is moving from paper checks to an Electronic Benefit Transfer (EBT) card, called eWIC. eWIC makes shopping faster, easier and more secure for customers and cashiers!

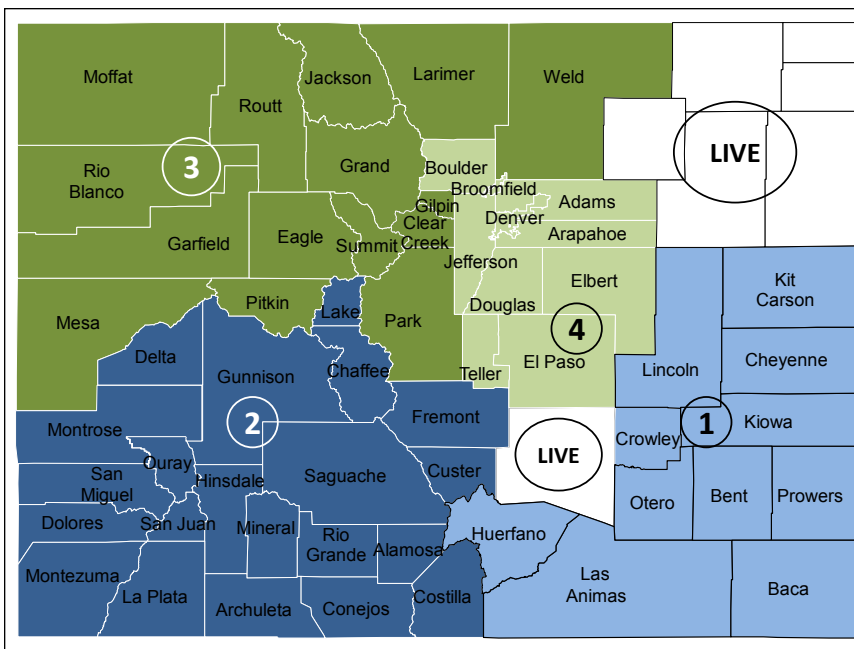
When an eWIC shopper goes to the register and their items are scanned:

1. The cash register system will check that the food is WIC approved.
2. The system also checks that the item has been prescribed, and is still available, to the shopper.
3. WIC will pay for approved WIC items. The shopper can use another form of tender for the rest of the items.

## Map of the Rollout Schedule

Follow this map and guide to see when your store will be accepting eWIC and what to expect.

Who's Up Next?
August 1 Rollout 1-Southeast
September 1 Rollout 2- Southwest
October 1 Rollout 3- Northwest
November 1 Rollout 4- Denver-Metro



### Guide to Prepare for eWIC - Mark Your Calendars!

**4 Weeks before rollout:** WIC will call your store to introduce and answer questions about eWIC.

(Point-of-sale experts are already busy working on preparing the cash registers systems.)

How to prepare: Read this newsletter and visit [www.coloradowic.com](http://www.coloradowic.com) for more information on the upcoming switch to eWIC!

**3 weeks before rollout:** WIC will give store managers and trainers eWIC training materials.

How to prepare: Decide who is responsible for training all cashiers. Develop a plan to assure all cashiers are prepared to complete an eWIC transaction.

*\*Your POS provider or chain representative will provide training materials on the steps to complete an eWIC transaction in your register.*

**2 weeks before rollout:** Registers at each store are tested to make sure they are ready to accept eWIC.

How to prepare: Use the training materials—eWIC video, Retailer Guide to eWIC, Point-of-Sale training, etc. Ensure each cashier sees the eWIC Video, “Colorado eWIC Vendor Training”, and is shown how to accept an eWIC card on your register. This video will be available to all chain stores via existing training procedures.

**Day of rollout:** Local WIC staff will be practicing an eWIC practice buy at stores near their training site.

You may see your first eWIC card on this day!

How to prepare: Ensure all cashiers are trained and know how to complete an eWIC transaction.

Stay tuned to [www.coloradowic.com](http://www.coloradowic.com) for eWIC updates and training materials!



**COLORADO**  
Department of Public Health & Environment

Information for retailers about the Special Supplemental Nutrition Program for Women, Infants, and Children (WIC). Submit suggestions to: WIC Retailer Unit - fax 303.756.9926, phone 303.692.2400, or email [cheryl.cassell@state.co.us](mailto:cheryl.cassell@state.co.us). Post copies of this newsletter in areas where employees involved with WIC transactions have access to this information. Maintain copies of WIC's WORLD in Section 4 of the Colorado WIC Retailer Manual for a minimum of two years.