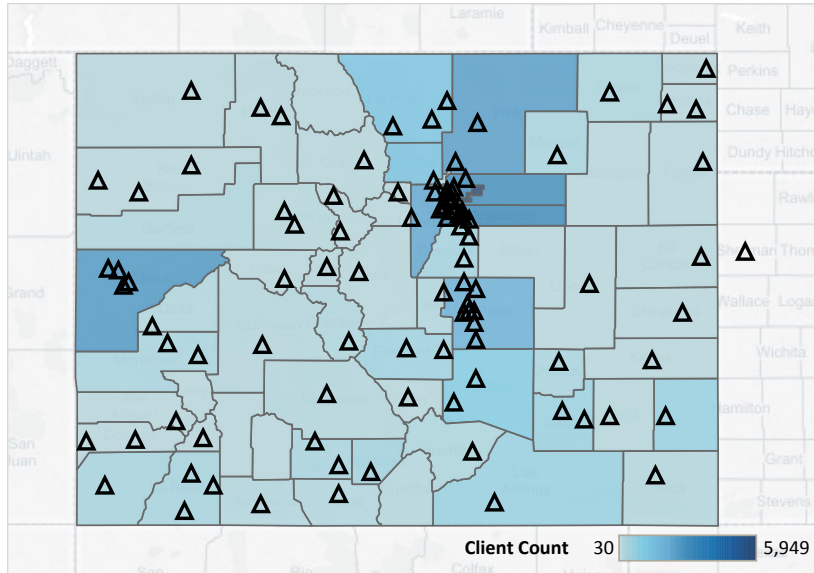




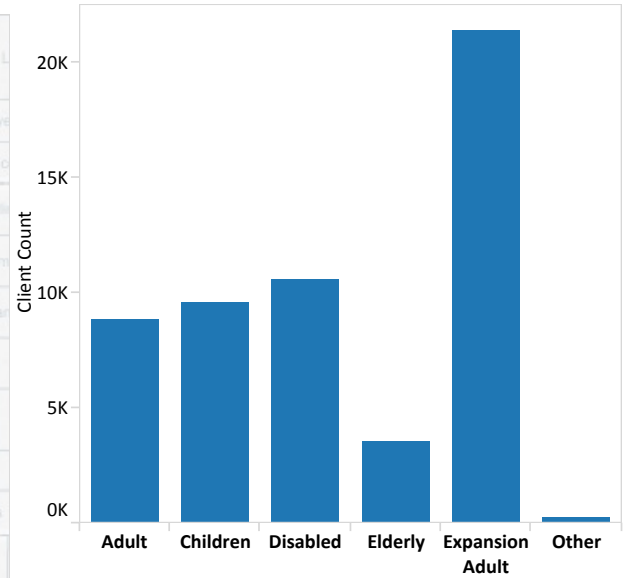
**Non-Emergent Medical Transportation  
Services Summary  
November 1, 2014- June 30, 2015**

Client Count	Total Paid	Avg. Paid per Utilizer	PMPM	Provider Count
28,684	\$9,051,135	\$316	\$0.41	133

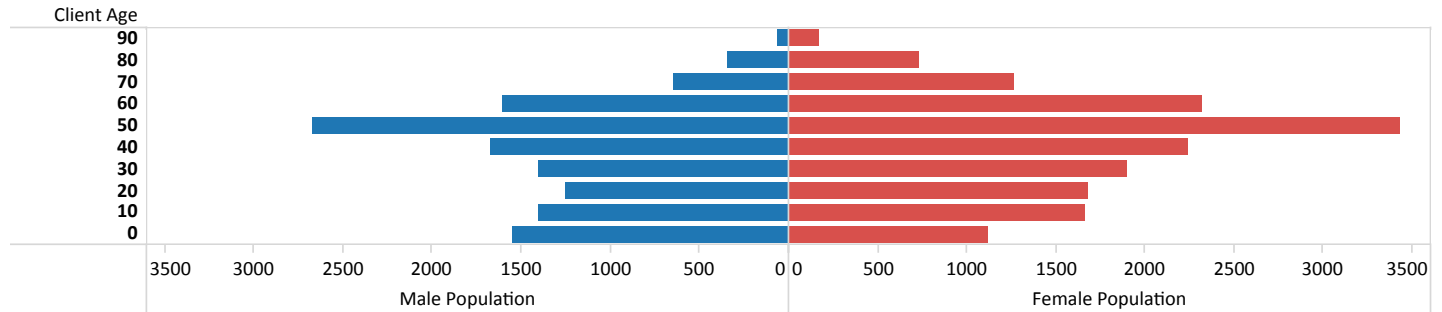
**Utilizer Density Map and Provider Billing Location**  
(Triangles indicate Provider billing zip codes)



**Utilizer Population**



**Age-Gender Population Pyramid**



**NEMT Services**

Service Code	Service Description	Unit Definition	Client Count	Provider Count	Avg. Units per person	Avg. Paid per Utilizer	% of Total Paid	Total Paid
A0120	Mobility Van	One Way Trip	8,116	23	20	\$224	20.10%	\$1,818,888
T2003	N-et; encounter / trip	One Way Trip	1,448	23	729	\$1,181	18.90%	\$1,710,775
A0100	Taxi	One Way Trip	10,008	15	8	\$159	17.53%	\$1,587,071
A0130	Wheelchair Van	One Way Trip	3,529	25	18	\$321	12.51%	\$1,132,687
A0090	Individual Vehicle	Mile	3,381	38	855	\$316	11.81%	\$1,068,586
A0428	Basic Life Support	One Way Trip	6,398	66	2	\$166	11.71%	\$1,059,672
A0426	Advanced Life Support, Level 1	One Way Trip	1,572	50	1	\$106	1.83%	\$165,846
A0110	Public Transportation	Public Transit	171	7	18	\$728	1.38%	\$124,462
A0200	Escort Lodging	Per Diem	278	29	13	\$356	1.09%	\$98,997
A0080	Volunteer Vehicle	Mile	391	12	519	\$193	0.83%	\$75,346
A0180	Member Lodging	Per Diem	343	24	9	\$213	0.81%	\$73,221
S0209	Wheelchair Van	Mile	860	13	104	\$79	0.75%	\$67,744
A0190	Member Meals	Per Diem	335	18	8	\$85	0.32%	\$28,524
A0210	Escort Meals	Per Diem	290	20	7	\$97	0.31%	\$28,051
T2001	Escort Transportation	One Way Trip					0.04%	\$3,750
T2005	Stretcher Van	One Way Trip	34	1	8	\$135	0.05%	\$4,597
A0140	Train and/or Air	One Way Trip					0.03%	\$2,917