

MPRRAC Meeting

November 17, 2017
9:00 AM – 12:00 PM

Facilitator – Lila Cummings

Presenters – Richard Delaney
Jesse Durfee
Elizabeth Freudenthal
Melanie Reece
Susanna Snyder
Alex Weichselbaum



COLORADO

Department of Health Care
Policy & Financing

Agenda

Meeting Minutes Review	9:00–9:10 AM
2017 Recommendation Report Discussion	9:10–9:30 AM
Year Three Services	9:30–10:30 AM
Break	10:30–10:40 AM
Year Three Services	10:40–11:25 AM
Stakeholder Comment	11:25–11:55 AM
Next Steps	11:55 AM–12:00 PM



Meeting Minutes Review



COLORADO

Department of Health Care
Policy & Financing

2017 Recommendation Report Discussion



COLORADO

Department of Health Care
Policy & Financing

2017 Recommendation Report

The [2017 Medicaid Provider Rate Review Recommendation Report](#) was published on November 1, 2017.

The Department made six recommendations:

Physician Services and Surgeries

1. A payment methodology that differentiates rates based on place of service.
2. For the services in regions where the Department's access analysis was inconclusive, the Department will continue access analysis and utilization monitoring.
3. A budget-neutral rebalancing of certain individual physician service and surgery rates with payments below 80% and above 100% of the benchmark.



2017 Recommendation Report

Anesthesia

4. A reduction in anesthesia service rates to 100% of the benchmark.

Home- and Community-Based Services (HCBS) Waivers

5. Increasing the rate for alternative care facility (ACF) services.
6. Increasing rates for other waiver services as identified through the ongoing rate setting process, with special attention to services:
 - a. Identified by stakeholders through the rate review process; and
 - b. With the biggest gaps between current rates and rates developed via the new rate setting methodology.



Year Three Services



COLORADO

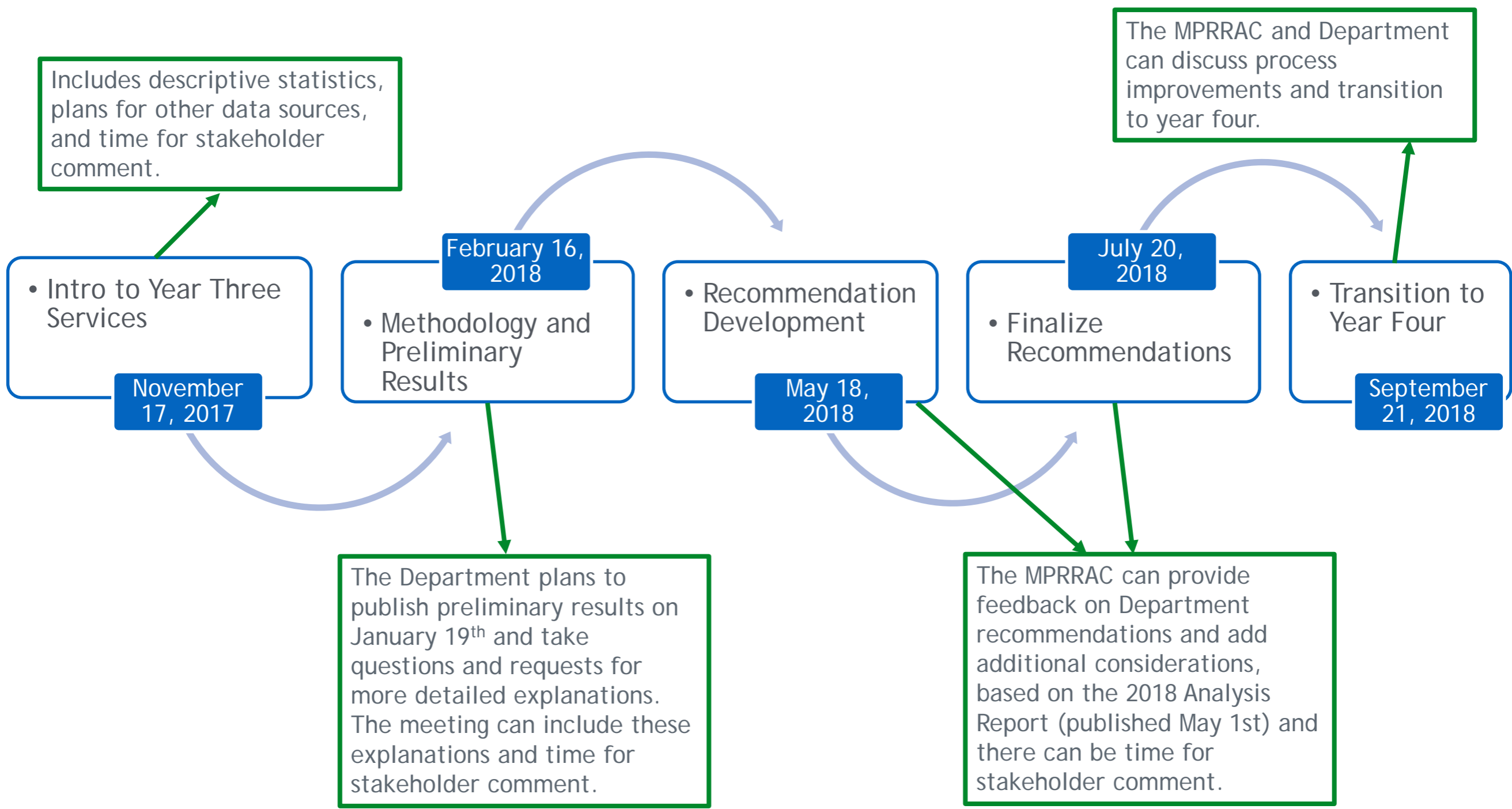
Department of Health Care
Policy & Financing

Year Three Approach

- Strengthen consultation by sharing earlier in the process:
 - analysis results for all services; and
 - Department recommendations.
- Focus on efficiency: fewer, more efficient meetings.
- Focus on access: potentially expanding the Access to Care Index and including other data sources in access analyses for certain services.



Year Three Schedule



Year Three Services: Proposed Groupings

Grouping	Categories of Service and Procedure Codes
Primary Care and Evaluation & Management (E&M)	<ul style="list-style-type: none">• Evaluation & Management (99201-99499)• Vaccines and Immunization (90281-90749, S0195)• Family Planning (see the Family Planning Services Rate Schedule for a list of applicable procedure codes.)• Primary Care Alternative Payment Methodology (see the Department's Primary Care Payment Reform website for a list of applicable procedure codes.)
Radiology	70010-79999, S8032 and G0297
Physical and Occupational Therapies (PT/OT)	97001-97799
Maternity Services	59000-59899, H1005

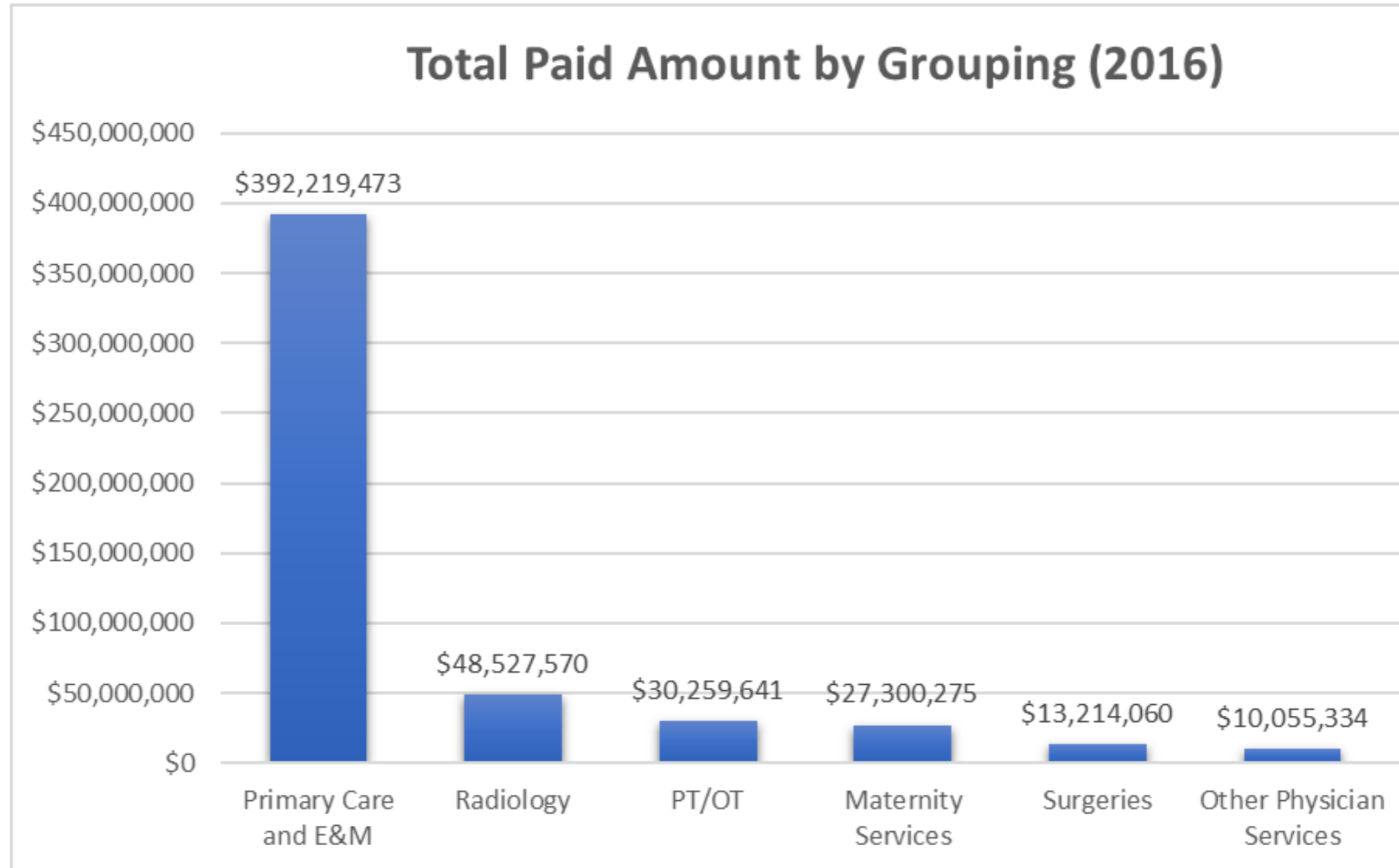


Year Three Services: Proposed Groupings

Grouping	Categories of Service and Procedure Codes
Surgeries	<ul style="list-style-type: none">• Genital Systems (54000-58999)• Nervous Systems (61000-64999)• Urinary Systems (50010-53899)• Endocrine Systems (60000-60699)
Other Physician Services	<ul style="list-style-type: none">• Allergy Services (95004-95199)• Neurology Services (95812-96020)• Infusion and Similar Products (96372-96571)• Sleep Studies (95782-95811)• Skin Procedures (96900-96999)• Genetic Counseling (96040 and S0265)• Miscellaneous Services (97802-99199 and 95250-95251)
Dental Services	See the Health First Colorado Dental Services Fee Schedule for applicable dental service codes.



Year Three Services: Total Paid Amounts



Today's Presentation

For all groupings except for dental services, Department staff will:

- Provide a basic description of the services in each grouping.
- Highlight descriptive statistics for each grouping. The statistics are:
 - utilizer and provider counts and total paid amounts;
 - the top seven provider types; and
 - a population pyramid for clients who utilize applicable services.
- Answer questions related to the services under review in year three.



Primary Care and E&M

Richard Delaney, Elizabeth Freudenthal, and Melanie Reece



COLORADO

Department of Health Care
Policy & Financing

Primary Care and E&M: Service Description

E&M services include basic office visits for medical care.

Vaccines and immunizations (hereinafter simply vaccines) include services that improve immunity to a particular disease.

Family planning services prevent or delay a pregnancy and include services such as contraceptives and sterilization procedures.

Primary Care Alternative Payment Methodology (APM) services in the APM code set are not a category of service, but rather a list of services typically administered in a primary care office.

- For more information see the [September MPRRAC Meeting Presentation](#) and the [APM Survival Guide](#).



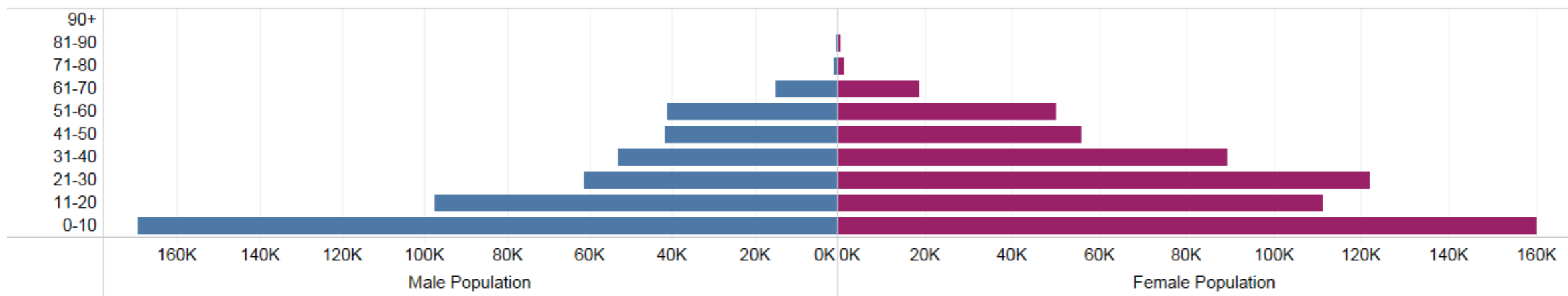
Preliminary Analysis

Primary Care and E&M: Statistics

Primary Care and E&M Services (CY 2016)		
Client Count	Provider Count	Total Paid Amount
788,396	16,397	\$392,219,473

Primary Care and E&M: Top 7 Provider Types (CY 2016)	
Provider Type	Count
Physician	10,304
Family/Pediatric Nurse Practitioner	1,905
Physician Assistant	1,748
Osteopath	864
Optometrist	433
Nurse Mid-Wife	224
Non-Physician Practitioner	180

Client Age and Gender



Radiology

Alex Weichselbaum



COLORADO

Department of Health Care
Policy & Financing

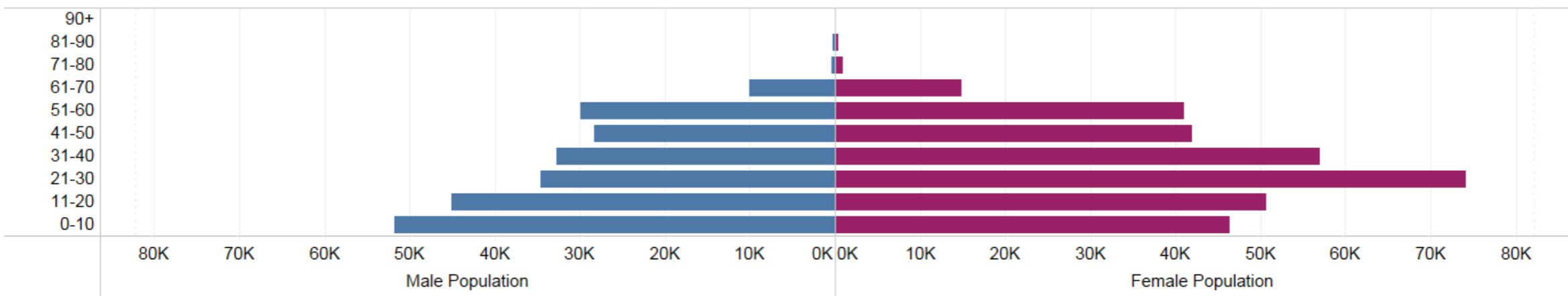
Radiology: Service Description & Statistics

Radiology services primarily consist of the physician interpretation fee for imaging services, including x-ray, CT scans, and MRIs.

Radiology Services (CY 2016)		
Client Count	Provider Count	Total Paid Amount
351,786	6,272	\$48,527,286

Radiology Services: Top 7 Provider Types (CY 2016)	
Provider Type	Count
Physician	4,736
Physician Assistant	477
Osteopath	367
Family/Pediatric Nurse Practitioner	280
Optometrist	133
Podiatrist	112
Nurse Mid-Wife	107

Client Age and Gender



Physical and Occupational Therapies

Alex Weichselbaum



COLORADO

Department of Health Care
Policy & Financing

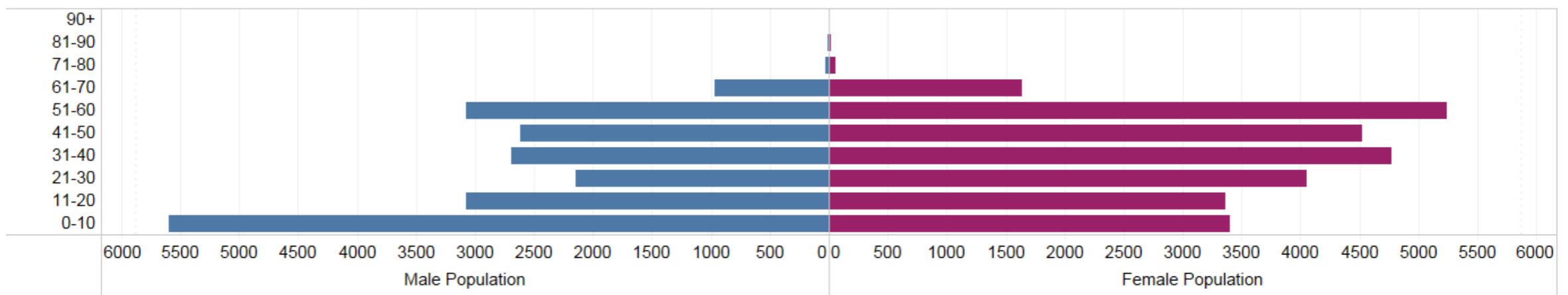
PT/OT: Service Description & Statistics

Physical therapy and occupational therapy are outpatient services rendered by a physical therapist or an occupational therapist.

PT/OT (CY 2016)		
Client Count	Provider Count	Total Paid Amount
30,597	1,536	\$30,253,641

PT/OT: Top 7 Provider Types (CY 2016)	
Provider Type	Count
Physical Therapist	735
Physician Assistant	449
Occupational Therapist	365
Rehab Agency	99
Podiatrist	92
Osteopath	48
Physician Assistant	44

Client Age and Gender



Maternity Services

Melanie Reece and Susanna Snyder



Maternity Services: Service Description

Maternity Services include regular obstetric care, which includes ante natal, labor and delivery, and post-natal care, as well as other needed obstetrical services.

An enhanced service for specialty populations is also included in this analysis: Prenatal Plus. Prenatal Plus provides high-risk clients with a team of providers that includes a care coordinator, a dietitian, and a mental health professional (in addition to normal obstetric care).

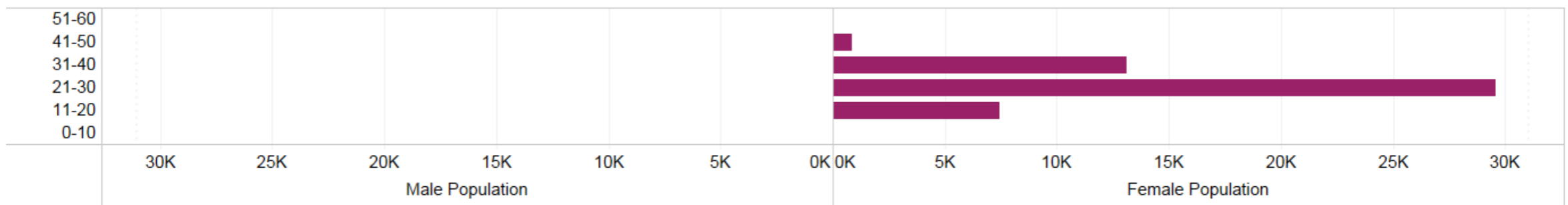


Maternity Services: Statistics

Maternity Services (CY 2016)		
Client Count	Provider Count	Total Paid Amount
26,487	1,213	\$27,300,275

Maternity Services: Top 7 Provider Types (CY 2016)	
Provider Type	Count
Physician	836
Nurse Mid-Wife	197
Family/Pediatric Nurse Practitioner	82
Osteopath	76
Non-Physician Practitioner	8
Physician Assistant	7
Clinic	4

Client Age and Gender



Surgeries

Jesse Durfee



COLORADO

Department of Health Care
Policy & Financing

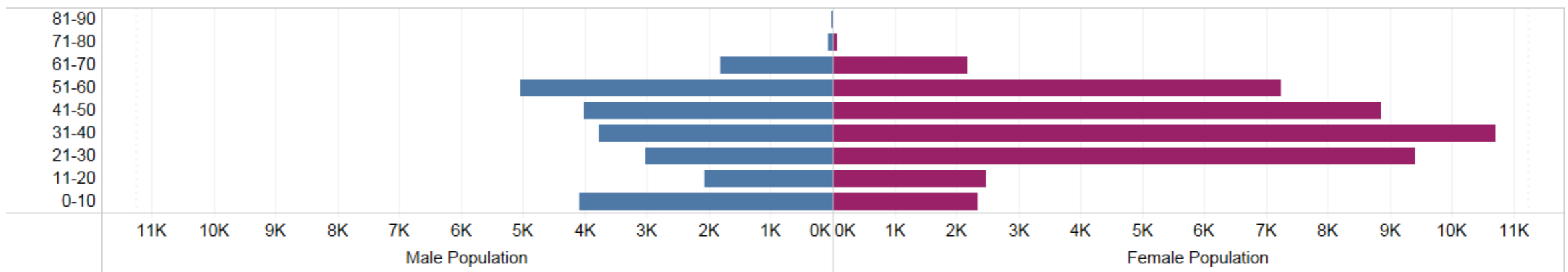
Surgeries: Service Description and Statistics

Surgeries include surgeries of the genital, nervous, urinary, and endocrine systems.

Other Surgeries (CY 2016)		
Client Count	Provider Count	Total Paid Amount
38,141	4,935	\$13,214,060

Other Surgeries: Top 7 Provider Types (CY 2016)	
Provider Type	Count
Physician	3,831
Osteopath	331
Physician Assistant	323
Family/Pediatric Nurse Practitioner	238
CRNA	103
Podiatrist	77
Nurse Mid-Wife	27

Client Age and Gender



Other Physician Services

Richard Delaney



COLORADO

Department of Health Care
Policy & Financing

Preliminary Analysis

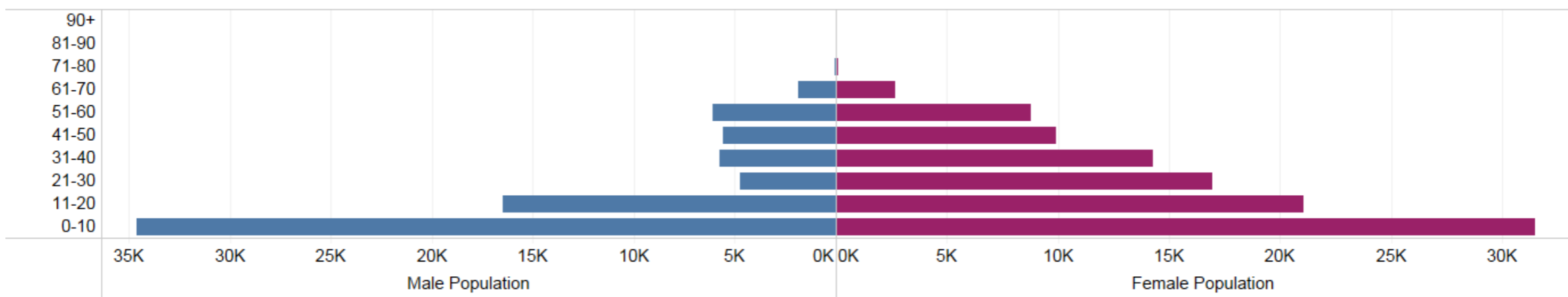
Other Physician Services: Service Description

Other physician services include allergy services, neurology services, infusions and similar products, sleep studies, skin procedures, genetic counseling, and miscellaneous services.

Other Physician Services (CY 2016)		
Client Count	Provider Count	Total Paid Amount
108,835	5,516	\$10,055,334

Other Physician Services: Top 7 Provider Types (CY 2016)	
Provider Type	Count
Physician	3,742
Family/Pediatric Nurse Practitioner	615
Physician Assistant	531
Osteopath	462
Nurse Mid-Wife	107
Non-Physician Practitioner	30
Clinic	6

Client Age and Gender



Dental

Alan Kislowitz



Dental: Service Description & Statistics

More information will be added and presented during the November 17th MPRRAC Meeting.



Stakeholder Comment



COLORADO

Department of Health Care
Policy & Financing

Next Steps



COLORADO

Department of Health Care
Policy & Financing

Comments or Questions

- Contact Lila Cummings with additional questions between meetings: Lila.Cummings@state.co.us.

