



COLORADO
Department of Health Care
Policy & Financing

Department of Health Care Policy & Financing
1570 Grant Street
Denver, CO 80203

November 1, 2019

The Honorable Dominick Moreno, Chair
Joint Budget Committee
200 East 14th Avenue, Third Floor
Denver, CO 80203

Dear Senator Moreno:

Enclosed please find the Department of Health Care Policy and Financing's report concerning the Dental Health Care Program for Low-Income Seniors.

Section 25.5-3-405 (2), C.R.S., requires the Department of Health Care Policy and Financing to submit a report to the joint budget committee of the general assembly and to the health and human services committee of the senate and the public health care and human services committee of the house of representatives, or any successor committees, on the operation and effectiveness of the program, including an itemization of the department's administrative expenditures in implementing and administering the program and any recommendations for legislative changes to the program.

Total payments paid in FY 2018-19 by the Colorado Dental Health Care Program for Low-Income Seniors was \$2,960,505. Twenty-three qualified grantees provided 3,339 seniors with dental care with a total of 20,099 individual dental services.

If you require further information or have additional questions, please contact the Department's Legislative Liaison, Nina Schwartz, at Nina.Schwartz@state.co.us or 303-866-6912.

Sincerely,

A handwritten signature in black ink, appearing to read 'KB' followed by a stylized name.

Kim Bimestefer
Executive Director

KB/CV



Enclosure(s): Health Care Policy and Financing 2019 Dental Program for Low-Income Seniors Report

CC: Representative Daneya Esgar, Vice-chair, Joint Budget Committee
Representative Chris Hansen, Joint Budget Committee
Representative Kim Ransom, Joint Budget Committee
Senator Bob Rankin, Joint Budget Committee
Senator Rachel Zenzinger, Joint Budget Committee
Carolyn Kampman, Staff Director, JBC
Eric Kurtz, JBC Analyst
Lauren Larson, Director, Office of State Planning and Budgeting
Edmond Toy, Budget Analyst, Office of State Planning and Budgeting
Legislative Council Library
State Library
John Bartholomew, Finance Office Director, HCPF
Tracy Johnson, Medicaid Director, HCPF
Bonnie Silva, Community Living Interim Office Director, HCPF
Tom Massey, Policy, Communications, and Administration Office Director, HCPF
Stephanie Ziegler, Cost Control Office Director, HCPF
Parrish Steinbrecher, Health Information Office Director, HCPF
Rachel Reiter, External Relations Division Director, HCPF
Nina Schwartz, Legislative Liaison, HCPF





COLORADO
Department of Health Care
Policy & Financing

Department of Health Care Policy & Financing
1570 Grant Street
Denver, CO 80203

November 1, 2019

The Honorable Susan Lontine, Chair
Health and Insurance Committee
200 E. Colfax Avenue
Denver, CO 80203

Dear Representative Lontine:

Enclosed please find the Department of Health Care Policy and Financing's report concerning the Dental Health Care Program for Low-Income Seniors.

Section 25.5-3-405 (2), C.R.S., requires the Department of Health Care Policy and Financing to submit a report to the joint budget committee of the general assembly and to the health and human services committee of the senate and the public health care and human services committee of the house of representatives, or any successor committees, on the operation and effectiveness of the program, including an itemization of the department's administrative expenditures in implementing and administering the program and any recommendations for legislative changes to the program.

Total payments paid in FY 2018-19 by the Colorado Dental Health Care Program for Low-Income Seniors was \$2,960,505. Twenty-three qualified grantees provided 3,339 seniors with dental care with a total of 20,099 individual dental services.

If you require further information or have additional questions, please contact the Department's Legislative Liaison, Nina Schwartz, at Nina.Schwartz@state.co.us or 303-866-6912.

Sincerely,

A handwritten signature in black ink, appearing to read 'KB', is written over a horizontal line.

Kim Bimestefer
Executive Director

KB/CV



Enclosure(s): Health Care Policy and Financing 2019 Dental Program for Low-Income Seniors Report

CC: Representative Yadira Caraveo, Vice Chair, Health and Insurance Committee
Representative Mark Baisley, Health and Insurance Committee
Representative Susan Beckman, Health and Insurance Committee
Representative Janet P. Buckner, Health and Insurance Committee
Representative Dominique Jackson, Health and Insurance Committee
Representative Sonya Jaquez Lewis, Health and Insurance Committee
Representative Kyle Mullica, Health and Insurance Committee
Representative Matt Soper, Health and Insurance Committee
Representative Brianna Titone, Health and Insurance Committee
Representative Perry Will, Health and Insurance Committee
Legislative Council Library
State Library
John Bartholomew, Finance Office Director, HCPF
Tracy Johnson, Medicaid Director, HCPF
Bonnie Silva, Community Living Interim Office Director, HCPF
Tom Massey, Policy, Communications, and Administration Office Director, HCPF
Stephanie Ziegler, Cost Control Office Director, HCPF
Parrish Steinbrecher, Health Information Office Director, HCPF
Rachel Reiter, External Relations Division Director, HCPF
Nina Schwartz, Legislative Liaison, HCPF





COLORADO
Department of Health Care
Policy & Financing

Department of Health Care Policy & Financing
1570 Grant Street
Denver, CO 80203

November 1, 2019

The Honorable Jonathan Singer, Chair
Public Health Care and Human Services Committee
200 E. Colfax Avenue
Denver, CO 80203

Dear Representative Singer:

Enclosed please find the Department of Health Care Policy and Financing's report concerning the Dental Health Care Program for Low-Income Seniors.

Section 25.5-3-405 (2), C.R.S., requires the Department of Health Care Policy and Financing to submit a report to the joint budget committee of the general assembly and to the health and human services committee of the senate and the public health care and human services committee of the house of representatives, or any successor committees, on the operation and effectiveness of the program, including an itemization of the department's administrative expenditures in implementing and administering the program and any recommendations for legislative changes to the program.

Total payments paid in FY 2018-19 by the Colorado Dental Health Care Program for Low-Income Seniors was \$2,960,505. Twenty-three qualified grantees provided 3,339 seniors with dental care with a total of 20,099 individual dental services.

If you require further information or have additional questions, please contact the Department's Legislative Liaison, Nina Schwartz, at Nina.Schwartz@state.co.us or 303-866-6912.

Sincerely,

A handwritten signature in black ink, appearing to read "KB", is written over a horizontal line.

Kim Bimestefer
Executive Director

KB/CV



Enclosure(s): Health Care Policy and Financing 2019 Dental Program for Low-Income Seniors Report

- CC: Representative Dafna Michaelson Jenet, Vice-Chair, Public Health Care and Human Services Committee
Representative Yadira Caraveo, Public Health Care and Human Services Committee
Representative Lisa Cutter, Public Health Care and Human Services Committee
Representative Serena Gonzales-Gutierrez, Public Health Care and Human Services Committee
Representative Cathy Kipp, Public Health Care and Human Services Committee
Representative Lois Landgraf, Public Health Care and Human Services Committee
Representative Colin Larson, Public Health Care and Human Services Committee
Representative Larry Liston, Public Health Care and Human Services Committee
Representative Kyle Mullica, Public Health Care and Human Services Committee
Representative Rod Pelton, Public Health Care and Human Services Committee
Legislative Council Library
State Library
John Bartholomew, Finance Office Director, HCPF
Tracy Johnson, Medicaid Director, HCPF
Tom Massey, Policy, Communications, and Administration Office Director, HCPF
Bonnie Silva, Community Living Office Director, HCPF
Parrish Steinbrecher, Health Information Office Director, HCPF
Stephanie Ziegler, Cost Control and Quality Improvement Office Director, HCPF
Rachel Reiter, External Relations Division Director, HCPF
Nina Schwartz, Legislative Liaison, HCPF





COLORADO
Department of Health Care
Policy & Financing

Department of Health Care Policy & Financing
1570 Grant Street
Denver, CO 80203

November 1, 2019

The Honorable Rhonda Fields, Chair
Health and Human Services Committee
200 E. Colfax Avenue
Denver, CO 80203

Dear Senator Fields:

Enclosed please find the Department of Health Care Policy and Financing's report concerning the Dental Health Care Program for Low-Income Seniors.

Section 25.5-3-405 (2), C.R.S., requires the Department of Health Care Policy and Financing to submit a report to the joint budget committee of the general assembly and to the health and human services committee of the senate and the public health care and human services committee of the house of representatives, or any successor committees, on the operation and effectiveness of the program, including an itemization of the department's administrative expenditures in implementing and administering the program and any recommendations for legislative changes to the program.

Total payments paid in FY 2018-19 by the Colorado Dental Health Care Program for Low-Income Seniors was \$2,960,505. Twenty-three qualified grantees provided 3,339 seniors with dental care with a total of 20,099 individual dental services.

If you require further information or have additional questions, please contact the Department's Legislative Liaison, Nina Schwartz, at Nina.Schwartz@state.co.us or 303-866-6912.

Sincerely,

A handwritten signature in black ink, appearing to read 'KB' followed by a stylized surname.

Kim Bimestefer
Executive Director

KB/CV



Enclosure(s): Health Care Policy and Financing 2019 Dental Program for Low-Income Seniors Report

CC: Senator Brittany Pettersen, Vice-Chair, Health and Human Services Committee
Senator Larry Crowder, Health and Human Services Committee
Senator Jim Smallwood, Health and Human Services Committee
Senator Faith Winter, Health and Human Services Committee
Legislative Council Library
State Library
John Bartholomew, Finance Office Director, HCPF
Tracy Johnson, Medicaid Director, HCPF
Tom Massey, Policy, Communications, and Administration Office Director, HCPF
Bonnie Silva, Community Living Office Director, HCPF
Parrish Steinbrecher, Health Information Office Director, HCPF
Stephanie Ziegler, Cost Control and Quality Improvement Office Director, HCPF
Rachel Reiter, External Relations Division Director, HCPF
Nina Schwartz, Legislative Liaison, HCPF



Senior Dental Program Annual Report

Contents

- I. EXECUTIVE SUMMARY.....2**
- II. SENIOR DENTAL PROGRAM ADMINISTRATION3**
 - A. PROGRAM OVERVIEW3
 - B. STAKEHOLDER COLLABORATION3
 - SENIOR DENTAL ADVISORY COMMITTEE3
 - SENIOR DENTAL PROGRAM COMMUNICATION.....4
 - C. CLIENTS5
 - ELIGIBILITY REQUIREMENTS5
 - D. GRANTEES.....5
 - GRANT REQUIREMENTS5
 - SENIORS SERVED6
 - GRANTEE PARTICIPATION.....8
 - E. PROGRAM ADMINISTRATION13
 - REPORTING REQUIREMENTS14
 - SENIOR DENTAL PROGRAM COMPLIANCE AUDIT15
- III. REIMBURSEMENT16**
 - A. REIMBURSEMENT FOR GRANTEES16
- IV. GRANTEE ANNUAL REPORTS.....19**
- V. SENIOR DENTAL PROGRAM FINANCIAL TABLES20**

I. EXECUTIVE SUMMARY

The Department of Health Care Policy and Financing (the Department) prepares this report pursuant to Section 25.5-3-405(2), C.R.S. (2019). This annual report concerning the operation and effectiveness of the Colorado Dental Health Care Program for Low-Income Seniors (Senior Dental Program), including an itemization of the Department’s administrative expenditures in implementing and administering the program and any recommendations is delivered each November 1st to the Joint Budget Committee, Senate Health and Human Services Committee, and the House Public Health Care and Human Services Committee of the Colorado General Assembly. The Senior Dental Program provides grants throughout the state to Area Agencies on Aging, public health agencies, Community Health Centers, private dental practices, and other community-based organizations. In FY 2018-19 total payments made equaled \$2,960,505. Grant funds were distributed as follows:

Provider Types	Amount Awarded	Percent of Total Funds
Area Agencies on Aging	\$166,960	6%
Community Based Organizations/Foundations	\$678,880	23%
Federal Qualified Health Centers/Safety Net Clinics	\$1,368,647	46%
Health Districts/Local Public Health Agencies	\$214,762	7%
Private Dentists	\$370,637	13%
University of Colorado School of Dental Medicine	\$160,618	5%
TOTAL	\$2,960,505	100%

In FY 2018-19, there were 23 Senior Dental Program grantees. The number of Colorado seniors served under the Senior Dental Program was 3,339.

This report includes:

- ✓ Eligibility requirements and utilization data;
- ✓ Provider participation requirements and utilization data;
- ✓ Standardized copayment requirements;
- ✓ Methods for allocation and disbursement of funds;
- ✓ Sources of funding;
- ✓ Dental services provided to economically disadvantaged seniors during FY 2018-19;
- ✓ Most effective options for administering the Senior Dental Program; and
- ✓ Program definitions.



II. SENIOR DENTAL PROGRAM ADMINISTRATION

A. PROGRAM OVERVIEW

The General Assembly, through Senate Bill (SB) 14-180, created the Colorado Dental Health Care Program for Low-Income Seniors (Senior Dental Program) to promote the health and welfare of low-income seniors. This law makes it possible for low-income seniors to have access to patient-centered dental care. Part 4 of Article 3 in Title 25.5 is where the program’s enabling legislation resides. The following segment of the legislative declaration at Section 25.5-4-402, C.R.S. (2018) illustrates the program’s purpose.

The general assembly hereby determines, finds, and declares that:

(b) By relocating and reorganizing the “Colorado Dental Care Act of 1977”, which provided dental services to certain eligible seniors, the state department can align those dental health care services with adult dental benefits provided through other dental health care programs for seniors and thereby target the resources effectively to low-income seniors who may not qualify for those programs.

FY 2014-15 was the transition phase of the Colorado Dental Care Act of 1977 administered by the Colorado Department of Public Health and Environment (CDPHE) to the Senior Dental Program administered by the Department of Health Care Policy and Financing (the Department). This transition consisted of defining grant criteria, establishing program rules and awarding grant monies to qualified grantees. Grants for the Senior Dental Program were issued by the Department on July 1, 2015 and qualified seniors were able to receive dental services on that date.

B. STAKEHOLDER COLLABORATION

SENIOR DENTAL ADVISORY COMMITTEE

SB 14-180 recognized the importance of continuing stakeholder participation in the Senior Dental Program and established the Senior Dental Advisory Committee (DAC). The DAC is comprised of eleven members appointed by the Department’s executive director and consists of the following:

1. One member representing the Department;
2. One dentist in private practice providing dental care to the senior population who represents a statewide organization of dentists;
3. One dental hygienist providing dental care to seniors;
4. One representative of either an agency that coordinates services for low-income seniors or the office in the Department of Human Services responsible for overseeing services to the elderly;
5. One representative of an organization of Colorado community health centers, as defined in the federal “Public Health Service Act”, 42 U.S.C. sec. 254b;



COLORADO
Department of Health Care
Policy & Financing

6. One representative of an organization of safety-net health providers that are not community health centers;
7. One representative of the University of Colorado, School of Dental Medicine;
8. Two consumer advocates;
9. One senior who is eligible for services under the program; and
10. One representative of a foundation with experience in making dental care grants.

The DAC not only serves as a forum where the Department and the stakeholder community can discuss the Senior Dental Program, it also makes recommendations to the Medical Services Board (MSB) regarding rules.

At the recommendation of the DAC and other Senior Dental Program stakeholders, the Department developed a database to track services by senior to prevent duplication of services by different grantees. The Department is currently working with the Office of Information Technology to examine options of where the database can be housed so that it can be accessed by grantees while complying with privacy requirements. The DAC and other stakeholders also assist the Department in recommendations regarding the operation and effectiveness of the program.

The Senior Dental Program rules were first established on January 9, 2015 and are located at 10 CCR 2505-10, Section 8.960 and on the Department's website.

The Senior Dental Program fee schedule encompasses the Senior Dental Program's max allowable fee, program payment, max patient co-pay and dental procedure guidelines.

The General Assembly, through House Bill (HB) 19-1326, allows the DAC to determine the maximum amount per procedure that can be spent by the program's grantees. HB 19-1326 also requires that the maximum amount per procedure not be less than the reimbursement schedule for fee-for-service dental fees under Health First Colorado (Colorado's Medicaid program).

https://www.colorado.gov/pacific/sites/default/files/201820July20Fee_Schedule_Colorado_Dental_Health_Care_Program_for_Low-Income_Seniors.pdf

SENIOR DENTAL PROGRAM COMMUNICATION

The Department publishes a quarterly newsletter that provides Senior Dental Program grantees and stakeholders with updates on Program policies and other Department news. The Department also creates fact sheets to provide potential clients of the Senior Dental Program with program eligibility guidelines. The quarterly newsletter and fact sheets are published on the Department's website: <https://www.colorado.gov/pacific/hcpf/colorado-dental-health-care-program-low-income-seniors>.



COLORADO
Department of Health Care
Policy & Financing

C. CLIENTS

ELIGIBILITY REQUIREMENTS

Qualified grantees administer enrollment into the Senior Dental Program developed by the Department and the DAC. Clients must meet the following criteria to be eligible for the Senior Dental Program:

- ✓ Age 60 or over;
- ✓ Not eligible for services under any other dental health care program, such as Health First Colorado or the Old Age Pension Health and Medical Care Program;
- ✓ Not enrolled in private dental insurance;
- ✓ At or below 250% of the current federal poverty level; and
- ✓ Lawfully present in the state.

D. GRANTEES

GRANT REQUIREMENTS

Grantees were required to submit a “Request for Grant Proposals” application. Preference was given to grant proposals that clearly demonstrated the applicant’s ability to outreach to and identify eligible seniors and to collaborate with community-based organizations. Preference was also given to grant proposals that demonstrated an ability to serve a greater number of eligible seniors or that would serve eligible seniors in rural or underserved areas.

The Senior Dental Program allows participation from any interested provider that can provide or arrange for the provision of comprehensive dental and oral care services and may include but is not limited to:

- ✓ An Area Agency on Aging, as defined in Section 26-11-203, C.R.S.;
- ✓ A community-based organization or foundation;
- ✓ A Federally Qualified Health Center, safety-net clinic, or health district;
- ✓ A local public health agency; or
- ✓ A private dental practice.

For purposes of this FY 2018-19 Annual Report, the Senior Dental Program grantees are identified in the following categories:

- ✓ Area Agency on Aging (AAA).
- ✓ Community-based organization (CBO) or foundation.
- ✓ Federally Qualified Health Center (FQHC) or safety-net clinic (SNC).
- ✓ Local public health agency or health district;
- ✓ Private dentists; and



- ✓ University of Colorado, School of Dental Medicine (UCSDM).

SENIORS SERVED

During FY 2018-19, there were 3,339 unduplicated seniors who received services through the Senior Dental Program.

Figure 1 Total Unduplicated Senior Count by Grantee

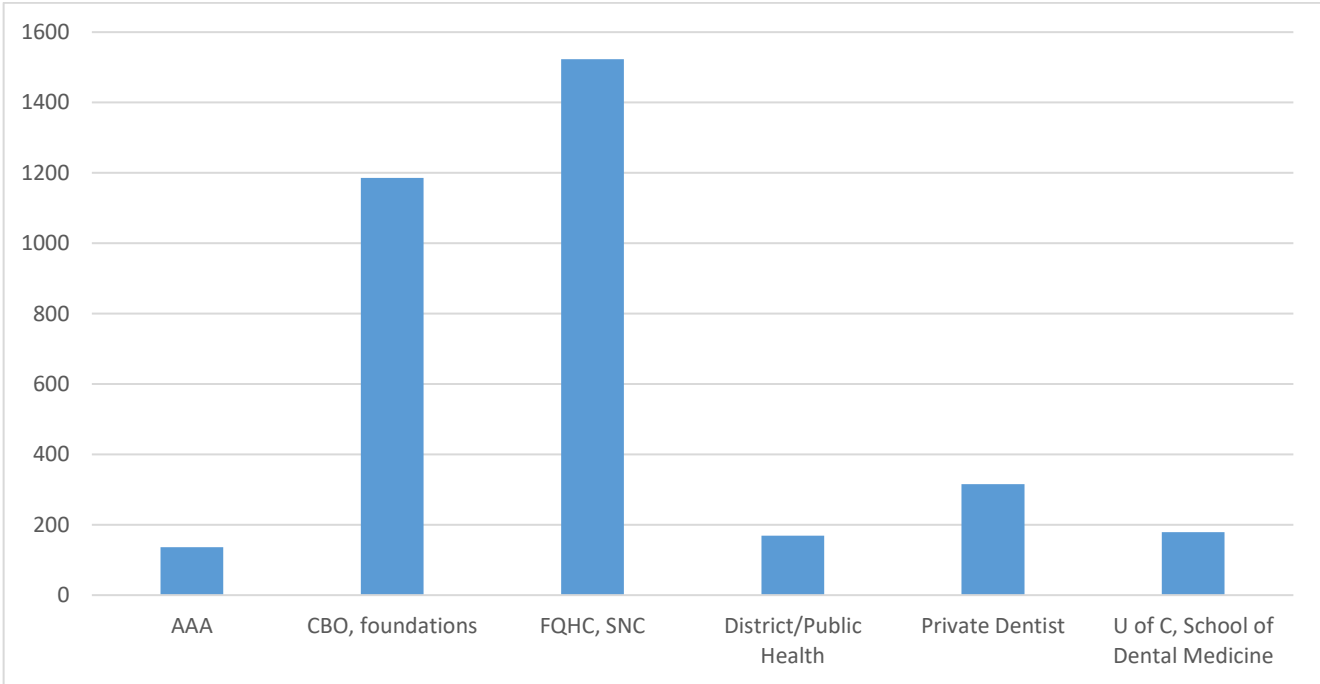


Table 1 shows the seniors served by county. These numbers represent the county that the services were provided in and not necessarily the county where the senior resides.

Table 1 FY 2018-19 Total Unduplicated Senior Count by County¹

County	Seniors Served	County	Seniors Served	County	Seniors Served
Adams	396	Garfield	19	Ouray	0
Alamosa	41	Gilpin	0	Park	0
Arapahoe	135	Grand	4	Phillips	0
Archuleta	0	Gunnison	0	Pitkin	1
Baca	0	Hinsdale	0	Prowers	0
Bent	22	Huerfano	0	Pueblo	485
Boulder	139	Jackson	0	Rio Blanco	0
Broomfield	0	Jefferson	283	Rio Grande	39
Chaffee	20	Kiowa	2	Routt	0
Cheyenne	0	Kit Carson	26	Saguache	0
Clear Creek	0	La Plata	0	San Juan	0
Conejos	20	Lake	23	San Miguel	0
Costilla	0	Larimer	182	Sedgwick	0
Crowley	0	Las Animas	0	Summit	74
Custer	0	Lincoln	11	Teller	36
Delta	0	Logan	16	Washington	3
Denver	493	Mesa	99	Weld	44
Dolores	0	Mineral	0	Yuma	7
Douglas	12	Moffat	0	Total	3,402
Eagle	4	Montezuma	0		
El Paso	608	Montrose	72		
Elbert	8	Morgan	16		
Fremont	47	Otero	15		

¹ Total unduplicated senior county by county will be higher than total unduplicated senior count due to client's moving to different counties.



GRANTEE PARTICIPATION

A total of 23 qualified grantees participated in the Senior Dental Program. Some of the grantees have multiple sites.

Table 2 FY 2018-19 Senior Dental Program Grantees Sites by County

County	AAA	CBO	FQHC/ SNC	Dist/Pub Health	Private Dentist	UCSDM	Total
Adams	0	6	6	0	0	1	13
Alamosa	0	0	1	0	0	0	1
Arapahoe	0	5	1	4	1	0	11
Archuleta	0	0	0	0	0	0	0
Baca	0	0	0	0	0	0	0
Bent	0	0	2	0	0	0	2
Boulder	9	0	2	0	0	0	11
Broomfield	0	0	0	0	0	0	0
Chaffee	0	0	0	0	1	0	1
Cheyenne	0	0	0	0	0	0	0
Clear Creek	0	0	0	0	0	0	0
Conejos	0	0	1	0	0	0	1
Costilla	0	0	0	0	0	0	0
Crowley	0	0	0	0	0	0	0
Custer	0	0	0	0	0	0	0
Delta	0	0	0	0	0	0	0
Denver	0	22	3	0	1	0	26
Dolores	0	0	0	0	0	0	0
Douglas	0	3	1	0	0	0	4
Eagle	1	0	0	0	0	0	1
El Paso	0	1	3	0	0	0	4
Elbert	0	0	1	0	0	0	1



County	AAA	CBO	FQHC/ SNC	Dist/Pub Health	Private Dentist	UCSDM	Total
Fremont	0	0	1	0	0	0	1
Garfield	2	3	0	0	0	0	5
Gilpin	0	0	0	0	0	0	0
Grand	3	0	0	0	0	0	3
Gunnison	0	0	0	0	0	0	0
Hinsdale	0	0	0	0	0	0	0
Huerfano	0	0	0	0	0	0	0
Jackson	0	0	0	0	0	0	0
Jefferson	2	11	3	0	1	0	17
Kiowa	0	0	0	0	1	0	1
Kit Carson	0	0	1	1	0	0	2
La Plata	0	0	0	0	0	0	0
Lake	0	0	1	0	0	0	1
Larimer	0	0	4	1	0	0	5
Las Animas	0	0	0	0	0	0	0
Lincoln	0	0	1	0	0	0	1
Logan	1	0	1	0	0	0	2
Mesa	0	0	2	0	0	0	2
Mineral	0	0	0	0	0	0	0
Moffat	0	0	0	0	0	0	0
Montezuma	0	0	0	0	0	0	0
Montrose	0	1	1	0	0	0	2
Morgan	2	0	1	0	0	0	3
Otero	0	0	1	0	0	0	1
Ouray	0	0	0	0	0	0	0
Park	0	0	0	0	0	0	0
Phillips	0	0	0	0	0	0	0



County	AAA	CBO	FQHC/ SNC	Dist/Pub Health	Private Dentist	UCSDM	Total
Pitkin	1	0	0	0	0	0	1
Prowers	0	0	0	0	0	0	0
Pueblo	0	2	4	0	0	0	6
Rio Blanco	0	0	0	0	0	0	0
Rio Grande	0	0	2	0	0	0	2
Routt	0	0	0	0	0	0	0
Saguache	0	0	0	0	0	0	0
San Juan	0	0	0	0	0	0	0
San Miguel	0	0	0	0	0	0	0
Sedgwick	0	0	0	0	0	0	0
Summit	1	0	3	0	0	0	4
Teller	0	0	1	0	0	0	1
Washington	1	0	0	0	0	0	1
Weld	0	1	3	0	0	0	4
Yuma	2	0	0	0	0	0	2
Totals	25	55	51	6	5	1	143

Table 3 lists Senior Dental Program grantees by the city in which the main participating grantee is located. A list of all current Senior Dental Program grantees can be found on the Department’s website: www.colorado.gov/pacific/hcpf/grantee-appointment-information-county.

Table 3 FY 2017-18 Senior Dental Program Qualified Grantees

Senior Dental Program Grantees	Grantee Type	City
Boulder County Area Agency on Aging	AAA	Boulder
Colorado Gerontological Society	CBO/Foundation	Denver
Community Dental Health NPO	CBO/Foundation	Colorado Springs
Cozy Dental	Private Dentist	Aurora
Dental Lifeline Network	CBO/Foundation	Denver
Englewood Dental Partners, Prof. LLP	Private Dentist	Denver
Health District of Northern Larimer County	Dist/Pub Health	Fort Collins
Inner City Health Center	FQHC/SN	Denver
Kit Carson County Department of Public Health and Environment	Dist/Pub Health	Burlington
Marillac Clinic	FQHC/SN	Grand Junction
Metro Community Provider Network	FQHC/SN	Englewood
Northeastern Colorado Area Agency on Aging	AAA	Fort Morgan
Northwest Colorado Council of Governments-Alpine Area Agency on Aging	AAA	Silverthorne
Peak Vista Community Health Centers	FQHC/SN	Colorado Springs
Pueblo Community Health Centers	FQHC/SN	Pueblo
Red Rocks Family Dentistry	Private Dentist	Littleton
Salida Family Dentistry	Private Dentist	Salida
Salud Family Health Centers	FQHC/SN	Fort Lupton
Summit Community Care Clinic, Inc.	FQHC/SN	Frisco



Senior Dental Program Grantees	Grantee Type	City
The PIC Place	FQHC/SN	Montrose
Tri-County Health Department	Dist/Pub Health	Greenwood Village
University of Colorado, School of Dental Medicine	UCSDM	Denver
Valley-Wide Health Systems, Inc.	FQHC/SN	Alamosa



E. PROGRAM ADMINISTRATION

The enabling legislation designed the Senior Dental Program to be administered at the local level by allowing up to 7% of each grantee's funds to be used for their administrative costs. It is the responsibility of each grantee to determine a senior's eligibility for services, including age, income, lack of dental coverage, and lawful presence in the state. The 7% administrative cost allowance helps cover the grantees' costs of performing these activities.

The Department was appropriated one regular full-time equivalent (FTE) position for the administration of the Senior Dental Program. For state fiscal year 2018-19 Department administrative expenditures were \$82,575, approximately 2.8% of total program funds.

The enabling legislation also requires that grantees are reimbursed on a per procedure basis, with grantee payments and senior copayments set at the procedure level. To meet the legislative requirements and administer the program efficiently, the Department modeled its invoice on the American Dental Association (ADA) Dental Claim Form. The Department receives and authorizes payments for invoices on a monthly basis. In addition, to ensure program funds are spent as intended, the Department performs desk audits on randomly selected files to ensure procedures have not been double billed, the senior is eligible for the Senior Dental Program, and the senior was not charged more than the max copayment.

Enacted in the 2019 legislative session, House Bill 19-1326 directed the Department to:

In the annual report submitted on or before November 1, 2019, the state department shall specifically report on the operation and effectiveness of the program and recommendations concerning the most effective options for administering the program.

To evaluate the effectiveness of the current operation of the Senior Dental Program, the Department disseminated a survey to Senior Dental Program grantees asking about invoice, contract, and auditing procedures and the eligibility process. Thirty five percent of Senior Dental Program responded to the survey. A total of 88% found the submission of the grant application, invoice process, and auditing process is acceptable, 85% find the eligibility process is satisfactory, and 78% found the contract process adequate.

Due to the growth of the program, the Dental Advisory Committee, the Department, and stakeholders discussed the current administrative processes and any opportunities to more administer the program more efficiently. The Colorado Dental Association (CDA) shared several potential options, including:



- Incorporate the Senior Dental Program within Health First Colorado, by adjusting Health First Colorado eligibility requirements or creating a subsidized buy-in program;
- Administer the program as either a subcontract of Health First Colorado or CHP+ or through a separate contract, within the existing administrative fee or substantial equivalent;
- Have a single grant entity manage the program in all geographic areas with provide up to date technology and tracking; or
- Upgrade the Department's current internal systems to allow more modernized billing and benefits management functions while keeping current program management.

The Department is currently evaluating options to determine their feasibility, including the fiscal impact and whether rule or legislative changes are necessary. The Department will inform the advisory committee of its findings and continue to work with the advisory committee, grantees, and other stakeholders to develop recommendations, if any, to improve efficiency and access to services.

REPORTING REQUIREMENTS

To meet its fiduciary responsibility, the Department requires grantees that participate in the Senior Dental Program to submit monthly invoices to the Senior Dental Grant Program Administrator. The invoice includes:

- ✓ Client's name;
- ✓ Gender;
- ✓ Date of birth;
- ✓ Client's zip code;
- ✓ Date dental services received;
- ✓ Treating provider;
- ✓ Treating provider's zip code;
- ✓ Procedure code;
- ✓ Tooth number(s);
- ✓ Tooth surface(s);
- ✓ Quadrant(s);
- ✓ Patient copayment amount;
- ✓ Amount charged to program if less than the maximum program fee; and
- ✓ Administration cost, not to exceed 7%.



COLORADO
 Department of Health Care
 Policy & Financing

SENIOR DENTAL PROGRAM COMPLIANCE AUDIT

In accordance with the Senior Dental Program contract, the Department may request random audits at any time and can be requested up to four (4) times per year.

The grantee is notified of the client files to be audited and has ten (10) business days of notification to submit the requested files. The DAC determined, with assistance of stakeholders, that ten business days was not enough time to submit client files. Effective FY 2019-20, grantees will have 30 days to submit the requested files.

Grantee files are assessed to ensure they meet the following criteria:

- ✓ Documentation of client eligibility, including income, proof of age and evidence of lawful presence;
- ✓ Documentation that the Department was not double billed for procedures;
- ✓ Documentation that the dental services provided match the grantee billing records; and
- ✓ Documentation that the client was not charged more than the max program co-payment.

If found to be out of compliance, the grantee receives a review summary which indicates what compliance issues were found along with a Corrective Action Plan (CAP) form. The grantee is required to fill out the CAP form indicating what internal controls will be implemented to ensure the compliance issues are resolved. Failure to submit requested audit files or CAP to the Department by the deadline date may result in the Department terminating the grantee's contract. In the future, the Department may conduct on-site audits to ensure all files are complete and accurate.



III. REIMBURSEMENT

A. REIMBURSEMENT FOR GRANTEES

In the FY 2018-19 Long Bill (HB 18-254), the Colorado General Assembly appropriated \$2,962,510 to the Department for the Senior Dental Program. The total payment to grantees in FY 2018-19 is shown in Table 4.

Table 4 FY 2018-19 Senior Dental Program Payments

Provider Types	Dental Procedures	7% Administration	Total
AAA	\$157,751	\$9,208	\$166,960
CBO or foundation	\$634,467	\$44,413	\$678,880
FQHC or SNC	\$1,282,448	\$86,199	\$1,368,647
Local public health agency or health district	\$201,086	\$13,676	\$214,762
Private dentists	\$360,797	\$9,840	\$370,637
CU, School of Dental Medicine	\$150,112	\$10,507	\$160,618
Total	\$2,786,662	\$165,001	\$2,960,505

Table 5 Senior Dental Program Grantee Payment Detail

Grantees	Grant Amount	Payment for Procedure	Administration. Payment (limited to 7%)	Total Program Payment	Co-Payment Received	Total Paid to Grantee
Boulder County Area Agency on Aging	\$127,787	\$121,141	\$6,646	\$127,787	\$7,195	\$141,445
Colorado Gerontological Society	\$269,709	\$252,065	\$17,645	\$269,709	\$0	\$269,709
Community Dental Health NPO	\$318,055	\$297,247	\$20,807	\$318,055	\$16,605	\$334,660
Cozy Dental	\$59,779	\$58,769	\$1,010	\$59,779	\$3,740	\$63,519



Grantees	Grant Amount	Payment for Procedure	Administration. Payment (limited to 7%)	Total Program Payment	Co-Payment Received	Total Paid to Grantee
Dental Lifeline Network	\$91,116	\$85,155	\$5,961	\$91,116	\$0	\$91,116
Englewood Dental Partners, Prof. LLP	\$112,923	\$105,758	\$7,165	\$112,923	\$0	\$112,923
Health District of Northern Larimer County	\$141,620	\$132,355	\$9,265	\$141,620	\$9,700	\$151,320
Inner City Health Center	\$174,015	\$162,631	\$11,384	\$174,015	\$10,645	\$184,660
Kit Carson County Department of Public Health & Environment	\$25,742	\$24,058	\$1,684	\$25,742	\$2,115	\$27,857
Marillac Clinic	\$139,099	\$129,999	\$9,100	\$139,099	\$14,045	\$153,144
Metro Community Provider Network	\$67,675	\$63,443	\$4,232	\$67,675	\$0	\$67,675
Northeastern Colorado Area Agency on Aging	\$26,332	\$24,609	\$1,723	\$26,332	\$2,010	\$28,342
Northwest Colorado Council of Governments-Alpine Area Agency on Agency	\$12,841	\$12,001	\$840	\$12,841	\$483	\$13,324
Peak Vista Community Health Centers	\$285,118	\$266,465	\$18,653	\$285,118	\$18,755	\$303,873
Pueblo Community Health Center	\$170,000	\$158,879	\$11,121	\$170,000	\$2,976	\$172,976
Red Rocks Family Dentistry	\$168,166	\$168,166	\$0	\$168,166	\$0	\$168,166
Salida Family Dentistry	\$29,770	\$28,105	\$1,665	\$29,770	\$0	\$29,770
Salud Family Health Centers	\$227,623	\$212,732	\$14,891	\$227,623	\$12,085	\$239,708
Summit Community Care Clinic, Inc.	\$69,454	\$64,911	\$4,544	\$69,454	\$4,305	\$78,759
The PIC Place	\$49,500	\$46,434	\$3,066	\$49,500	\$1,910	\$51,410
Tri-County Health Department	\$47,400	\$44,673	\$2,727	\$47,400	\$0	\$47,400
University of Colorado, School of Dental Medicine	\$160,618	\$150,112	\$10,507	\$160,618	\$0	\$160,618



Grantees	Grant Amount	Payment for Procedure	Administration. Payment (limited to 7%)	Total Program Payment	Co-Payment Received	Total Paid to Grantee
Valley-Wide Health Systems, Inc.	\$186,162	\$176,953	\$9,208	\$186,162	\$14,951	\$201,113
Total	\$2,960,505	\$2,786,662	\$173,842	\$2,960,505	\$121,520	\$3,082,025



IV. GRANTEE ANNUAL REPORTS

Per the program statute, Senior Dental Program grantees are required to submit an annual report by September 1 each year.

As with last fiscal year, several grantees ran out funds and began waiting lists for FY 2019-20. However, in this year's Long Bill, funding for the Senior Dental Program will be increased by \$1 million to bring total funding to \$4 million beginning FY 2019-20.

The Senior Dental Program grantees collaborate with numerous organizations which include, but are not limited to: Community centers, contracted dentists, hospitals, Area Agency on Aging, and senior housing. The accomplishments of these grantees ranged from increasing the number of senior applications and refined tracking systems to creating new processes. The grantees must identify and outreach to targeted eligible seniors in their area. The grantees attend Annual Age Well conferences, develop flyers, promote to current medical patients, and do social marketing.

The Senior Dental Program grantees did face some challenges during FY 2018-19. The grantee's annual reports indicated that the following created challenges for the program: Staff turnover, extending the funding as far as possible for as many seniors as possible, clients not showing for appointments, and locating specialist such as oral surgeons or endodontists that accepts the Senior Dental Program rates. There were four grantees that indicated that they had no challenges. A total of 728 seniors were on the grantee's waitlists with a total of \$1.2 million needed to eliminate all names from the waitlist.



V. SENIOR DENTAL PROGRAM FINANCIAL TABLES

Table 6 Procedures Performed by Grantee Type

Grantees	Diagnostic	Preventive	Restorative	Endodontics	Periodontics	Prosthodontics , Removable (dentures)	Oral & Maxillofacial Surgery	Emergency General Services	TOTAL
AAA	236	30	192	8	61	75	277	3	882
CBO or foundation	2,180	1,126	1,029	3	497	456	1,073	2	6,366
FQHC or SNC	2,453	777	1,608	35	848	582	1,761	42	8,106
Local public health agency or health district	298	105	335	5	107	83	194	0	1,127
Private dentists	846	404	450	23	234	202	343	3	2,505
U of C, School of Dental Medicine	240	59	223	4	188	98	299	2	1,113
Total	6,253	2,501	3,837	78	1,935	1,496	3,947	52	20,099



Figure 2 Total Co-Payments Received

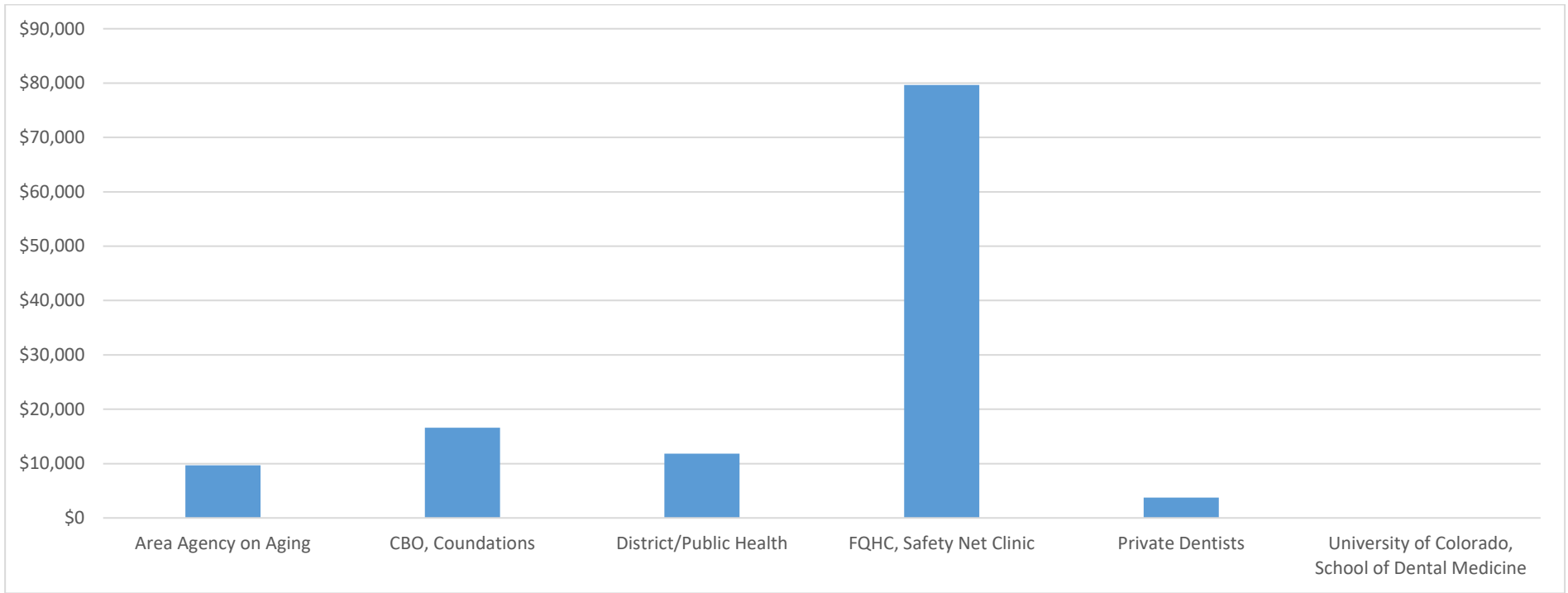


Table 7 Procedures Performed by Grantees

Grantee	Diagnostic	Preventive	Restorative	Endodontics	Periodontics	Prosthodontics , Removable	Oral & Maxillofacial Surgery	Emergency General Services	TOTAL
Boulder County Area Agency on Aging	188	18	160	4	60	53	187	0	670
Colorado Gerontological Society	295	22	296	1	116	200	316	0	1,246
Community Dental Health NPO	1,076	829	342	0	89	156	443	1	2,936
Cozy Dental	151	80	94	2	43	26	56	3	455
Dental Lifeline Network	334	148	113	0	64	31	103	0	793
Englewood Dental Partners, Prof. LLP	157	85	123	14	9	68	121	0	577
Health District of Northern Larimer County	183	67	228	5	54	51	137	0	725
Inner City Health Center	475	127	278	2	228	69	211	1	1,391
Kit Carson County of Public Health & Environment	55	12	22	0	14	13	49	0	165
Marillac Clinic	84	89	126	3	66	122	316	0	806
Metro Community Provider Network	290	64	112	2	109	19	58	0	654
Northeastern Colorado Area Agency on Aging	23	2	11	0	0	17	89	3	145



Grantee	Diagnostic	Preventive	Restorative	Endodontics	Periodontics	Prosthodontics , Removable	Oral & Maxillofacial Surgery	Emergency General Services	TOTAL
Northwest Colorado Council of Governments-Alpine Area Agency on Aging	25	10	21	4	1	5	1	0	67
Peak Vista Community Health Centers	298	132	443	7	302	146	359	0	1,687
Pueblo Community Health Center	468	85	210	10	98	64	238	37	1,210
Red Rocks Family Dentistry	512	234	202	7	178	86	130	0	1,349
Salida Family Dentistry	26	5	31	0	4	22	36	0	124
Salud Family Health Centers	825	274	309	8	117	96	247	0	1,876
Summit Community Care Clinic, Inc.	169	49	107	2	93	19	72	0	511
The PIC Place	106	42	66	2	5	16	76	1	314
Tri-County Health Department	60	26	85	0	39	19	8	0	237
University of Colorado, School of Dental Medicine	240	59	223	4	188	98	299	2	1,113
Valley-Wide Health Systems, Inc.	213	42	235	1	58	100	395	4	1,048
TOTAL	6,253	2,501	3,837	78	1,935	1,496	3,947	52	20,099



Table 8 Dental Visits by County by Grantee Type²

County	AAA	CBO, Foundations	FQHC, SNC	District/Public Health	Private Dentist	U of C, School of Dental Medicine	Total
Adams	0	484	931	0	0	1113	2,528
Alamosa	0	0	243	0	0	0	243
Arapahoe	0	151	191	237	455	0	1,034
Archuleta	0	0	0	0	0	0	0
Baca	0	0	0	0	0	0	0
Bent	0	0	197	0	0	0	197
Boulder	627	0	259	0	0	0	886
Broomfield	0	0	0	0	0	0	0
Chaffee	0	0	0	0	122	0	122
Cheyenne	0	0	0	0	0	0	0
Clear Creek	0	0	0	0	0	0	0
Conejos	0	0	102	0	0	0	102
Costilla	0	0	0	0	0	0	0
Crowley	0	0	0	0	0	0	0
Custer	0	0	0	0	0	0	0
Delta	0	0	0	0	0	0	0
Denver	0	2,205	10	0	577	0	2,792
Dolores	0	0	0	0	0	0	0
Douglas	0	57	49	0	0	0	106
Eagle	10	0	0	0	0	0	10
El Paso	0	1,476	1,418	0	0	0	2,894

² Utilization by County is the sum of visits reported on monthly invoices



County	AAA	CBO, Foundations	FQHC, SNC	District/Public Health	Private Dentist	U of C, School of Dental Medicine	Total
Elbert	0	0	37	0	0	0	37
Fremont	0	0	264	0	0	0	264
Garfield	31	0	40	0	0	0	71
Gilpin	0	0	0	0	0	0	0
Grand	24	0	0	0	0	0	24
Gunnison	0	0	0	0	0	0	0
Hinsdale	0	0	0	0	0	0	0
Huerfano	0	0	0	0	0	0	0
Jackson	0	0	0	0	0	0	0
Jefferson	43	394	401	0	1,347	0	2,185
Kiowa	0	0	0	0	2	0	2
Kit Carson	0	0	11	165	0	0	176
La Plata	0	0	0	0	0	0	0
Lake	0	0	122	0	0	0	122
Larimer	0	0	357	725	0	0	1,082
Las Animas	0	0	0	0	0	0	0
Lincoln	0	0	26	0	0	0	26
Logan	53	0	120	0	0	0	173
Mesa	0	0	806	0	0	0	806
Mineral	0	0	0	0	0	0	0
Moffat	0	0	0	0	0	0	0
Montezuma	0	0	0	0	0	0	0
Montrose	0	21	312	0	0	0	333
Morgan	29	0	116	0	0	0	145
Otero	0	0	84	0	0	0	84



County	AAA	CBO, Foundations	FQHC, SNC	District/Public Health	Private Dentist	U of C, School of Dental Medicine	Total
Ouray	0	0	0	0	0	0	0
Park	0	0	0	0	0	0	0
Phillips	0	0	0	0	0	0	0
Pitkin	1	0	0	0	0	0	1
Prowers	0	0	0	0	0	0	0
Pueblo	0	1,460	1,1209	0	0	0	2,669
Rio Blanco	0	0	0	0	0	0	0
Rio Grande	0	0	157	0	0	0	157
Routt	0	0	0	0	0	0	0
Saguache	0	0	0	0	0	0	0
San Juan	0	0	0	0	0	0	0
San Miguel	0	0	0	0	0	0	0
Sedgwick	0	0	0	0	0	0	0
Summit	1	0	388	0	0	0	389
Teller	0	0	118	0	0	0	118
Washington	10	0	0	0	0	0	10
Weld	0	78	173	0	0	0	251
Yuma	53	0	0	0	0	0	53
Totals	882	6,366	8,101	1,127	2,503	1,113	20,092



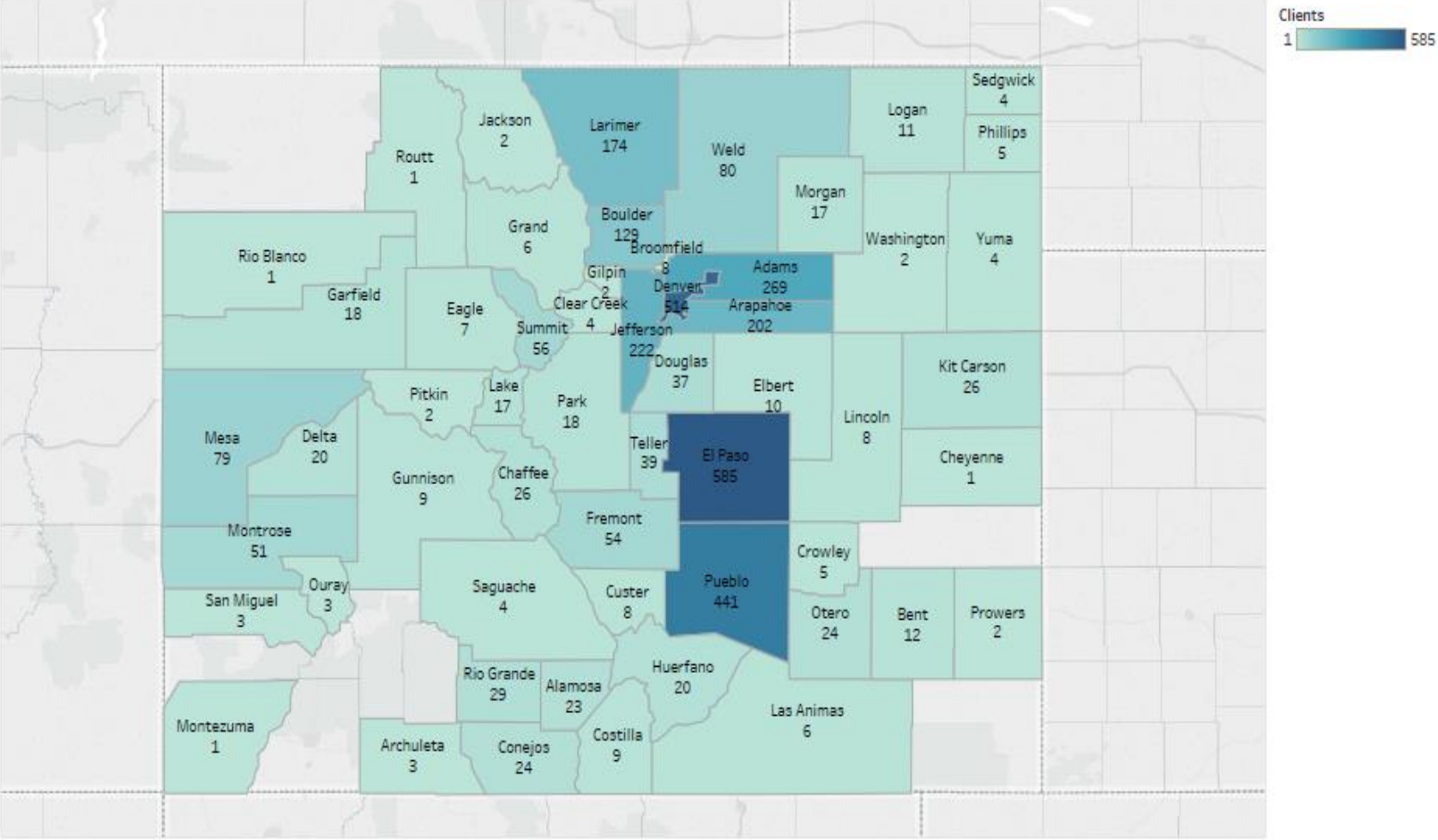
Table 9 Seniors Enrolled in the Senior Dental Program by County

County	Seniors Served
Adams	269
Alamosa	23
Arapahoe	202
Archuleta	3
Baca	0
Bent	12
Boulder	129
Broomfield	8
Chaffee	26
Cheyenne	1
Clear Creek	4
Conejos	24
Costilla	9
Crowley	5
Custer	8
Delta	20
Denver	514
Dolores	0
Douglas	37
Eagle	7
El Paso	585
Elbert	10
Fremont	54
Garfield	18
Gilpin	2
Grand	6
Gunnison	9
Hinsdale	0
Huerfano	20
Jackson	2
Jefferson	222
Kiowa	0
Kit Carson	26
La Plata	0

County	Seniors Served
Lake	17
Larimer	174
Las Animas	6
Lincoln	8
Logan	11
Mesa	79
Mineral	0
Moffat	0
Montezuma	1
Montrose	51
Morgan	17
Otero	24
Ouray	3
Park	18
Phillips	5
Pitkin	2
Prowers	2
Pueblo	441
Rio Blanco	1
Rio Grande	29
Routt	1
Saguache	4
San Juan	0
San Miguel	3
Sedgwick	4
Summit	56
Teller	39
Washington	2
Weld	80
Yuma	4
TOTAL	3,337



Clients by County



Map based on Longitude (generated) and Latitude (generated). Color shows sum of Clients. The marks are labeled by County and sum of Clients. Details are shown for County. The view is filtered on County, which keeps 56 members.