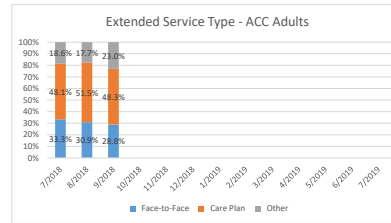
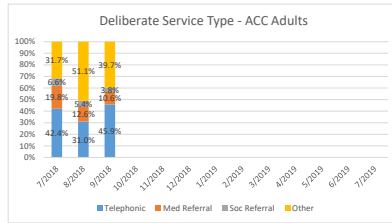
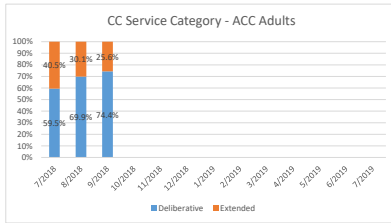
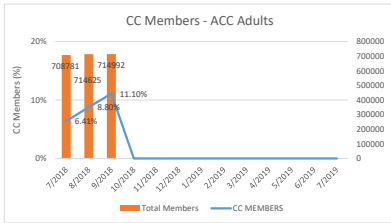
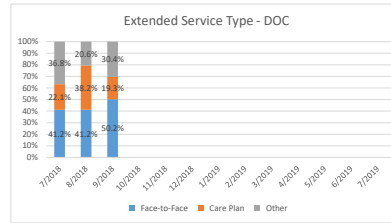
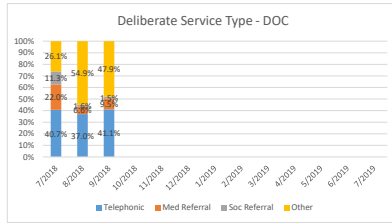
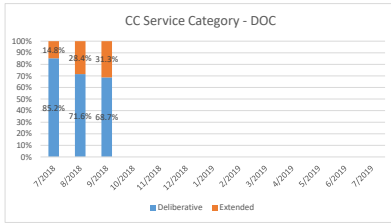
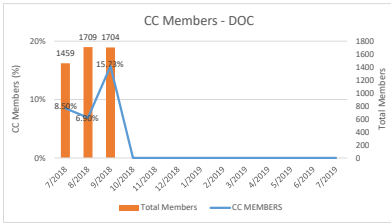


Accountable Care Collaborative Care Coordination Report

Medicaid-Eligible Members Releasing from Department of Corrections



	DOC	ACC Adults	Difference
CC Members	10.47%	8.78%	16.1%
Deliberate	6.14%	5.89%	4.0%
Extended	6.40%	3.83%	40.2%
CC Services per capita	2.90	2.87	1.2%
Deliberate	1.47	1.19	19.0%
Extended	1.21	1.98	-64.3%