



Home and Community Based Services Provider Scorecard: Supported Living Services

The 2014 CMS Final Rule for Medicaid funded Home and Community Based Services (HCBS Final Rule) programs marks an opportunity to build a truly person-centered service delivery system that supports older adults and people with disabilities. Implementation of the rule will help thousands of Colorado's older adults and people with disabilities to enjoy the full promise of community living by prioritizing the quality of each individual's experience.

This document provides a snapshot of compliance across Colorado HCBS providers participating in the **Supported Living Services** program who completed the Initial and/or Secondary Provider Self-Assessment Surveys. It is important to note that **16** providers did not complete the self-assessment survey or response submissions were not able to be linked to a provider. The levels of compliance and necessary remedial action for Colorado's system are indicated only to the degree that providers who responded represent the entire system. These scorecards will be updated as Colorado moves through the transition plan process.

A linked dataset was employed to develop this scorecard. The Colorado Department of Health Care Policy and Financing (HCPF) provided its contractor, the Lewin Group, with a dataset of its existing HCBS providers. This dataset stratified providers by service type and by waiver(s) through which the providers are reimbursed for services. This dataset includes **613** unique providers, identified through un-duplicating provider IDs included in the dataset. Many of these providers offer multiple services and/or participate in multiple waivers. Thus, there are **1,602** rows included in the dataset. Of these, **76** unique providers participate in the Supported Living Services program.

These data are linked to scores from survey response data these providers entered through Lewin's survey platform. The Lewin team matched providers to survey scores using provider names, provider ID numbers and provider email addresses. It also performed a manual crosswalk of provider names to ensure the accuracy of all matches. Using a scoring algorithm approved by HCPF, Lewin scored all providers to a Support Level. The Support Level scoring key is illustrated in *Exhibit 1*.

Support Level	Indicators of Isolation
4	Any indication of a setting located on the grounds of or immediately adjacent to a public institution or an indicators of isolation score greater than 50%
3	Indicators of isolation score less than 50% and greater than 25%
2	Indicators of isolation score less than 25% and a score greater than 50% on "Rights, Autonomy, and Choice"
1	Indicators of isolation score less than 25% and a score less than 50% on "Rights, Autonomy, and Choice"

Our mission is to improve health care access and outcomes for the people we serve while demonstrating sound stewardship of financial resources.



To apply the level of remediation, the scores available for the provider setting were counted with the frequency of variances to compliance. The scoring key places a greater value on indicators of isolation and is used to assign a provider to a Support Level. Compliance within this framework is viewed within graduated levels of remediation. Indicators of Rights, Autonomy and Choice are additive and applied to levels 1 and 2 within the scoring key.

The Support Level findings from all 76 providers are presented in Exhibit 2. Note that there are many providers that offer both residential and nonresidential services. Analysis for Exhibit 2 counted these providers in both residential and nonresidential counts.

Exhibit 2 – Providers that Completed a Self-Assessment Survey Based on Provider IDs

N/A	Number of residential provider IDs with a Support Level 2 or higher (non-compliant)
N/A	Number of residential provider IDs with a Support Level 1 (compliant)
31	Number of nonresidential provider IDs with a Support Level 2 or higher (non-compliant)
45	Number of nonresidential provider IDs with a Support Level 1 (compliant)
16	Number of Provider IDs with missing and/or incomplete Self-Assessment Surveys
76	Total Unduplicated Provider IDs








Exhibit 3 (see page 3) shows each area of potential noncompliance by percentage of providers indicating noncompliance. This data is from the Initial Provider Self-Assessment Survey, in which providers responded once across multiple addresses. This table reflects counts of individual provider responses.




Exhibit 4 (see page 4) displays potential noncompliance by number of clients served across the waiver by provider ID. Duplicative Provider IDs are included to maintain by-service stratification (e.g., a provider serving 103 individuals in an ACF and 17 individuals in host homes, those groups are both counted.)

Exhibit 5 (see pages 5) shows a statewide map with by-county frequencies of potentially noncompliant provider addresses.



Exhibit 3: Status of All Areas of Potential Noncompliance by Number of Providers

<i>Nonresidential Providers</i>	<i>Status</i>	<i>% of Provider Responses</i>
Segregated setting where majority of individuals do NOT work in integrated competitive employment and earn sub-minimum wage or do NOT engage in activities with general community		30.0%
Employment settings/services that do NOT pay individuals minimum wage		25.0%
Adult day settings/services that do NOT offer opportunities for individuals to engage in activities with non-disabled community members, other than paid staff		19.3%
Employment settings/services that do NOT provide financial/benefits planning		8.6%
Adult day services/settings that do NOT offer individualized supports that enable individuals to choose activities of their own interests (within a group or individually) and restrict or limit engagement in community activities that align with interests		7.1%
Employment settings/services that do NOT offer opportunities for individuals to volunteer or to receive support in finding competitive employment, training (i.e. job coaching) or postsecondary education		3.5%
Employment and adult day services/settings that do NOT offer individualized support based on need, opportunities for community relationships or natural supports, interaction with community members, access to age appropriate activities, knowledge of community resources, and the ability to choose/refuse activities based on choice		3.5%
<i>Residential providers that did not complete self-assessment or cannot be linked</i>		<i>N/A</i>
<i>Nonresidential providers that did not complete self-assessment or cannot be linked</i>		<i>16</i>

Key:  Does not need attention (Less than 10.0%)  Needs attention (10-24.9%)  Needs significant attention (25.0% or more)



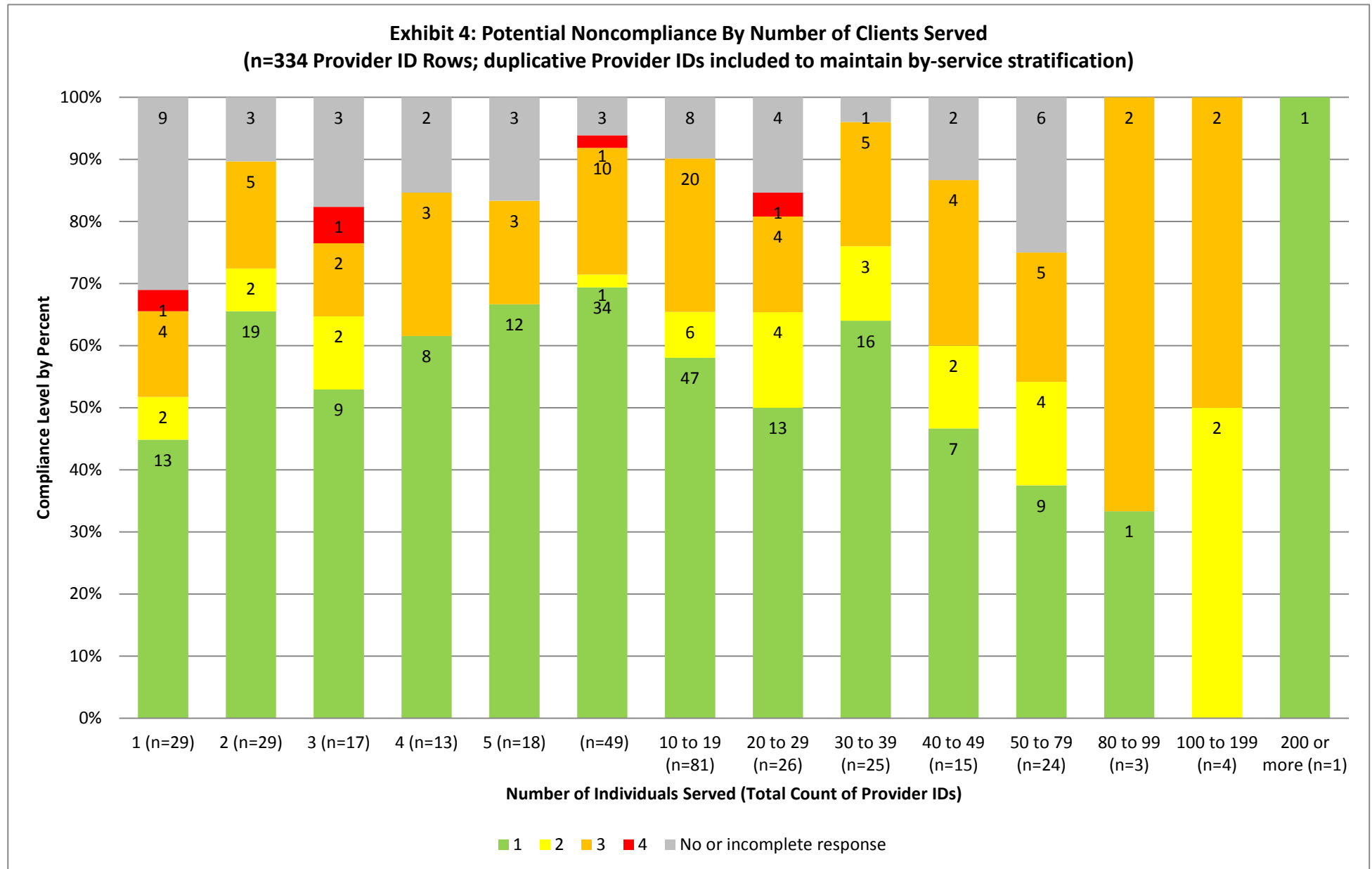


Exhibit 5: Noncompliant Nonresidential Providers by County

