

Mental Health Institutes

Dashboard

September 2013

- Performance Improving
- No Change in Performance
- Performance Declining






Average Days on Wait List - CMHIP*		Aug-12	Sep-12	Oct-12	Nov-12	Dec-12	Jan-13	Feb-13	Mar-13	Apr-13	May-13	Jun-13	Jul-13
Goal (↓21 Days)		✓	✓	✓	✓	✓	✓	✓	✓	✓	✓	✓	✓
Progress		●	●	●	●	●	●	●	●	●	●	●	●
		7.0	7.1	8.0	6.6	7.0	6.5	6.0	4.2	6.0	9.7	11.3	13.4
Patient to Patient Assaults*													
CMHIFL		Aug-12	Sep-12	Oct-12	Nov-12	Dec-12	Jan-13	Feb-13	Mar-13	Apr-13	May-13	Jun-13	Jul-13
Goal (↓0)		✓	✓	✓	✓	✓	✓	✗	✓	✓	✓	✓	✗
Progress		●	●	●	●	●	●	●	●	●	●	●	●
		0.00	0.00	0.00	0.00	0.00	0.00	0.39	0.00	0.00	0.00	0.00	0.35
CMHIP		Aug-12	Sep-12	Oct-12	Nov-12	Dec-12	Jan-13	Feb-13	Mar-13	Apr-13	May-13	Jun-13	Jul-13
Goal (↓.02)		✗	✓	✗	✗	✓	✗	✗	✓	✓	✗	✗	✓
Progress		●	●	●	●	●	●	●	●	●	●	●	●
		0.08	0.00	0.16	0.09	0.00	0.08	0.09	0.00	0.00	0.08	0.09	0.00
Patient to Staff Assaults*													
CMHIFL		Aug-12	Sep-12	Oct-12	Nov-12	Dec-12	Jan-13	Feb-13	Mar-13	Apr-13	May-13	Jun-13	Jul-13
Goal (↓.05)		✓	✓	✗	✗	✗	✓	✓	✓	✓	✓	✗	✓
Progress		●	●	●	●	●	●	●	●	●	●	●	●
		0.00	0.00	0.36	0.75	0.36	0.00	0.00	0.00	0.00	0.00	0.72	0.00
CMHIP		Aug-12	Sep-12	Oct-12	Nov-12	Dec-12	Jan-13	Feb-13	Mar-13	Apr-13	May-13	Jun-13	Jul-13
Goal (↓.24)		✓	✓	✓	✓	✓	✗	✗	✓	✓	✗	✓	✓
Progress		●	●	●	●	●	●	●	●	●	●	●	●
		0.00	0.00	0.08	0.17	0.08	0.41	0.27	0.17	0.08	0.25	0.09	0.16

























Community Behavioral Health

Dashboard

September 2013

-  Performance Improving
-  No Change in Performance
-  Performance Declining



Access to SUD Tx - Pregnant Women		Aug-12	Sep-12	Oct-12	Nov-12	Dec-12	Jan-13	Feb-13	Mar-13	Apr-13	May-13	Jun-13	Jul-13
Goal (100%)		✗	✗	✗	✗	✗	✗	✗	✗	✗	✗	✗	✗
Progress													
		76.2%	90.0%	92.9%	85.7%	92.6%	92.3%	94.1%	89.2%	82.1%	90.3%	85.2%	73.1%
Reduction of Substance Use - Residential		Aug-12	Sep-12	Oct-12	Nov-12	Dec-12	Jan-13	Feb-13	Mar-13	Apr-13	May-13	Jun-13	Jul-13
Goal (100%)		✗	✗	✗	✗	✗	✗	✗	✗	✗	✗	✗	✗
Progress													
		86.7%	91.2%	93.3%	95.5%	98.4%	93.1%	93.6%	92.1%	94.0%	90.7%	94.9%	94.8%