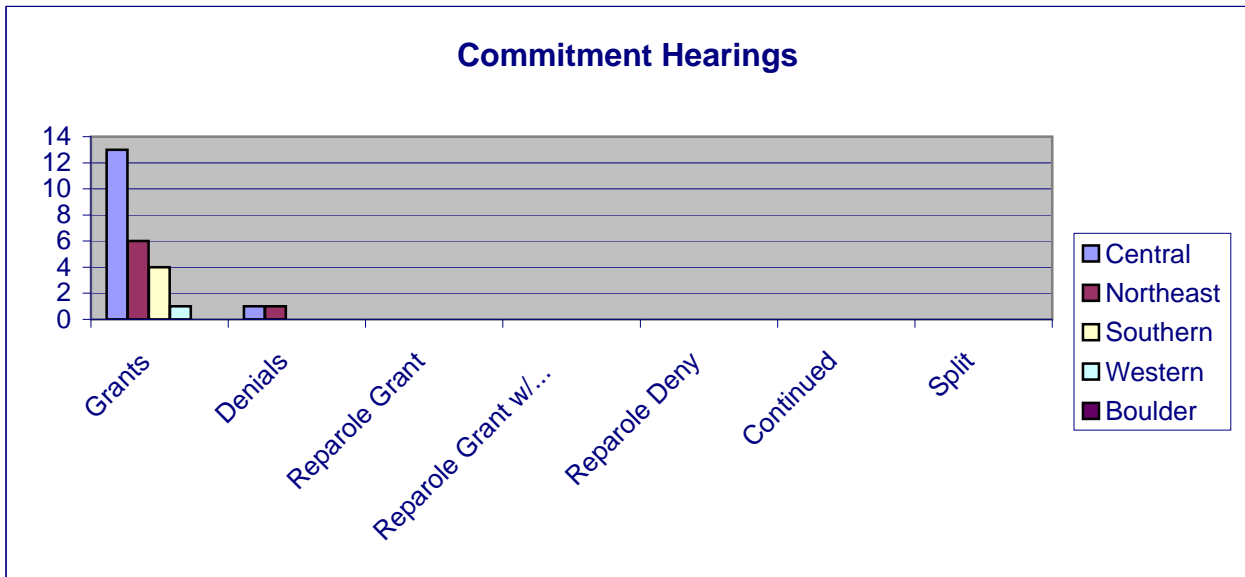


State of Colorado
 Juvenile Parole Board
 Monthly Hearing Statistics
 July 2013

**TOTAL HEARINGS July
 2013: 60**

**COMMITMENT
 HEARINGS**

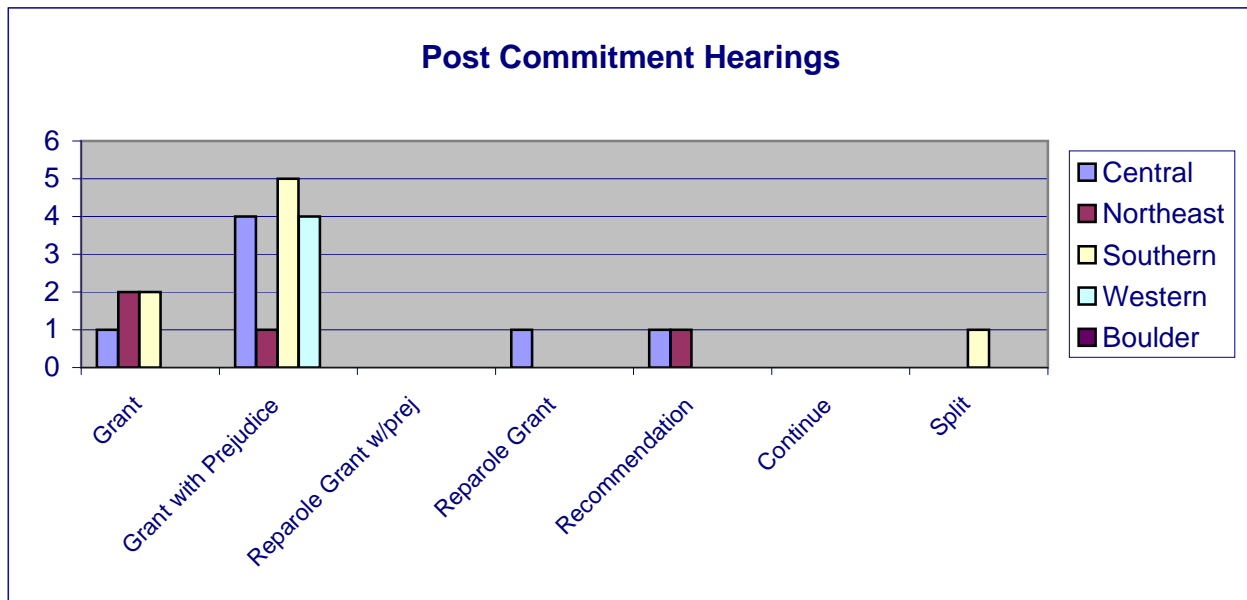
	Central	Northeast	Southern	Western	Boulder	Total %
Grants	13	6	4	1	0	92%
Denials	1	1	0	0	0	8%
Reparole Grant	0	0	0	0	0	0%
Reparole Grant w/prej	0	0	0	0	0	0%
Reparole Deny	0	0	0	0	0	0%
Continued	0	0	0	0	0	0%
Split	0	0	0	0	0	0%
Subtotal %	54%	27%	15%	4%	0%	26 Hearings



State of Colorado
 Juvenile Parole Board
 Monthly Hearing Statistics
 July 2013

**POST COMMITMENT
 HEARINGS**

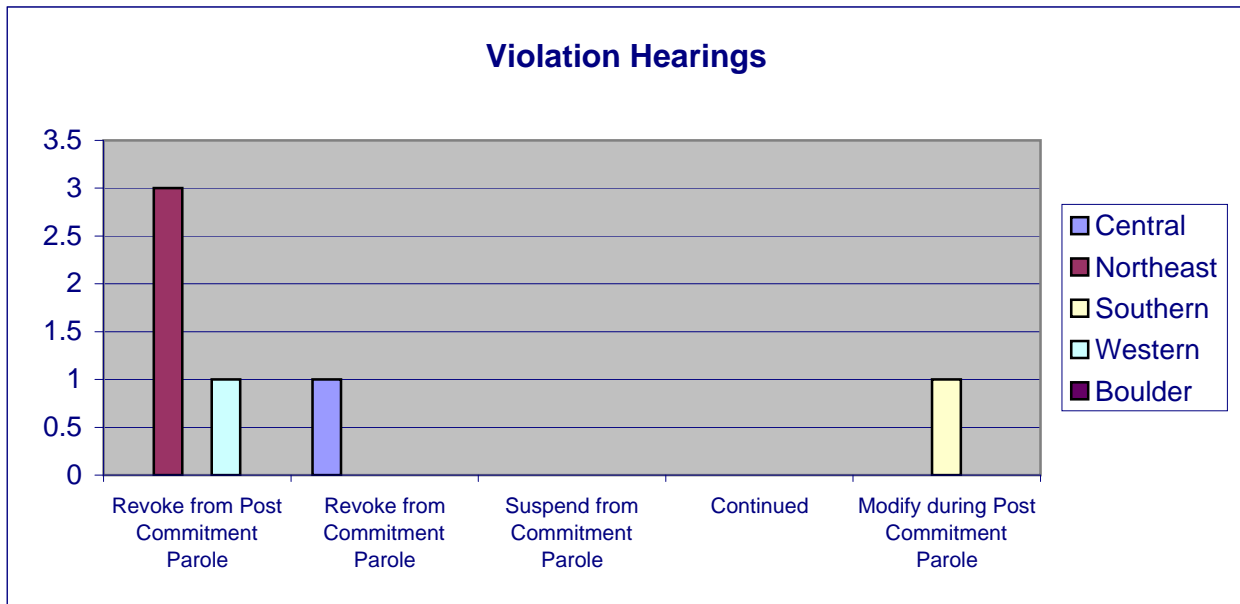
	Central	Northeast	Southern	Western	Boulder	Total %
Grant	1	2	2	0	0	22%
Grant with Prejudice	4	1	5	4	0	61%
Reparole Grant w/prej	0	0	0	0	0	0%
Reparole Grant	1	0	0	0	0	4%
Recommendation	1	1	0	0	0	9%
Continue	0	0	0	0	0	0%
Split	0	0	1	0	0	4%
Subtotal %	30%	17%	35%	17%	0%	23 Hearings



State of Colorado
 Juvenile Parole Board
 Monthly Hearing Statistics
 July 2013

VIOLATION HEARINGS

	Central	Northeast	Southern	Western	Boulder	Total %
Revoke from Post Commitment Parole	0	3	0	1	0	67%
Revoke from Commitment Parole	1	0	0	0	0	17%
Suspend from Commitment Parole	0	0	0	0	0	0%
Continued	0	0	0	0	0	0%
Modify during Post Commitment Parole	0	0	1	0	0	17%
Subtotal %	17%	50%	17%	17%	0%	6 Hearings



State of Colorado
 Juvenile Parole Board
 Monthly Hearing Statistics
 July 2013

FULL BOARD ACTIONS

	Central	Northeast	Southern	Western	Boulder	Total %
Discharge Other Grant	1	0	0	0	0	20%
Discharge to DOC Grant	0	0	2	0	0	40%
Agg Post Comm Grant with Prejudice	0	1	0	0	0	20%
Violent Post Comm Grant with Prejudice	1	0	0	0	0	20%
Subtotal %	40%	20%	40%	0%	0%	5 Hearings