




Colorado Department of Human Services
people who help people

Colorado State Department of Human Services
Office of Performance and Strategic Outcomes
SNAP Quality Assurance



**COLORADO SNAP QUALITY CONTROL
POINT-IN-TIME SUMMARY REPORT
FEDERAL FISCAL YEAR 2012**
(July 23, 2012)

NATIONAL:

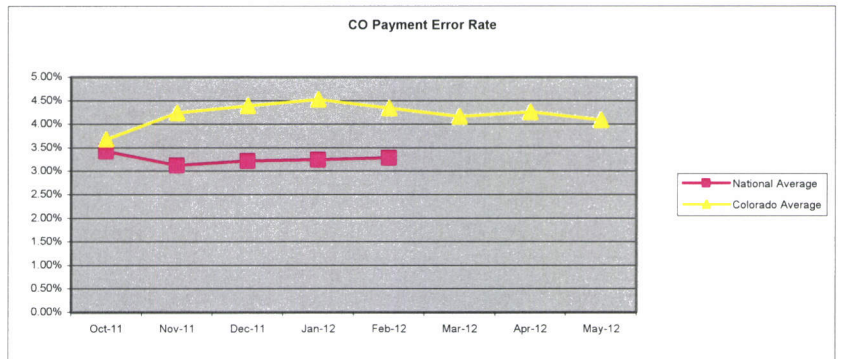
National Average Active = 3.28%
National Colorado Ranking = 38 out of 53
Mountain Plains Region Ranking = 7 out of 10

National Average Negative = 21.36%
National Colorado Ranking = 53 out of 53
Mountain Plains Region Ranking = 10

STATE:

Active Case Error Rate = **8.14%**
Active Error Rate = **4.08%**
Target Goal = 3%

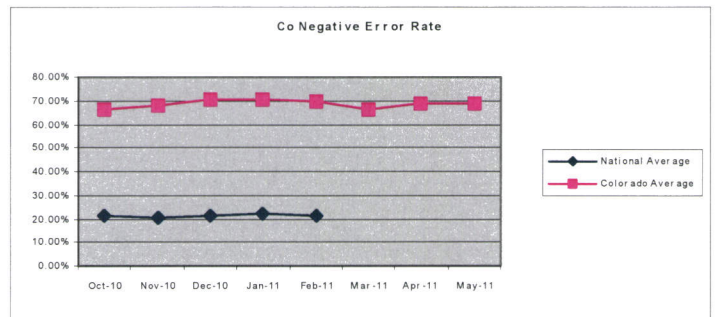
- Total Cases Reviewed = 614
- Total Cases with Errors = 50
- Total Issuance = \$173,184
- Total Misspent = \$7,195



Negative Error Rate = **68.99%**
Target Goal = 25%

- Total Cases Reviewed = 703
- Total Invalid = 485

**Negative Error Rate without
CBMS or NOAA Errors = 35.30%**



FEDERAL TIMELINESS:

State = 90.17%(Regular and EXP only)

NOTE: All reviews for Oct 2011 through March 2012 have been submitted (released) and data is less likely to change. Reviews for April 2012 forward are still in the process and this data will change.